www.cargeek.ir

TIBA

تیبا

TBAWD1H/10/1

• راهنمای تعمیرات مدارهای الکتریکی

دسته سیم EKS

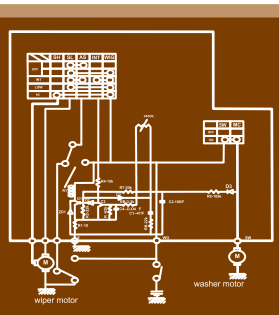

www.cargeek.ir

www.cargeek.ir

بسمه تعالی

X200

راهنمای مدارات الکتریکی تیبا

درخت سیم EKS

مدیریت مهندسی

www.cargeek.ir

www.cargeek.ir

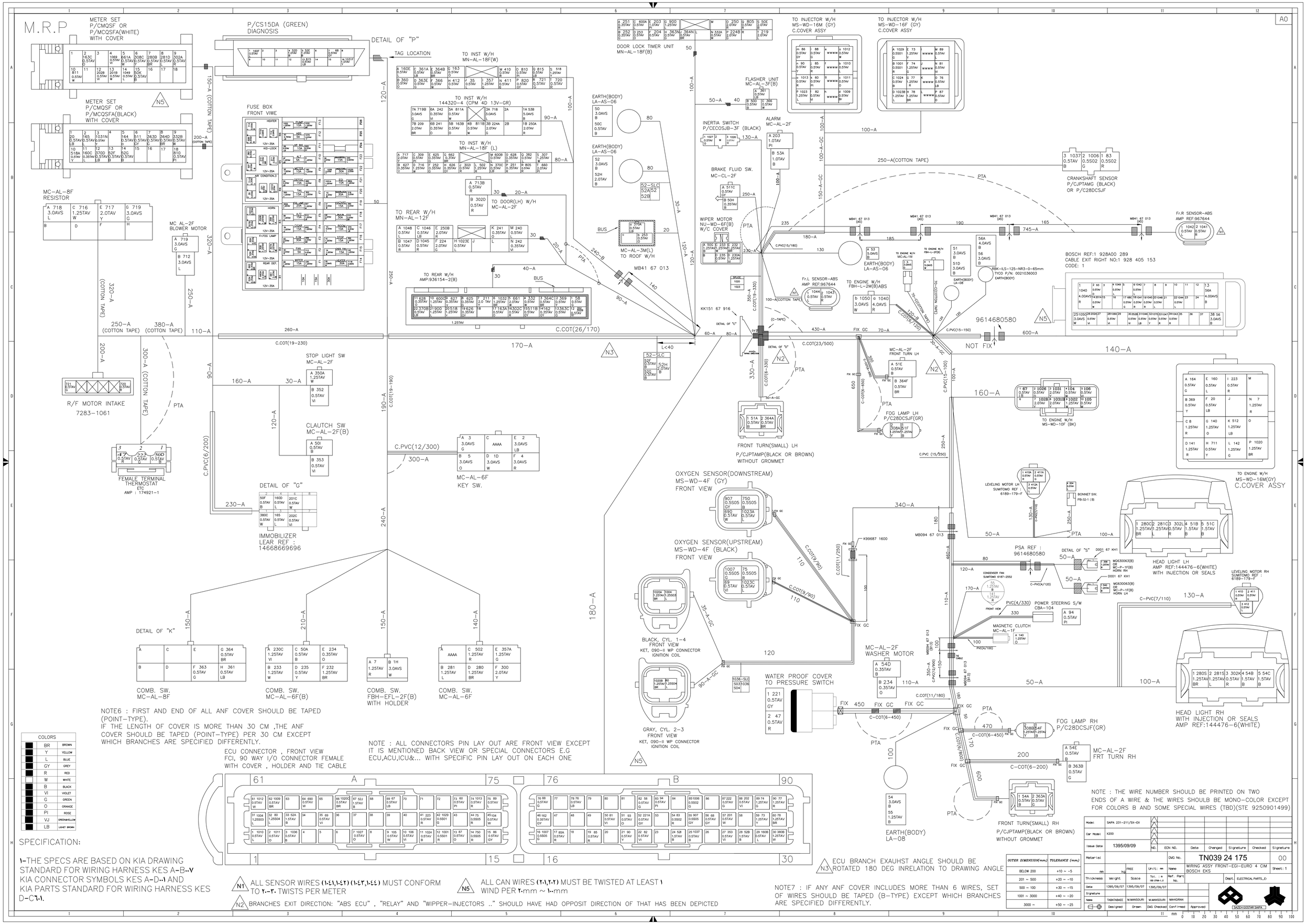

www.cargeek.ir

www.cargeek.ir

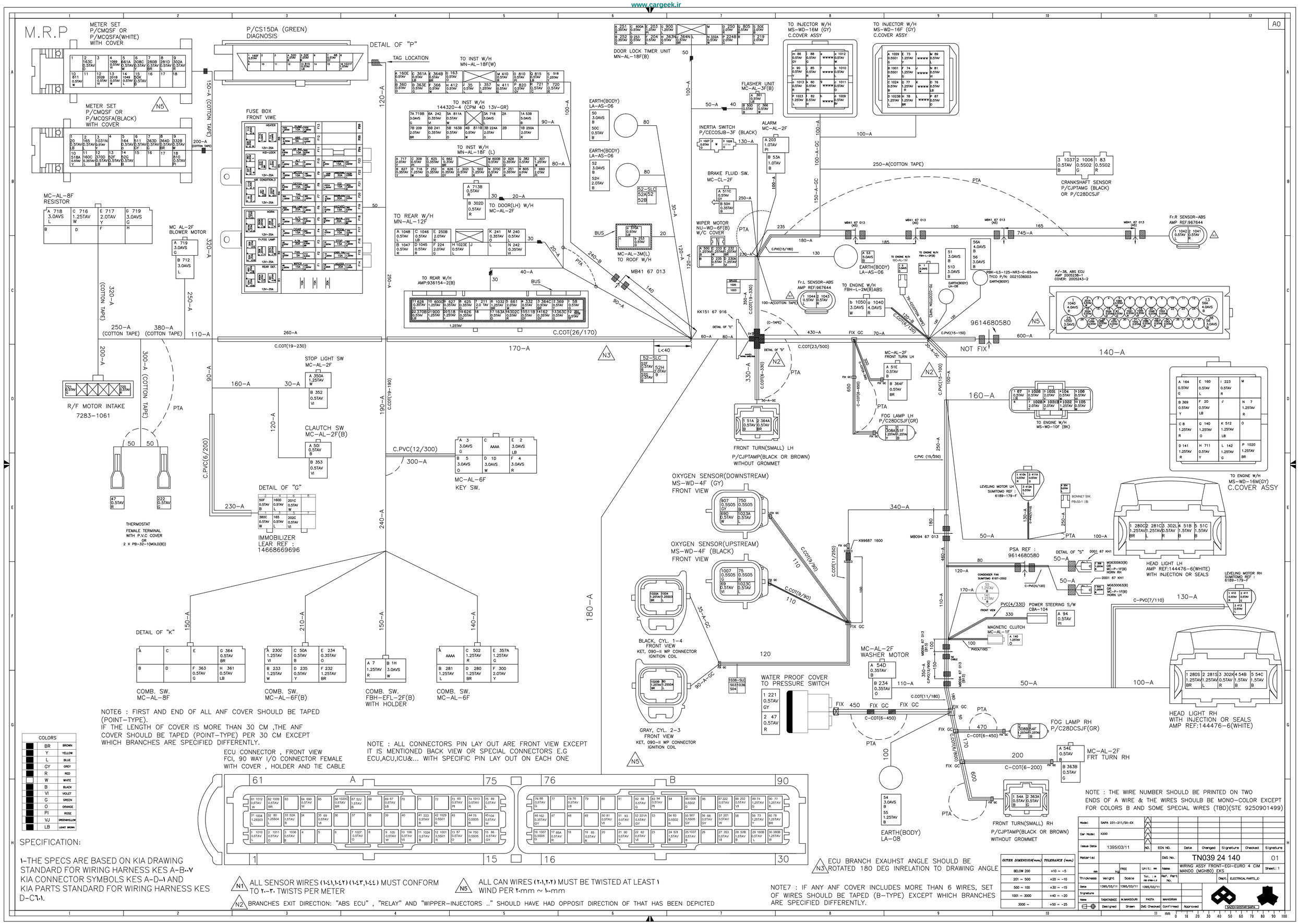

www.cargeek.ir

www.cargeek.ir

M.R.P

A0

MAIN HARNESS WIRING TABLE

WIRE NO.	WIRE SIZE	WIRE TYPE	WIRE COLOR	CONNECTED TO FROM	CONNECTED TO TO
1	5	AVS	W	TO ENGINE W/H	SPLICE 1
1A	1.25	TAV	W	SPLICE 1	FUSE BOX
1B	3	AVS	W	SPLICE 1	FUSE BOX
1C	0.5	TAV	W	SPLICE 1	FUSE BOX
1D	3	AVS	W	SPLICE 1	KEY SWITCH
1E	1.25	TAV	W	SPLICE 1	FUSE BOX
1F	0.5	TAV	W	SPLICE 1	FUSE BOX
1G	2	TAV	W	SPLICE 1	FUSE BOX
1H	3	AVS	W	SPLICE 1	COMB. SW.
2	3	AVS	LB	KEY SW	SPLICE 2
2A	2	TAV	LB	SPLICE2	FUSE BOX
2B	0.5	TAV	LB	SPLICE2	FUSE BOX
2C	0.75	TAV	LB	SPLICE2	FUSE BOX
2E	1.25	TAV	LB	SPLICE2	FUSE BOX
2F	1.25	TAV	LB	SPLICE2	FUSE BOX
3	3	AVS	G	KEY SW	SPLICE 3
3A	1.25	TAV	G	SPLICE 3	FUSE BOX
3B	1.25	TAV	G	SPLICE 3	FUSE BOX
4	3	AVS	R	KEY SWITCH	SPLICE 4
4A	0.5	TAV	R	SPLICE 4	FUSE BOX
4B	1.25	TAV	R	SPLICE 4	FUSE BOX
4C	0.5	TAV	R	SPLICE 4	FUSE BOX
4D	2	TAV	R	SPLICE 4	FUSE BOX
4E	2	TAV	R	SPLICE 4	FUSE BOX
5	3	AVS	O	KEY SW	TO ENGINE W/H
7	1.25	TAV	R	TO ENGINE W/H	COMB. SW.
8	1.25	TAV	R	TO ENGINE W/H	FUSE BOX
20	0.5	TAV	LB	TO ENGINE W/H	METER(BLACK)
35	0.3	TAV	L	FUSE BOX	TO INST W/H
47	0.5	TAV	R	THERMOSTAT	PRESSURE SW
50	3	TAV	B	EARTH(BODY)	SPLICE 50
50A	0.5	TAV	B	SPLICE 50	COMB. SW.
50B	0.5	TAV	B	SPLICE 50	FUSE BOX
50C	0.5	TAV	B	SPLICE 50	EARTH(BODY)
50D	0.5	TAV	B	SPLICE 50	FLASHER UNIT
50F	0.5	TAV	B	SPLICE 50	IMMOBILIZER
50G	1.25	TAV	B	SPLICE 50	WIPER MOTOR
50H	0.35	TAV	B	SPLICE 50	BRAKE FLUID SW.
50I	0.5	TAV	B	SPLICE 50	CLAUTCH SW
50E	2	TAV	B	SPLICE 50	DOOR LOCK TIMER UNIT
50K	0.5	TAV	B	SPLICE 50	METER(WHITE)
50T	0.5	TAV	B	SPLICE 50	FUSE BOX
51	3	AVS	B	EARTH(BODY)	SPLICE 51
51A	0.5	TAV	B	SPLICE 50	FRONT TURN(SMALL) LH
51B	1.5	TAV	B	SPLICE 50	HEAD LIGHT LH
51C	1.5	TAV	B	SPLICE 50	HEAD LIGHT LH
51D	3	AVS	B	EARTH(BODY)	SPLICE 50
51E	0.5	TAV	B	SPLICE 50	FRONT TURN LH
51F	1.25	TAV	B	SPLICE 50	FOG LAMP LH
52	3	AVS	B	EARTH(BODY)	SPLICE 52
52A	1.5	TAV	B	SPLICE 52	A33
52B	1.5	TAV	B	SPLICE 52	B28
52E	1	TAV	B	SPLICE 52	DIAG
52D	1	TAV	B	SPLICE 52	DIAG
52F	0.5	TAV	B	SPLICE 52	METER(BLACK)
52G	0.5	TAV	B	SPLICE 52	METER(BLACK)
52H	2	TAV	B	SPLICE 52	EARTH(BODY)
52I	1.5	TAV	B	SPLICE 52	B24
52J	1.5	TAV	B	SPLICE 52	A67
52K	0.3	TAV	B	SPLICE 52	FUSE BOX
52L	1.25	TAV	B	SPLICE 52	FUSE BOX
52N	0.3	TAV	B	SPLICE 52	FUSE BOX
53	5	AVS	B	EARTH(BODY)	SPLICE 53
53A	1	TAV	B	SPLICE 53	ALARM
53B	5	AVS	B	SPLICE 53	TO INST W/H
54	3	AVS	B	EARTH(BODY)	SPLICE 54
54A	0.5	TAV	B	SPLICE 54	FRONT TURN(SMALL) RH
54B	1.5	TAV	B	SPLICE 54	HEAD LIGHT RH
54C	1.5	TAV	B	SPLICE 54	HEAD LIGHT RH
54D	0.35	TAV	B	SPLICE 54	WASHER MOTOR
54E	0.5	TAV	B	SPLICE 54	FRT TURN RH
54F	1.25	TAV	B	SPLICE 54	FOG LAMP RH
54G	1.25	TAV	B	SPLICE 54	HORN LH
55	1.25	TAV	B	EARTH(BODY)	CONDENSER FAN
56	3	AVS	B	EARTH(BODY)	ABS ECU
60	0.5	TAV	PI	A73	TO INJECTOR HARNESS
67	0.5	TAV	LB	A69	TO ENGINE W/H
68	0.5	TAV	GY	B56	DIAG
68A	0.5	TAV	GY	BRANCH FROM 78	ABS ECU
69	0.5	TAV	VI	A35	OXYGEN SENSOR(UPSTREAM)
73	1.25	TAV	Y	B59	TO INJECTOR HARNESS
74	1.25	TAV	G	B89	TO INJECTOR HARNESS
75	0.5	TAV	R	A44	OXYGEN SENSOR(UPSTREAM)
76	0.5	TAV	LB	B78	TO INJECTOR HARNESS
77	1.25	TAV	R	B90	TO INJECTOR HARNESS
78	1.25	TAV	BR	B60	TO INJECTOR HARNESS
80	1.25	TAV	L	A32	COIL 2-3
81	0.5	TAV	VI	B50	TO INJECTOR HARNESS
82	0.5	TAV	VI	B22	TO INJECTOR HARNESS
83	0.5	TAV	R	B54	CRANKSHAFT
85	0.5	TAV	R	B19	TO INJECTOR HARNESS
85A	0.5	TAV	R	BRANCH FROM 85	B17
86	0.5	TAV	GY	A13	TO INJECTOR HARNESS
87	0.5	TAV	O	B16	TO INJECTOR HARNESS
88	0.5	TAV	G	B76	TO INJECTOR HARNESS
89	0.5	TAV	L	A75	TO INJECTOR HARNESS
90	0.5	TAV	Y	B21	TO INJECTOR HARNESS
93	0.5	TAV	O	B51	ABS ECU
94	0.5	TAV	PI	B83	POWER STEERING SW
104	0.5	TAV	W	TO ENGINE W/H	A45
105	0.5	TAV	W	A9	TO ENGINE W/H
106	0.5	TAV	VI	A10	TO ENGINE W/H
140	1.25	TAV	O	TO ENGINE W/H	MAGNETIC CLUTCH
141	1.25	TAV	R	TO ENGINE W/H	CONDENSER FAN
142	1.25	TAV	G	TO ENGINE W/H	FUSE BOX
160	0.5	TAV	L	TO ENGINE W/H	SPLICE 160
A160	0.5	TAV	L	SPLICE 160	FUSE BOX
160A	1.25	TAV	L	FUSE BOX	SPLICE 160
160B	0.5	TAV	L	SPLICE 160	B29
160C	0.3	TAV	L	SPLICE 160	METER(BLACK)
160D	0.5	TAV	L	SPLICE 160	IMMOBILIZER
160E	0.5	TAV	L	SPLICE 160	TO INST W/H
160F	0.3	TAV	L	SPLICE 160	DIAG
162	0.35	TAV	GY	B46	TO REAR W/H
163	0.5	TAV	O	TO INST W/H	SPLICE 164
163A	0.5	TAV	O	SPLICE 164	TO REAR W/H
163B	0.5	TAV	O	SPLICE 164	TO INST W/H
163C	0.5	TAV	O	SPLICE 164	METER(WHITE)
164	0.5	TAV	O	TO ENGINE W/H	METER(BLACK)
165	0.5	TAV	L	IMMOBILIZER	METER(BLACK)
201	0.5	TAV	W	B57	SPLICE 201
201A	0.5	TAV	W	SPLICE 201	ABS ECU
201B	0.5	TAV	W	SPLICE 201	METER(BLACK)
201C	0.5	TAV	W	SPLICE 201	IMMOBILIZER
202	0.5	TAV	VI	B88	SPLICE 202
202A	0.5	TAV	VI	SPLICE 202	ABS ECU
202B	0.5	TAV	VI	SPLICE 202	METER(WHITE)
202C	0.5	TAV	VI	SPLICE 202	IMMOBILIZER
203	1	TAV	PI	ALARM	DOOR LOCK TIMER UNIT
204	0.5	TAV	L	BONNET SW.	DOOR LOCK TIMER UNIT
209	2	TAV	BR	FUSE BOX	TO INST W/H
210	2	TAV	BR	FUSE BOX	FUSE BOX
211	2	TAV	Y	TO REAR W/H	FUSE BOX
219	2	TAV	L	FUSE BOX	DOOR LOCK TIMER UNIT
221	0.5	TAV	GY	PRESSURE SW	FUSE BOX
221A	0.5	TAV	GY	BRANCH FROM 221	B52
222	0.5	TAV	G	A87	THERMOSTAT
223	0.5	TAV	R	A41	TO ENGINE W/H
224	2	TAV	G	TO REAR W/H	SPLICE 224
224A	2	TAV	G	SPLICE 224	TO INST W/H
224B	2	TAV	G	SPLICE 224	DOOR LOCK TIMER UNIT
230	1.25	TAV	VI	FUSE BOX	SPLICE 230
230A	1.25	TAV	VI	SPLICE 230	WIPER MOTOR
230C	1.25	TAV	VI	SPLICE 230	COMB. SW.
232	1.25	TAV	BR	WIPER MOTOR	COMB. SW.
233	1.25	TAV	W	WIPER MOTOR	COMB. SW.
234	0.35	TAV	O	WASHER MOTOR	COMB. SW.
235	0.5	TAV	Y	WIPER MOTOR	COMB. SW.
240	0.5	TAV	L	TO REAR W/H	FUSE BOX
241	0.35	TAV	O	TO REAR W/H	TO INST W/H
242	0.35	TAV	VI	TO REAR W/H	TO INST W/H
250	2	TAV	R	DOOR LOCK TIMER	SPLICE 250
250A	2	TAV	R	SPLICE 250	TO INST W/H
250B	2	TAV	R	SPLICE 250	TO REAR W/H
251	0.35	TAV	R	DOOR LOCK TIMER	TO INST W/H
252	0.35	TAV	G	DOOR LOCK TIMER	TO INST W/H
253	0.5	TAV	O	DOOR LOCK TIMER	TO ROOF W/H
280	1.25	TAV	BR	COMB. SW.	SPLICE 280
280C	1.25	TAV	BR	SPLICE 280	HEAD LIGHT LH
280B	0.5	TAV	BR	SPLICE 280	METER(WHITE)
280S	1.25	TAV	BR	SPLICE 280	HEAD LIGHT RH
281	1.25	TAV	L	COMB. SW.	SPLICE 281
281C	1.25	TAV	L	SPLICE 281	HEAD LIGHT LH
281D	0.5	TAV	L	SPLICE 281	METER(WHITE)
281S	1.25	TAV	L	SPLICE 281	HEAD LIGHT RH
300	1.25	TAV	Y	FUSE BOX	COMB. SW.
300A	1.25	TAV	Y	BRANCH FROM 300	FUSE BOX
302	1.25	TAV	R	FUSE BOX	SPLICE 302
302A	0.5	TAV	R	SPLICE 302	METER(WHITE)
302C	0.5	TAV	R	SPLICE 302	TO REAR W/H
302D	0.5	TAV	R	SPLICE 302	TO DOOR(LH) W/H
302I	0.5	TAV	R	SPLICE 302	TO INST W/H
302K	0.5	TAV	R	SPLICE 302	HEAD LIGHT RH
302L	0.5	TAV	R	SPLICE 302	HEAD LIGHT LH
307	1.25	TAV	W	FUSE BOX	TO INST W/H
307A	1.25	TAV	W	BRANCH FROM 307	FUSE BOX
309	0.5	TAV	PI	FUSE BOX	TO INST W/H
308	1.25	TAV	Y	FUSE BOX	SPLICE 308
308A	1.25	TAV	Y	SPLICE 308	FOG LAMP LH
308B	1.25	TAV	Y	SPLICE 308	FOG LAMP RH
308C	0.5	TAV	Y	SPLICE 308	METER(WHITE)
350	1.25	TAV	W	FUSE BOX	SPLICE 350
350A	1.25	TAV	W	SPLICE 350	STOP LIGHT SW
350B	1.25	TAV	W	SPLICE 350	FUSE BOX
352	0.5	TAV	VI	STOP LIGHT SW.	TO REAR W/H
352A	0.5	TAV	VI	BRANCH FROM 352	ABS ECU
352B	0.5	TAV	VI	BRANCH FROM 352	TO REAR W/H
353	0.5	TAV	VI	CLAUTCH SW	B27
357	1.25	TAV	G	COMB. SW.	TO INST W/H
357A	0.3	TAV	G	BRANCH FROM 357	FUSE BOX
358	1.25	TAV	R	FUSE BOX	HORN RH
360	0.5	TAV	O	FUSE BOX	TO INST W/H
361	0.5	TAV	LB	FLASHER UNIT	COMB. SW.
361A	0.5	TAV	LB	BRANCH FROM 361	TO INST W/H
363	0.5	TAV	G	COMB. SW.	SPLICE 363
363A	0.5	TAV	G	SPLICE 363	FRT TURN SMALL RH
363B	0.5	TAV	G	SPLICE 363	FRONT TURN RH
363C	0.5	TAV	G	SPLICE 363	TO REAR W/H
363D	0.5	TAV	G	SPLICE 363	METER(BLACK)
363E	0.5	TAV	G	SPLICE 363	TO INST W/H
363N	0.5	TAV	G	SPLICE 363	DOOR LOCK TIMER UNIT
364	0.5	TAV	BR	COMB. SW.	SPLICE 364
364A	0.5	TAV	BR	SPLICE 364	FRT TURN SMALL LH
364B	0.5	TAV	BR	SPLICE 364	TO INST W/H
364C	0.5	TAV	BR	SPLICE 364	TO REAR W/H
364D	0.5	TAV	BR	SPLICE 364	METER(BLACK)
364F	0.5	TAV	BR	SPLICE 364	FRONT TURN LH
364N	0.5	TAV	BR	SPLICE 364	DOOR LOCK TIMER UNIT
366	0.5	TAV	W	FLASHER UNIT	TO INST W/H
369	0.5	TAV	Y	TO ENGINE W/H	TO REAR W/H
370	0.5	TAV	LB	FUSE BOX	SPLICE 370
370A	0.5	TAV	LB	SPLICE 370	TO ROOF W/H
370B	0.5	TAV	LB	SPLICE 370	TO REAR W/H
370C	0.5	TAV	LB	SPLICE 370	TO INST W/H
370D	0.5	TAV	LB	SPLICE 370	METER(BLACK)
380A	1.25	TAV	W	FUSE BOX	SPLICE 380
380B	1.25	TAV	W	SPLICE 380	B30
380C	0.5	TAV	W	SPLICE 380	IMMOBILIZER
382	0.5	TAV	L	FUSE BOX	TO INST W/H
410	0.5	TAV	R	TO INST W/H	LEVELING MOTOR RH
410A	0.5	TAV	R	BRANCH FROM 410	LEVELING MOTOR LH
411	0.5	TAV	G	TO INST W/H	LEVELING MOTOR RH
411A	0.5	TAV	G	BRANCH FROM 411	LEVELING MOTOR LH
412	0.5	TAV	L	TO INST W/H	LEVELING MOTOR RH
412A	0.5	TAV	L	BRANCH FROM 412	LEVELING MOTOR LH
502	1.25	TAV	R	COMB. SW.	TO INST W/H
511	0.5	TAV	GY	SPLICE 511	METER(BLACK)
511B	0.5	TAV	GY	SPLICE 511	TO REAR W/H
511C	0.5	TAV	GY	SPLICE 511	BREAK FLUID SW.
512	1.25	TAV	LB	FUSE BOX	TO ENGINE W/H
518	1.25	TAV	Y	TO INST W/H	TO REAR W/H
518A	1.25	Y	Y	BRANCH FROM 518	METER(BLACK)
600	1.25	TAV	L	FUSE BOX	SPLICE 600
600A	0.5	TAV	L	SPLICE 600	DOOR LOCK TIMER UNIT
600B	0.5	TAV	L	SPLICE 600	TO INST W/H
600C	1.25	TAV	L	SPLICE 600	TO REAR W/H
628	0.35	TAV	O	TO REAR W/H	TO INST W/H
660	2	TAV	LB	FUSE BOX	TO ENGINE W/H
660A	2	TAV	LB	BRANCH FROM 660	FUSE BOX
661	2	TAV	W	FUSE BOX	TO REAR W/H
661A	1.25	TAV	W	BRANCH FROM 661	METER(WHITE)
662	0.3	TAV	BR	FUSE BOX	TO INST W/H
690	0.5	TAV	W	A64	OXYGEN SENSOR(DOWNSTREAM)
711	0.5	TAV	Y	SPLICE 711	TO ENGINE W/H
711A	3	AVS	Y	SPLICE 711	FUSE BOX
711B	3	AVS	Y	SPLICE 711	FUSE BOX
711C	0.3	TAV	Y	SPLICE 711	FUSE BOX
712	3	AVS	L	FUSE BOX	BLOWER MOTOR
713	0.5	TAV	R	FUSE BOX	FUSE BOX
713B	0.5	TAV	R	BRANCH FROM 713	TO DOOR(LH) W/H
716	1.25	TAV	W	TO INST W/H	RESISTOR
717	2	TAV	Y	TO INST W/H	RESISTOR
718	3	TAV	L	TO INST W/H	RESISTOR
719	3	AVS	G	BLOWER MOTOR	RESISTOR
719B	3	AVS	G	BRANCH FROM 719	TO INST W/H
720	0.5	TAV	R	TO INST W/H	R/F MOTOR INTAKE
721	0.5	TAV	G	TO INST W/H	R/F MOTOR INTAKE
750	0.5	TAV	B	A14	OXYGEN SENSOR(DOWNSTREAM)
805	0.5	TAV	R	TO INST W/H	DOOR LOCK TIMER UNIT
810	0.5	TAV	PI	METER(BLACK)	TO INST W/H
811	0.5	TAV	W	METER SET(WHITE)	SPLICE 811
811A	0.5	TAV	W	SPLICE 811	TO INST W/H
811B	0.5	TAV	W	SPLICE 811	TO INST W/H
815	0.5	TAV	LB	DIAG	TO INST W/H
820	0.5	TAV	GY	FUSE BOX	TO INST W/H
900	1.25	TAV	L	TO REAR W/H	DOOR LOCK TIMER UNIT
907	0.5	TAV	GY	B55	OXYGEN SENSOR(DOWNSTREAM)
1001	0.5	TAV	R	A12	TO INJECTOR HARNESS
1004	1.25	TAV	L	A31	COIL 1-4
1006	0.5	TAV	G	CRANKSHAFT	B85
1007	0.5	TAV	G	B16	O2-SENSOR
1009	0.5	TAV	BR	A62	TO INJECTOR W/H
1010	0.5	TAV	L	A1	TO INJECTOR W/H
1011	0.5	TAV	O	A2	TO INJECTOR W/H
1012	0.5	TAV	W	A61	TO INJECTOR W/H
1013	0.5	TAV	R	A74	TO INJECTOR HARNESS
1020	1.25	TAV	BR	TO ENGINE W/H	SPLICE 1020
1020A	1.25	TAV	BR	SPLICE 1020	COIL 1-4
1020B	1.25	TAV	BR	SPLICE 1020	COIL 2-3
1020C	0.5	TAV	BR	SPLICE 1020	A66
1022	1.25	TAV	W	TO ENGINE W/H	FUSE BOX
1023	1.25	TAV	L	TO INJECTOR W/H	SPLICE 1023
1023A	0.5	TAV	L	SPLICE 1023	OXYGEN SENSOR(DOWNSTREAM)
1023B	1.25	TAV	L	SPLICE 1023	TO INJECTOR HARNESS
1023C	1.25	TAV	L	SPLICE 1023	OXYGEN SENSOR(UPSTREAM)
1023D	2	TAV	L	SPLICE 1023	FUSE BOX
1023E	0.5	TAV	L	SPLICE 1023	TO REAR W/H
1024	0.5	TAV	B	A11	TO INJECTOR HARNESS
1026	0.5	TAV	O	TO ENGINE W/H	INERTIA SW.
1027	0.5	TAV	O	A7	INERTIA SW.
1028	2	TAV	Y	FUSE BOX	TO ENGINE W/H
1029	0.5	TAV	G	A42	TO INJECTOR HARNESS
1031	2	TAV	Y	TO ENGINE W/H	SPLICE 1031
1031A	1.25	TAV	Y	SPLICE 1031	FUSE BOX
1031B	2	TAV	Y	SPLICE 1031	TO ENGINE W/H
1031E	0.5	TAV	Y	SPLICE 1031	FUSE BOX
1031F	1	TAV	Y	SPLICE 1031	DIAG
1031N	0.5	TAV	Y	SPLICE 1031	METER(BLACK)
1031C	0.3	TAV	Y	SPLICE 1031	FUSE BOX
1032	1.25	TAV	BR	FUSE BOX	TO REAR W/H
1036	0.5	TAV	B	A3	SHIELD OF S03,04
1037	0.5	TAV	B	CRANKSHAFT	B25
1040	4	AVS	R	T0 ENGINE W/H	ABS ECU
1041	0.5	TAV	R	ABS ECU	Fr.R SENSOR-ABS
1042	0.5	TAV	L	ABS ECU	Fr.R SENSOR-ABS
1043	0.5	TAV	R	ABS ECU	Fr.L SENSOR-ABS
1044	0.5	TAV	L	ABS ECU	Fr.L SENSOR-ABS
1045	0.5	TAV	R	ABS ECU	TO REAR W/H
1046	0.5	TAV	LB	ABS ECU	TO REAR W/H
1047	0.5	TAV	R	ABS ECU	TO REAR W/H
1048	0.5	TAV	L	ABS ECU	TO REAR W/H
1049	0.5	TAV	L	METER(WHITE)	ABS ECU
1050	3	AVS	W	T0 ENGINE W/H	ABS ECU
1069	0.5	TAV	VI	METER(WHITE)	ABS ECU
1070	0.5	TAV	Y	FUSE BOX	ABS ECU

Model	SAIPA 231-211/SX-EX								
Car Model	X200								
Issue Date	1395/03/11	NO.	ECN NO.	Date	Changed	Signature	Checked	Signature	
Material			DWG No.	TN039 24 140				01	
mm / kg	FREE	Unit: mm	Name	WIRING ASSY FRONT-EGI-EURO 4 CIM MANDO (MGH80) EKS				Sheet:2	
Thickness / Weight	Scale	Tol. : ± mm mm-t	Ref. Part No.		Dept.	ELECTRICAL PARTS_D			
Date	1395/03/11	1395/03/11	1395/03/11						
Signature									
Name	TABATABAEE	M.MANSOURI	PASTA	MAHGIRAN					
Designed		Drawn	DWG Checked	Confirmed	Approved				

SAZEH GOSTAR SAIPA

mm 0 10 20 30 40 50 60 70 80 90 100

www.cargeek.ir

www.cargeek.ir

M.R.P

A0

DETAIL OF "K"

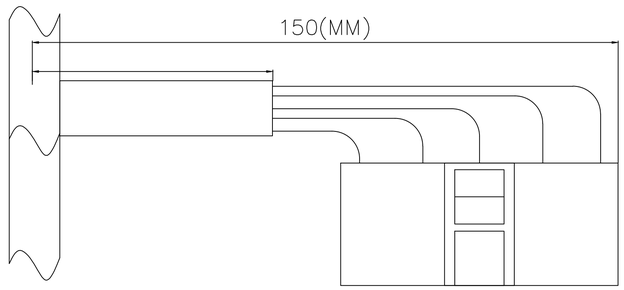

TAG SPECIFICATION

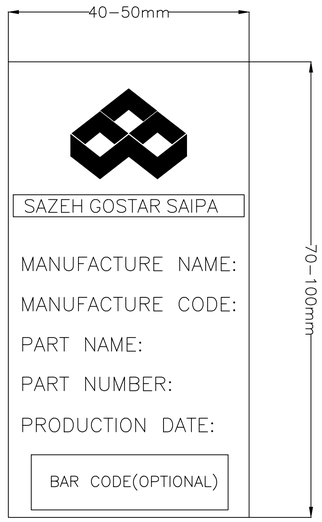

DETAIL OF "P"

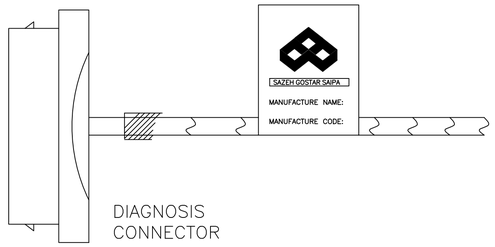

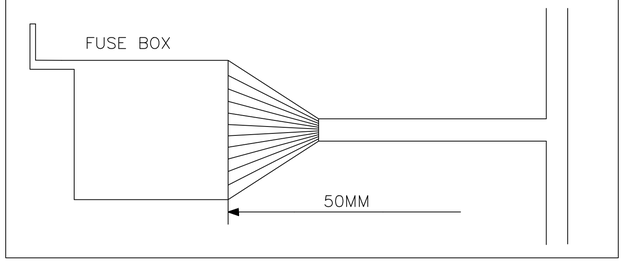

DETAIL OF "C"

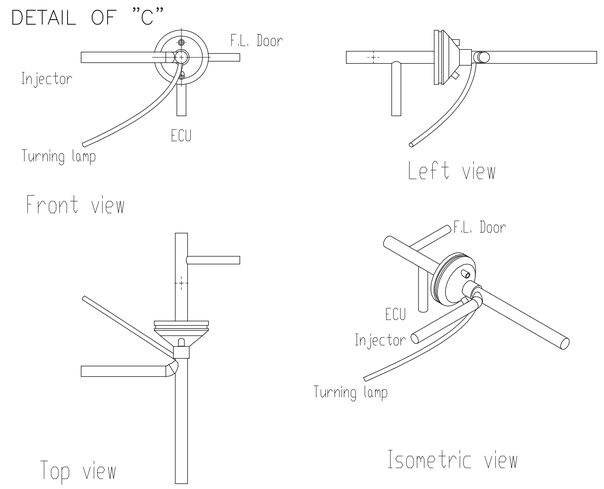

END OF THE COVER SHOULD BE ALIGN WITH HEAD OF THE CONNECTOR

DETAIL OF "S"

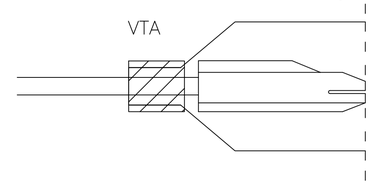

DETAIL OF "G"

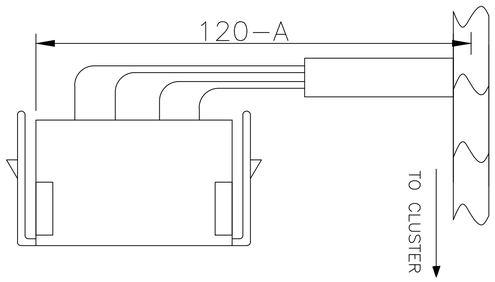

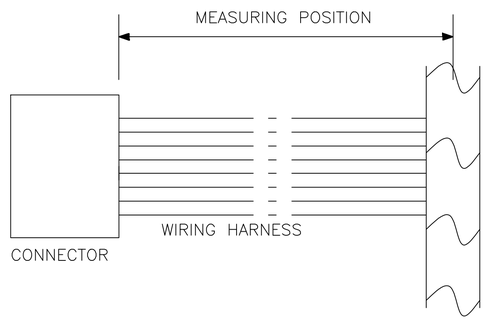

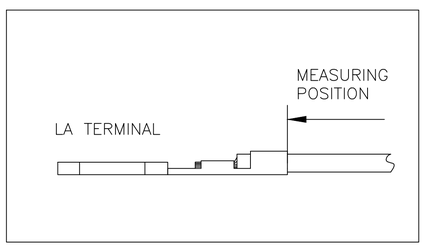

DETAIL OF "C"

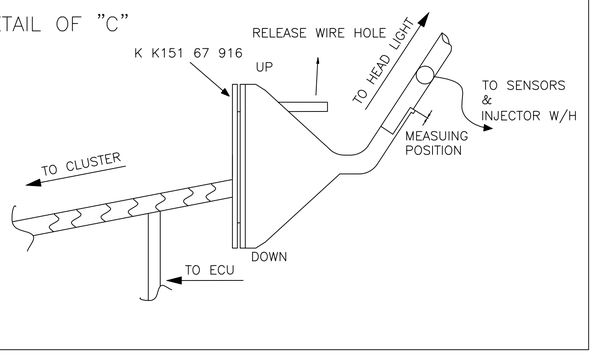

Model	SAIPA 231-211/SX-EX								
Car Model	X200								
Issue Date	1395/03/11	NO.	ECN NO.	Date	Changed	Signature	Checked	Signature	
Material			DWG No.	TN039 24 140				01	
mm / kg	FREE	Unit: mm	Name	WIRING ASSY FRONT-EGI-EURO 4 CIM MANDO (MGH80) EKS				Sheet:3	
Thickness	Weight	Scale	Tol. : ± ISO 2768-LS	Ref. Part No.		Dept.	ELECTRICAL PARTS_E-		
Date	1395/03/11	1395/03/11	1395/03/11						
Signature									
Name	TABATABAEE	M.MANSOURI	PASTA	MAHGIRAN					
	Designed	Drawn	DWG Checked	Confirmed	Approved				

SAZEHGOSTAR SAIPA

mm 0 10 20 30 40 50 60 70 80 90 100

www.cargeek.ir

www.cargeek.ir

M.R.P

TAG SPECIFICATION

SAZEH GOSTAR SAIPA

MANUFACTURE NAME:
MANUFACTURE CODE:
PART NAME:
PART NUMBER:
PRODUCTION DATE:
BAR CODE(OPTIONAL)

TAG SPEC.

SPECIFICATION:
۱-THE SPECS ARE BASED ON KIA DRAWING STANDARD FOR WIRING HARNESS KES A-B۰۰۷
KIA CONNECTOR SYMBOLS KES A-D۰۰۱ AND
KIA PARTS STANDARD FOR WIRING HARNESS KES D-C٦۰۱.

NOTE :
WIRING HARNESS FRONT-EGI MUST BE ACCORDING TO KES DC-٦۰۱

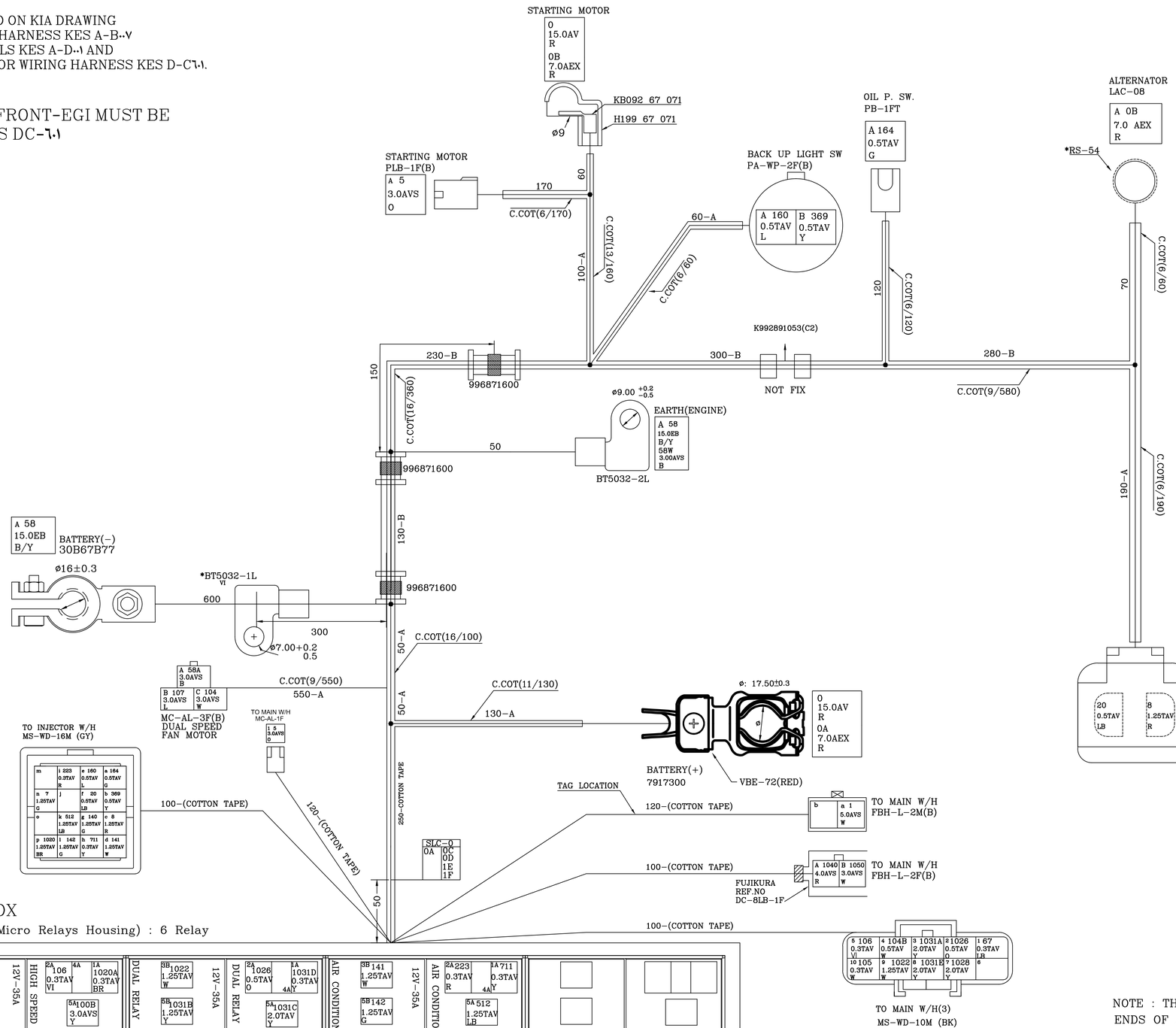

ENGINE WIRING HARNESS TABLE

WIRE NO.	WIRE SIZE	WIRE TYPE	WIRE COLO	CONNECTED TO FROM	CONNECTED TO TO
0	15	AV	R	BATTERY	STARTING MOTOR
0A	7	AEX	R	BATTERY	SPLICE 0
0B	7	AEX	R	ALTERNATOR	STARTING MOTOR
0C	4	AVS	R	SPLICE 0	RELAY BOX
0D	3	AVS	R	SPLICE 0	RELAY BOX
0E	3	AVS	R	SPLICE 0	RELAY BOX
0F	3	AVS	R	SPLICE 0	RELAY BOX
0G	5	AVS	R	SPLICE 0	RELAY BOX
0H	1.25	TAV	W	SPLICE 0	RELAY BOX
1	5	AVS	W	TO MAIN W/H	RELAY BOX
58	15	EB	B/Y	BATTERY	EARTH(ENGINE)
58A	3	AVS	B	BRANCH FROM 58	DUAL SPEED FAN MOTOR
58D	0.5	T	B	BRANCH FROM 58	RELAY BOX
5	3	AVS	O	STARTING MOTOR	TO MAIN W/H
7	1.25	TAV	G	TO INJECTOR W/H	RELAY BOX
8	1.25	TAV	R	TO INJECTOR W/H	ALTERNATOR
20	0.5	TAV	LB	TO INJECTOR W/H	ALTERNATOR
67	0.3	TAV	LB	RELAY BOX	TO MAIN W/H
100	3	AVS	Y	RELAY BOX	SPLICE 100
100A	3	AVS	Y	SPLICE 100	RELAY BOX
100B	3	AVS	Y	SPLICE 100	RELAY BOX
104	3	AVS	W	DUAL SPEED	SPLICE 104
104A	3	AVS	W	SPLICE 104	DUAL SPEED
104B	0.5	TAV	W	SPLICE 104	TO MAIN W/H(3)
105	0.3	TAV	W	TO MAIN W/H(3)	AIRBAG ECU
106	0.3	TAV	VI	TO MAIN W/H(3)	REAR WINDOW DEF.
107	3	AVS	L	DUAL SPEED	RELAY BOX
140	1.25	TAV	G	TO INJECTOR W/H	SPLICE 140
140A	0.3	TAV	G	SPLICE 140	RELAY BOX
140B	1.25	TAV	G	SPLICE 140	RELAY BOX
141	1.25	TAV	W	**TO INJECTOR W/H**	RELAY BOX
160	0.5	TAV	L	BACK UP LIGHT SW	TO INJECTOR W/H
164	0.5	TAV	G	OIL P. SW.	TO INJECTOR W/H
369	0.5	TAV	Y	BACK UP LIGHT SW	TO INJECTOR W/H
209A	2	TAV	Br	BRANCH FROM 209	TO P.DOOR W/H
223	0.3	TAV	R	RELAY BOX	TO INJECTOR W/H
512	1.25	TAV	LB	TO INJECTOR W/H	RELAY BOX
711	0.3	TAV	Y	TO INJECTOR W/H	RELAY BOX
1020	1.25	TAV	BR	TO INJECTOR W/H	SPLICE 1020
1020A	0.3	TAV	BR	SPLICE 1020	RELAY BOX
1020B	0.5	TAV	BR	SPLICE 1020	RELAY BOX
1020C	0.3	TAV	BR	SPLICE 1020	RELAY BOX
1022	1.25	TAV	W	TO MAIN W/H(3)	RELAY BOX
1026	0.5	TAV	O	TO MAIN W/H(3)	RELAY BOX
1028	2	TAV	Y	TO MAIN W/H(3)	RELAY BOX
1031	3	AVS	Y	RELAY BOX	SPLICE 1031
1031A	2	TAV	Y	SPLICE 1031	TO MAIN W/H(3)
1031B	1.25	TAV	Y	SPLICE 1031	RELAY BOX
1031C	2	TAV	Y	SPLICE 1031	RELAY BOX
1031D	0.3	TAV	Y	SPLICE 1031	RELAY BOX
1031E	2	TAV	Y	SPLICE 1031	TO MAIN W/H(3)
1040	4	AVS	R	TO MAIN W/H	RELAY BOX
1050	3	AVS	W	TO MAIN W/H	RELAY BOX

RELAY BOX

3 (10Way/2 Micro Relays Housing) : 6 Relay

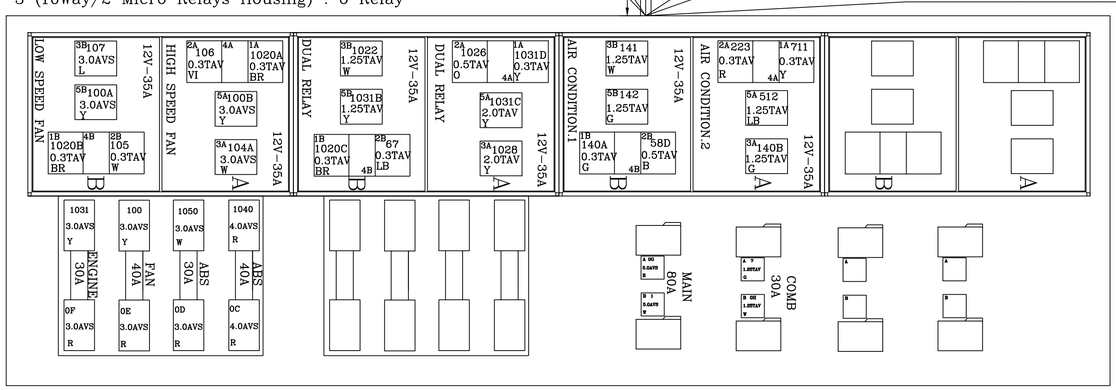

COLORS

	BR	BROWN
	Y	YELLOW
	L	BLUE
	GY	GREY
	R	RED
	W	WHITE
	B	BLACK
	VI	VIOLET
	G	GREEN
	OR	ORANGE
	PI	ROSE
	VJ	GREEN&YELLOW
	LB	LIGHET BROWN

OUTER DIMENSION(mm)	TOLERANCE (mm)
BELOW 200	+10 ~ -5
201 ~ 500	+20 ~ -10
500 ~ 100	+30 ~ -15
1001 ~ 3000	+40 ~ -20
3000 ~	+50 ~ -25

NOTE : THE WIRE NUMBER SHOULD BE PRINTED ON TWO ENDS OF A WIRE & THE WIRES SHOULB BE MONO-COLOR EXCEPT FOR COLORS B AND SOME SPECIAL WIRES (TBD)(STE 9250901499)

Model	X200							
Car Model	X210-X231							
Issue Date	1395/03/11	NO.	ECN NO.	Date	Changed	Signature	Checked	Signature
Material			DWG No.	TN039 24 070				01
mm	kg	FREE	Unit: mm	Name				Sheet: 1/1
Thickness	Weight	Scale	Tol. :	Ref. Part No.		Dept.	ELECTRICAL PARTS_E1	
Date								
Signature	1395/03/11	1395/03/11	1395/03/11					
Name	TABATABAEE	M.MANSOURI	PASTA	MAHIGIRAN				
	Designed	Drawn	DWG Checked	Confirmed	Approved			

SAZEH GOSTAR SAIPA

www.cargeek.ir

www.cargeek.ir

تهران - کیلومتر۱۷ جاده مخصوص کرج - نبش خیابان دارو پخش
www.saipayadak.org

www.cargeek.ir