

*Hand Book of  
Automobiles*



*National Automobile Chamber  
of Commerce Incorporated*

1919



[www.CarGeek.ir](http://www.CarGeek.ir)

SIXTEENTH ANNUAL  
**HAND BOOK OF**  
**AUTOMOBILES**

---

[www.cargeek.ir](http://www.cargeek.ir)

[www.cargeek.ir](http://www.cargeek.ir)

*Hand Book of  
Automobiles*

1919

*National Automobile Chamber  
of Commerce Incorporated*

*7 East 42d Street, New York, U.S.A.*

Copyright, 1919, by the  
NATIONAL AUTOMOBILE CHAMBER OF COMMERCE, Inc.  
New York City

Engraved and Printed by  
Redfield-Kendrick-Odell Co., Inc.  
New York

## SIXTEENTH ANNUAL ANNOUNCEMENT

**T**HE sixteenth ANNUAL HAND BOOK illustrates and gives uniform specifications of the principal models of motor cars and motor trucks produced by the leading manufacturers in the United States who are members of the NATIONAL AUTOMOBILE CHAMBER OF COMMERCE.

With a view to giving, if necessary, up to one hundred per cent. of their capacities to the making of material for the war, passenger car makers voluntarily curtailed their production during the last half of 1918 to about fifty per cent. of the same period of 1917, with the year's total production about sixty per cent. of 1917. Truck production substantially increased.

Prices, where given, are of January 1, but owing to the unusual conditions created by the war, all prices and specifications are necessarily subject to change without notice. Write the company in whose product you are interested for complete catalogue and the latest prices.

NATIONAL AUTOMOBILE  
CHAMBER OF COMMERCE, INC.

*January, 1919*

ORGANIZATION OF  
**NATIONAL AUTOMOBILE  
CHAMBER OF COMMERCE**  
(INCORPORATED)

7 East 42d Street

NEW YORK, U. S. A.

**OFFICERS**

CHARLES CLIFTON, <i>President</i> . . . . .	Pierce-Arrow Motor Car Company
HUGH CHALMERS, <i>Vice-President</i> . . . . .	Chalmers Motor Company
R. D. CHAPIN, <i>Second Vice-President</i> . . . . .	Hudson Motor Car Company Passenger Car Division
WINDSOR T. WHITE, <i>Second Vice-President</i> . . . . .	The White Motor Company Commercial Vehicle Division
C. C. HANCH, <i>Secretary</i> . . . . .	Studebaker Corporation
H. H. RICE, <i>Treasurer</i> . . . . .	Chevrolet Motor Company
ALFRED REEVES, <i>General Manager</i>	National Automobile Chamber of Commerce
S. A. MILES, <i>Show Manager</i>	National Automobile Chamber of Commerce

**BOARD OF DIRECTORS**

HUGH CHALMERS . . . . .	Chalmers Motor Company
R. D. CHAPIN . . . . .	Hudson Motor Car Company
C. W. CHURCHILL . . . . .	The Winton Company
CHARLES CLIFTON . . . . .	Pierce-Arrow Motor Car Company
R. H. COLLINS . . . . .	Cadillac Motor Car Company
JOHN F. DODGE . . . . .	Dodge Brothers
J. WALTER DRAKE . . . . .	Hupp Motor Car Corporation
C. C. HANCH . . . . .	Studebaker Corporation
ALVAN MACAULEY . . . . .	Packard Motor Car Company
W. E. METZGER . . . . .	Columbia Motors Company
R. E. OLDS . . . . .	Reo Motor Car Company
CARL H. PELTON . . . . .	Maxwell Motor Company
H. H. RICE . . . . .	Chevrolet Motor Company
WINDSOR T. WHITE . . . . .	The White Motor Company
JOHN N. WILLEYS . . . . .	Willys-Overland Company

**PATENTS COMMITTEE**

C. C. HANCH <i>Chairman</i> . . . . .	Studebaker Corporation
WINDSOR T. WHITE . . . . .	The White Motor Company
A. L. RIKER . . . . .	Locomobile Company of America
C. W. CHURCHILL . . . . .	The Winton Company
CARL H. PELTON . . . . .	Maxwell Motor Company
R. A. BRANNIGAN, <i>Manager</i> . . . . .	National Automobile Chamber of Commerce

**COMMERCIAL VEHICLE COMMITTEE**

WINDSOR T. WHITE, *Chairman* . . . . . The White Motor Company  
ALVAN MACAULEY . . . . . Packard Motor Car Company  
GEORGE M. GRAHAM . . . . . Pierce-Arrow Motor Car Company  
VICTOR L. BROWN . . . . . Sterling Motor Truck Company  
M. L. PULCHER . . . . . Federal Motor Truck Company  
H. W. PERRY, *Secretary* . . . . . National Automobile Chamber of Commerce

**RURAL MOTOR EXPRESS COMMITTEE**

S. A. MILES, *Chairman* . . . . . National Automobile Chamber of Commerce  
F. W. FENN, *Secretary* . . . . . National Automobile Chamber of Commerce

**LEGISLATIVE COMMITTEE**

H. H. RICE, *Chairman* . . . . . Chevrolet Motor Company  
J. WALTER DRAKE . . . . . Hupp Motor Car Corporation  
J. I. FARLEY . . . . . Auburn Automobile Company

**GOOD ROADS COMMITTEE**

R. D. CHAPIN, *Chairman* . . . . . Hudson Motor Car Company  
W. E. METZGER . . . . . Columbia Motors Company  
ROYAL R. SCOTT . . . . . Willys-Overland Company  
S. M. WILLIAMS . . . . . Garford Motor Truck Company  
PYKE JOHNSON, *Secretary* . . . . . National Automobile Chamber of Commerce

**TRAFFIC COMMITTEE**

W. E. METZGER, *Chairman* . . . . . Columbia Motors Company  
A. I. PHILP . . . . . Dodge Brothers  
F. C. CHANDLER . . . . . Chandler Motor Car Company  
J. S. MARVIN, *Manager* . . . . . National Automobile Chamber of Commerce

**ELECTRIC VEHICLE COMMITTEE**

W. C. ANDERSON, *Chairman* . . . . . Anderson Electric Car Company  
FRED R. WHITE . . . . . Baker R & L Company  
H. W. SUYDAM . . . . . Milburn Wagon Company

**HAND BOOK COMMITTEE**

CARL H. PELTON, *Chairman* . . . . . Maxwell Motor Company  
HARRY M. JEWETT . . . . . Paige-Detroit Motor Car Company  
DAVID S. LUDLUM . . . . . Autocar Company

**MEMBERSHIP COMMITTEE**

J. WALTER DRAKE, *Chairman* . . . . . Hupp Motor Car Corporation  
HUGH CHALMERS . . . . . Chalmers Motor Company  
C. W. CHURCHILL . . . . . The Winton Company

**EXPORT COMMITTEE**

J. WALTER DRAKE, *Chairman* . . . . . Hupp Motor Car Corporation  
PETER S. STEENSTRUP . . . . . General Motors Company  
H. M. ROBINS . . . . . Dodge Brothers  
JAY RATHBUN . . . . . The White Motor Company  
R. T. WILLIAMS . . . . . Willys-Overland Company  
J. P. ROBERTS . . . . . Studebaker Corporation

**WAR SERVICE COMMITTEE**

HUGH CHALMERS, *Chairman* . . . . . Chalmers Motor Company  
H. H. RICE . . . . . Chevrolet Motor Company  
GEORGE M. GRAHAM . . . . . Pierce-Arrow Motor Car Company  
JOHN N. WILLYS . . . . . Willys-Overland Company  
ALFRED REEVES . . . . . National Automobile Chamber of Commerce

**STANDARDIZATION AND CONSERVATION COMMITTEE**

C. W. CHURCHILL, *Chairman* . . . . . The Winton Company  
A. F. KEMP . . . . . H. H. Franklin Manufacturing Company  
CARL H. PELTON . . . . . Maxwell Motor Company



## ALPHABETICAL INDEX

### GASOLINE PASSENGER VEHICLES

	PAGES		PAGES
Allen Motor Company . . . . .	52	Liberty Motor Car Company . . .	51
Apperson Brothers Automobile Company . . . . .	70	Locomobile Company of America . . . . .	41
Auburn Automobile Com- pany . . . . .	108-109	Maxwell Motor Company . . .	19
Austin Automobile Company . .	91	McFarlan Motor Company . . .	56-57
Barley Motor Car Company . . .	82	Mercer Automobile Company . .	53-55
Bartholomew Company . . . . .	50	Mitchell Motors Company, Inc. . . . .	60-61
Brewster & Company . . . . .	63	Moon Motor Car Company . . .	71
Briscoe Motor Corporation . . .	22	Nash Motors Company . . . . .	76
Buick Motor Company . . . . .	24-29	National Motor Car and Vehicle Corporation . . . . .	74-75
Cadillac Motor Car Com- pany . . . . .	66-67	Nordyke & Marmon Company. .	40
J. I. Case T. M. Company . . . .	20-21	Oakland Motor Car Com- pany . . . . .	34-35
Chalmers Motor Company . . . .	15	Olds Motor Works . . . . .	58-59
Chandler Motor Car Com- pany . . . . .	38-39	Packard Motor Car Company . .	114
Chevrolet Motor Company . . . .	116-118	Paige-Detroit Motor Car Company . . . . .	32-33
Cole Motor Car Company . . . . .	100-101	W. A. Paterson Company . . . .	83
Columbia Motors Company . . . .	124-125	Peerless Motor Car Com- pany . . . . .	86-90
Crow-Elkhart Motor Company . .	90	Pierce-Arrow Motor Car Com- pany . . . . .	30-31
Jas. Cunningham Son & Com- pany . . . . .	23	Pilot Motor Car Company . . . .	68-69
Geo. W. Davis Motor Car Company . . . . .	94	Premier Motor Corporation . . .	92-93
Dodge Brothers . . . . .	122	Reo Motor Car Company . . . .	123
Dorris Motor Car Company . . . .	44	Root & Van Dervoort Engin- eering Company . . . . .	95
Dort Motor Car Company . . . . .	113	Saxon Motor Car Corporation . .	77
Elgin Motor Car Corporation . . .	64	Scripps-Booth Corporation . . .	81
Elkhart Carriage & Motor Car Company . . . . .	102-103	Simplex Automobile Company . .	98
F. I. A. T. . . . .	62	Standard Steel Car Company . .	80
H. H. Franklin Mfg. Company . . .	43	F. B. Stearns Company . . . . .	84-85
Grant Motor Car Corporation . . .	45	Moline Plow Company— Stephens Motor Branch . . . . .	65
Hackett Motor Car Company . . .	112	Studebaker Corporation of America . . . . .	16-18
Haynes Automobile Com- pany . . . . .	46-47	Stutz Motor Car Company of America . . . . .	120-121
Hudson Motor Car Company . . .	48	Velie Motors Corporation . . . .	96-97
Hupp Motor Car Corpora- tion . . . . .	104-107	Westcott Motor Car Company . .	42
Inter-State Motor Company . . . .	115	Willys-Overland, Inc. . . . .	36-37
Jordan Motor Car Company . . . .	110	The Winton Company . . . . .	78-79
King Motor Car Company . . . . .	119		
Kissel Motor Car Company . . . .	72-73		
Kline Car Corporation . . . . .	49		
Lexington Motor Company . . . . .	111		

ALPHABETICAL INDEX—Continued

ELECTRIC VEHICLES

	PAGES		PAGES
Anderson Electric Car Com- pany . . . . .	131	Milburn Wagon Company . . .	129
Baker R & L Company . . . . .	130	Ward Motor Vehicle Company	132

GASOLINE COMMERCIAL VEHICLES

	PAGES		PAGES
Acme Motor Truck Com- pany . . . . .	162-163	Kleiber & Company . . . . .	138
American-La France Fire Engine Company . . . . .	178-179	Locomobile Company of America . . . . .	148
Atterbury Motor Car Company . . . . .	144-147	Maccar Truck Company . . .	205
Autocar Company . . . . .	182	Mack Brothers Motor Car Company . . . . .	160
Bethlehem Motors Corporation . . . . .	202-204	Maxwell Motor Company . . .	177
Brockway Motor Truck Company . . . . .	149	Moreland Motor Truck Com- pany . . . . .	196
Chevrolet Motor Company . . .	183	Nash Motors Company . . . .	176
Clyde Cars Company . . . . .	185-187	Packard Motor Car Company	201
Commerce Motor Car Com- pany . . . . .	135	Peerless Motor Car Company .	159
Denby Motor Truck Company	136	Pierce-Arrow Motor Car Company . . . . .	142-143
Diamond T Motor Car Com- pany . . . . .	137	Reo Motor Car Company . . .	197
Dodge Brothers . . . . .	155	Republic Motor Truck Company . . . . .	194-195
Dorris Motor Car Company . . .	139	Saurer Motor Company . . . .	161
Duplex Truck Company . . . . .	180	G. A. Schacht Motor Truck Company . . . . .	170-171
Federal Motor Truck Company . . . . .	140-141	Selden Motor Vehicle Company . . . . .	188-189
Garford Motor Truck Company . . . . .	198-200	Service Motor Truck Com- pany . . . . .	164-165
General Motors Truck Com- pany . . . . .	169	Standard Motor Truck Company . . . . .	166
International Harvester Company . . . . .	172-175	Sterling Motor Truck Company	184
Kelly - Springfield Motor Truck Company . . . . .	150-153	Stewart Motor Corporation . .	181
Kissel Motor Car Com- pany . . . . .	156-158	Velie Motors Corporation . . .	154
		Vim Motor Truck Company . . .	168
		Walter Motor Truck Company	167
		The White Company . . . . .	190-193

## INDEX OF TRADE NAMES

### GASOLINE PASSENGER VEHICLES

	PAGES		PAGES
Allen . . . . .	52	Liberty . . . . .	51
Apperson . . . . .	70	Locomobile . . . . .	41
Auburn . . . . .	108-109	Marmon . . . . .	40
Austin . . . . .	91	Maxwell . . . . .	19
Brewster . . . . .	63	McFarlan . . . . .	56-57
Briscoe . . . . .	22	Mercer . . . . .	53-55
Buick . . . . .	24-29	Mitchell . . . . .	60-61
Cadillac . . . . .	66-67	Moline-Knight . . . . .	95
Case . . . . .	20-21	Moon . . . . .	71
Chalmers . . . . .	15	Nash . . . . .	76
Chandler . . . . .	38-39	National . . . . .	74-75
Chevrolet . . . . .	116-118	Oakland . . . . .	34-35
Cole . . . . .	100-101	Oldsmobile . . . . .	58-59
Columbia . . . . .	124-125	Overland . . . . .	36
Crow-Elkhart . . . . .	90	Packard . . . . .	114
Cunningham . . . . .	23	Paige . . . . .	32-33
Davis . . . . .	94	Paterson . . . . .	83
Dodge Brothers . . . . .	122	Peerless . . . . .	86-90
Dorris . . . . .	44	Pierce-Arrow . . . . .	30-31
Dort . . . . .	113	Pilot . . . . .	68-69
Elcar . . . . .	102-103	Premier . . . . .	92-93
Elgin . . . . .	64	Reo . . . . .	123
Fiat . . . . .	62	Roamer . . . . .	82
Franklin . . . . .	43	Saxon . . . . .	77
Glide . . . . .	50	Scripps-Booth . . . . .	81
Grant . . . . .	45	Simplex . . . . .	98
Hackett . . . . .	112	Standard . . . . .	80
Haynes . . . . .	46-47	Stearns-Knight . . . . .	84-85
Hudson . . . . .	48	Stephens Six . . . . .	65
Hupmobile . . . . .	104-107	Studebaker . . . . .	16-18
Inter-State . . . . .	115	Stutz . . . . .	120-121
Jordan . . . . .	110	Velie . . . . .	96-97
King . . . . .	119	Westcott . . . . .	42
Kissel . . . . .	72-73	Willys-Knight . . . . .	37
Kline Kar . . . . .	49	Winton . . . . .	78-79
Lexington . . . . .	111		

INDEX OF TRADE NAMES—Continued

ELECTRIC VEHICLES

PAGES		PAGES	
Detroit Electric . . . . .	131	Rauch & Lang . . . . .	130
Milburn Electric . . . . .	129	Ward . . . . .	132

GASOLINE COMMERCIAL VEHICLES

Acme . . . . .	162-163	Mack . . . . .	160
American-La France . . . . .	178-179	Maxwell . . . . .	177
Atterbury . . . . .	144-147	Moreland . . . . .	196
Autocar . . . . .	182	Nash . . . . .	176
Bethlehem . . . . .	202-204	Packard . . . . .	201
Brockway . . . . .	149	Peerless . . . . .	159
Chevrolet . . . . .	183	Pierce-Arrow . . . . .	142-143
Clydesdale . . . . .	185-187	Reo . . . . .	197
Commerce . . . . .	135	Republic . . . . .	194-195
Denby . . . . .	136	Riker . . . . .	148
Diamond T . . . . .	137	Saurer . . . . .	161
Dodge Brothers . . . . .	155	Schacht . . . . .	170-171
Dorris . . . . .	139	Selden . . . . .	188-189
Duplex . . . . .	180	Service . . . . .	164-165
Federal . . . . .	140-141	Standard . . . . .	166
Garford . . . . .	198-200	Sterling . . . . .	184
G. M. C. . . . .	169	Stewart . . . . .	181
International . . . . .	172-175	Velie . . . . .	154
Kelly-Springfield . . . . .	150-153	Vim . . . . .	168
Kissel . . . . .	156-158	Walter . . . . .	167
Kleiber . . . . .	138	White . . . . .	190-193
Maccar . . . . .	205		

## N. A. C. C. HORSE-POWER RATING

The standard horse-power rating, formerly known as the A. L. A. M. Rating, has been officially adopted by the National Automobile Chamber of Commerce, Inc.

The formula adopted is  $\frac{D^3 \cdot N}{2.5}$ . D is the cylinder bore in inches, N the number of cylinders, and 2.5 a constant, based on the average view of eminent engineers as to a fair, conservative rating for a four-cycle motor at one thousand feet per minute piston speed.

TABLE OF HORSE-POWER FOR USUAL SIZES OF MOTORS

INS.	2 CYLS.	4 CYLS.	6 CYLS.	8 CYLS.	12 CYLS.
2½	5.00	10.00	15.00	20.00	30.00
2⅝	5.50	11.03	16.54	22.05	33.08
2¾	6.00	12.10	18.15	24.20	36.30
2⅞	6.62	13.23	19.84	26.45	39.68
3	7.20	14.40	21.60	28.80	43.20
3¼	7.81	15.63	23.44	31.25	46.88
3½	8.50	16.90	25.35	33.80	50.70
3⅝	9.12	18.23	27.34	36.45	54.68
3½	9.80	19.60	29.40	39.20	58.80
3⅝	10.50	21.03	31.54	42.05	63.08
3¾	11.25	22.50	33.75	45.00	67.50
3⅞	12.00	24.03	36.04	48.05	72.08
4	12.80	25.60	38.40	51.20	76.80
4⅛	13.62	27.23	40.84	54.45	81.68
4¼	14.50	28.90	43.35	57.80	86.70
4⅝	15.31	30.63	45.94	61.25	91.88
4½	16.20	32.40	48.60	64.80	97.20
4⅝	17.12	34.23	51.34	68.45	102.68
4¾	18.00	36.10	54.15	72.20	108.30
4⅞	19.00	38.03	57.04	76.05	114.08
5	20.00	40.00	60.00	80.00	120.00
5⅛	21.00	42.03	63.04	84.05	126.08
5¼	22.00	44.10	66.15	88.20	132.30
5⅝	23.00	46.23	69.34	92.45	138.68
5½	24.20	48.40	72.60	96.80	145.20
5⅝	25.31	50.63	75.94	101.25	151.88
5¾	26.50	52.90	79.35	105.80	158.70
5⅞	27.62	55.23	82.84	110.45	165.68
6	28.80	57.60	86.40	115.20	172.80

[www.CarGeek.ir](http://www.CarGeek.ir)

ILLUSTRATIONS AND  
SPECIFICATIONS  
**GASOLINE  
PASSENGER  
VEHICLES**

---


[www.cargeek.ir](http://www.cargeek.ir)

[www.cargeek.ir](http://www.cargeek.ir)

[www.cargeek.ir](http://www.cargeek.ir)

CHALMERS  
MOTOR  
COMPANY  
DETROIT  
MICHIGAN

Price . . . . .	\$1565
Three-Passenger Coupe . . . . .	1985
Three-Passenger Roadster . . . . .	1565
Five-Passenger Sedan . . . . .	2250




---

CHALMERS TOURING—6-30-1919

---

COLOR . . . . .	Body, blue; running gear, black	LUBRICATION . . . . .	Force feed and splash
SEATING CAPACITY . . . . .	Five	RADIATOR . . . . .	Cellular
POSITION OF DRIVER . . . . .	Left side	COOLING . . . . .	Thermo-syphon
WHEELBASE . . . . .	117 inches	IGNITION . . . . .	Storage battery
GAUGE . . . . .	56 inches	STARTING SYSTEM . . . . .	Two unit
WHEELS . . . . .	Wood	STARTER OPERATED . . . . .	Gear to fly wheel
FRONT TIRES . . . . .	32 x 4 inches	LIGHTING SYSTEM . . . . .	Electric
REAR TIRES . . . . .	32 x 4 inches, anti-skid	VOLTAGES . . . . .	Six to eight
SERVICE BRAKE . . . . .	Contracting on rear wheels	WIRING SYSTEM . . . . .	Single
EMERGENCY BRAKE . . . . .	Expanding on rear wheels	GASOLINE SYSTEM . . . . .	Vacuum
CYLINDERS . . . . .	Six	CLUTCH . . . . .	Dry multiple disc
HOW ARRANGED . . . . .	Vertically	TRANSMISSION . . . . .	Selective sliding
CAST . . . . .	En bloc	GEAR CHANGES . . . . .	Three forward, one reverse
HORSEPOWER . . . . .	25.35 (N.A.C.C. Rating)	DRIVE . . . . .	Spiral bevel
BORE AND STROKE . . . . .	3¼ x 4½ inches	REAR AXLE . . . . .	Semi-floating
		STEERING GEAR . . . . .	Worm and gear


In addition to above specifications, price includes top, top hood, windshield, speedometer, ammeter, voltmeter, tire pump, electric horn and demountable rims.



STUDEBAKER  
CORPORATION  
OF AMERICA

SOUTH BEND  
INDIANA

Price . . . . \$1125  
Sedan . . . . 1685




---

STUDEBAKER LIGHT FOUR TOURING—SH

---

COLOR . . . . .	Dark blue	LUBRICATION . . . .	Splash with circulating pump
SEATING CAPACITY .	Five	RADIATOR . . . . .	Tubular
POSITION OF DRIVER	Left side	COOLING . . . . .	Water pump
WHEELBASE . . . . .	112 inches	IGNITION . . . . .	Storage battery
GAUGE . . . . .	56 inches	STARTING SYSTEM .	Two unit
WHEELS . . . . .	Wood	STARTER OPERATED .	Chain to crank shaft
FRONT TIRES . . . .	32 x 3½ inches	LIGHTING SYSTEM .	Electric
REAR TIRES . . . . .	32 x 3½ inches, anti-skid	VOLTAGES . . . . .	Six
SERVICE BRAKE . . .	Contracting on rear wheels	WIRING SYSTEM . . .	Single
EMERGENCY BRAKE .	Expanding on rear wheels	GASOLINE SYSTEM .	Vacuum
CYLINDERS . . . . .	Four	CLUTCH . . . . .	Cone
HOW ARRANGED . . .	Vertically	TRANSMISSION . . .	Selective sliding
CAST . . . . .	En bloc	GEAR CHANGES . .	Three forward, one reverse
HORSEPOWER . . . .	19.6 (N.A.C.C. Rating)	DRIVE . . . . .	Spiral bevel
BORE AND STROKE .	3½ x 5 inches	REAR AXLE . . . . .	Semi-floating
		STEERING GEAR . . .	Worm and sector


In addition to above specifications, price includes top, top hood, windshield, speedometer, battery indicator, electric horn and demountable rims.

---

STUDEBAKER  
CORPORATION  
OF AMERICA

SOUTH BEND  
INDIANA

Price . . . . . \$1585  
Sedan . . . . . 2185




---

STUDEBAKER LIGHT SIX TOURING—EH

---


COLOR . . . . .	Maroon	LUBRICATION . . . . .	Splash with circulating pump
SEATING CAPACITY . . . . .	Five	RADIATOR . . . . .	Tubular
POSITION OF DRIVER . . . . .	Left side	COOLING . . . . .	Water pump
WHEELBASE . . . . .	119 inches	IGNITION . . . . .	Storage battery
GAUGE . . . . .	56 inches	STARTING SYSTEM . . . . .	Two unit
WHEELS . . . . .	Wood	STARTER OPERATED . . . . .	Chain to crank shaft
FRONT TIRES . . . . .	32 x 4 inches	LIGHTING SYSTEM . . . . .	Electric
REAR TIRES . . . . .	32 x 4 inches, anti-skid	VOLTAGES . . . . .	Six
SERVICE BRAKE . . . . .	Contracting on rear wheels	WIRING SYSTEM . . . . .	Single
EMERGENCY BRAKE . . . . .	Expanding on rear wheels	GASOLINE SYSTEM . . . . .	Vacuum
CYLINDERS . . . . .	Six	CLUTCH . . . . .	Cone
HOW ARRANGED . . . . .	Vertically	TRANSMISSION . . . . .	Selective sliding
CAST . . . . .	En bloc	GEAR CHANGES . . . . .	Three forward, one reverse
HORSEPOWER . . . . .	29.4 (N.A.C.C. Rating)	DRIVE . . . . .	Spiral bevel
BORE AND STROKE . . . . .	3½ x 5 inches	REAR AXLE . . . . .	Semi-floating
		STEERING GEAR . . . . .	Worm and sector

In addition to above specifications, price includes top, top hood, windshield, speedometer, electric horn, battery indicator, switch lock, extra rim and tire carrier.

STUDEBAKER  
CORPORATION  
OF AMERICA

Price, \$1985

SOUTH BEND  
INDIANA




---

STUDEBAKER SEVEN-PASSENGER SIX TOURING—E-G

---

COLOR . . . . .	Dark green	BORE AND STROKE . . . . .	3 3/4 x 5 inches
SEATING CAPACITY . . . . .	Seven	LUBRICATION . . . . .	Splash with circulating pump
POSITION OF DRIVER . . . . .	Left side	RADIATOR . . . . .	Tubular
WHEELBASE . . . . .	126 inches	COOLING . . . . .	Water pump
GAUGE . . . . .	56 inches	IGNITION . . . . .	Storage battery
WHEELS . . . . .	Wood	STARTING SYSTEM . . . . .	Two unit
FRONT TIRES . . . . .	33 x 4 1/2 inches	STARTER OPERATED . . . . .	Chain to crank shaft
REAR TIRES . . . . .	33 x 4 1/2 inches, anti-skid	LIGHTING SYSTEM . . . . .	Electric
SERVICE BRAKE . . . . .	Contracting on rear wheels	VOLTAGES . . . . .	Six
EMERGENCY BRAKE . . . . .	Expanding on rear wheels	WIRING SYSTEM . . . . .	Single
CYLINDERS . . . . .	Six	GASOLINE SYSTEM . . . . .	Vacuum
HOW ARRANGED . . . . .	Vertically	CLUTCH . . . . .	Cone
CAST . . . . .	En bloc	TRANSMISSION . . . . .	Selective sliding
HORSEPOWER . . . . .	36.04 (N.A.C.C. Rating)	GEAR CHANGES . . . . .	Three forward, one reverse
		DRIVE . . . . .	Spiral bevel
		REAR AXLE . . . . .	Semi-floating
		STEERING GEAR . . . . .	Worm and sector

In addition to above specifications, price includes top, top hood, wing-shield, speedometer, ammeter, clock, electric horn, switch lock glove, box, light on rear seat with extension cord for emergencies, tire-carriers and extra rim.

MAXWELL  
MOTOR  
COMPANY  
DETROIT  
MICHIGAN


Price . . . . .	\$895
Roadster . . . . .	895
Sedan . . . . .	1565
Coupe . . . . .	1520
All-weather Touring . . . . .	1005
All-weather Roadster . . . . .	980
Commercial Delivery . . . . .	880
Chassis with Cowl . . . . .	805



MAXWELL TOURING—25

COLOR . . . . .	Body, blue-black; running gear, black	LUBRICATION . . . . .	Pump over and splash
SEATING CAPACITY . . . . .	Five	RADIATOR . . . . .	Tubular
POSITION OF DRIVER] . . . . .	Left side	COOLING . . . . .	Thermo-syphon
WHEELBASE . . . . .	108 inches	IGNITION . . . . .	Storage battery
GAUGE . . . . .	56 inches	STARTING SYSTEM . . . . .	Single unit
WHEELS . . . . .	Wood	STARTER OPERATED . . . . .	Gear to fly wheel
FRONT TIRES . . . . .	30 x 3½ inches	LIGHTING SYSTEM . . . . .	Electric
REAR TIRES . . . . .	30 x 3½ inches, anti-skid	VOLTAGES . . . . .	Twelve
SERVICE BRAKE . . . . .	Contracting on rear wheels	WIRING SYSTEM . . . . .	Single
EMERGENCY BRAKE . . . . .	Expanding on rear wheels	GASOLINE SYSTEM . . . . .	Vacuum
CYLINDERS . . . . .	Four	CLUTCH . . . . .	Cone
HOW ARRANGED . . . . .	Vertically	TRANSMISSION . . . . .	Selective sliding
CAST . . . . .	En bloc	GEAR CHANGES . . . . .	Three forward, one reverse
HORSEPOWER . . . . .	21.03 (N.A.C.C. Rating)	DRIVE . . . . .	Plain bevel
BORE AND STROKE . . . . .	3⅝ x 4½ inches	REAR AXLE . . . . .	Three-quarters floating
		STEERING GEAR . . . . .	Worm and gear

In addition to above specifications, price includes top, top hood, windshield, speedometer, ammeter, voltmeter, clock, tire pump, electric horn and demountable rims.



CASE TOURING FAMILY MODEL—U

COLOR . . . . .	Body, blue; wheels, ivory	LUBRICATION . . . . .	Force feed and splash
SEATING CAPACITY . . . . .	Seven	RADIATOR . . . . .	Tubular
POSITION OF DRIVER . . . . .	Left side	COOLING . . . . .	Water pump
WHEELBASE . . . . .	125 inches	IGNITION . . . . .	High tension distributor and storage battery
GAUGE . . . . .	56 inches	STARTING SYSTEM . . . . .	Single unit
WHEELS . . . . .	Wood	STARTER OPERATED . . . . .	Gear to fly wheel
FRONT TIRES . . . . .	35 x 4½ inches	LIGHTING SYSTEM . . . . .	Electric
REAR TIRES . . . . .	35 x 4½ inches, anti-skid	VOLTAGES . . . . .	Six
SERVICE BRAKE . . . . .	Contracting on rear wheels	WIRING SYSTEM . . . . .	Single
EMERGENCY BRAKE . . . . .	Expanding on rear wheels	GASOLINE SYSTEM . . . . .	Vacuum
CYLINDERS . . . . .	Six	CLUTCH . . . . .	Dry plate
HOW ARRANGED . . . . .	Vertically	TRANSMISSION . . . . .	Selective sliding
CAST . . . . .	En bloc	GEAR CHANGES . . . . .	Three forward, one reverse
HORSEPOWER . . . . .	29.4 (N.A.C.C. Rating)	DRIVE . . . . .	Spiral bevel
BORE AND STROKE . . . . .	3½ x 5¼ inches	REAR AXLE . . . . .	Three-quarters floating
		STEERING GEAR . . . . .	Screw and split nut

In addition to above specifications, price includes top, top hood, windshield, speedometer, ammeter, tire pump, electric horn and demountable rims.

J. I. CASE T. M.  
C O M P A N Y

R A C I N E  
W I S C O N S I N

Price . . . . . \$2100  
Seven-Passenger Touring . . . . . 2100



CASE SPORT—U


COLOR . . . . .	Periscope green	RADIATOR . . . . .	Tubular
SEATING CAPACITY . . . . .	Four	COOLING . . . . .	Water pump
POSITION OF DRIVER . . . . .	Left side	IGNITION . . . . .	High tension distributor and storage battery
WHEELBASE . . . . .	125 inches	STARTING SYSTEM . . . . .	Single unit
GAUGE . . . . .	56 inches	STARTER OPERATED . . . . .	Gear to fly wheel
WHEELS . . . . .	Wood	LIGHTING SYSTEM . . . . .	Electric
FRONT TIRES . . . . .	35 x 4½ inches	VOLTAGES . . . . .	Six
REAR TIRES . . . . .	35 x 4½ inches, anti-skid	WIRING SYSTEM . . . . .	Single
SERVICE BRAKE . . . . .	Contracting on rear wheels	GASOLINE SYSTEM . . . . .	Vacuum
EMERGENCY BRAKE . . . . .	Expanding on rear wheels	CLUTCH . . . . .	Dry plate
CYLINDERS . . . . .	Six	TRANSMISSION . . . . .	Selective sliding
HOW ARRANGED . . . . .	Vertically	GEAR CHANGES . . . . .	Three forward, one reverse
CAST . . . . .	En bloc	DRIVE . . . . .	Spiral bevel
HORSEPOWER . . . . .	29.4 (N.A.C.C. Rating)	REAR AXLE . . . . .	Three-quarters floating
BORE AND STROKE . . . . .	3½ x 5¼ inches	STEERING GEAR . . . . .	Screw and split nut
LUBRICATION . . . . .	Force feed and splash		

In addition to above specifications, price includes top, top hood, windshield, speedometer, ammeter, tire pump, electric horn and demountable rims.

**BRISCOE  
MOTOR  
CORPORATION**

**JACKSON  
MICHIGAN**

Price . . . . .	\$885
Two-Passenger Roadster . . . . .	885
Delivery Wagon . . . . .	885




**BRISCOE TOURING—B 4-24**

COLOR . . . . .	Body, green; wheels, cream; chassis and fenders, black	BORE AND STROKE . . . . .	3 $\frac{7}{8}$ x 5 $\frac{1}{8}$ inches
SEATING CAPACITY . . . . .	Five	LUBRICATION . . . . .	Pump over and splash
POSITION OF DRIVER . . . . .	Left side	RADIATOR . . . . .	Tubular
WHEELBASE . . . . .	104 inches	COOLING . . . . .	Thermo-syphon
GAUGE . . . . .	55 $\frac{1}{4}$ inches	IGNITION . . . . .	Storage battery
WHEELS . . . . .	Wood	STARTING SYSTEM . . . . .	Two unit
FRONT TIRES . . . . .	30 x 3 $\frac{1}{2}$ inches	STARTER OPERATED . . . . .	Gear to fly wheel
REAR TIRES . . . . .	30 x 3 $\frac{1}{2}$ inches, anti-skid	LIGHTING SYSTEM . . . . .	Electric
SERVICE BRAKE . . . . .	Contracting on rear wheels	VOLTAGES . . . . .	Six
EMERGENCY BRAKE . . . . .	Expanding on rear wheels	WIRING SYSTEM . . . . .	Single
CYLINDERS . . . . .	Four	GASOLINE SYSTEM . . . . .	Gravity
HOW ARRANGED . . . . .	Vertically	CLUTCH . . . . .	Cone
CAST . . . . .	En bloc	TRANSMISSION . . . . .	Selective sliding
HORSEPOWER . . . . .	16.3 (N.A.C.C. Rating)	GEAR CHANGES . . . . .	Three forward, one reverse
		DRIVE . . . . .	Plain bevel
		REAR AXLE . . . . .	Semi-floating
		STEERING GEAR . . . . .	Worm and gear

In addition to above specifications, price includes top, top hood, windshield, speedometer, ammeter, tire pump, electric horn and demountable rims.

**J A M E S  
CUNNINGHAM  
SON & COMPANY**  
ROCHESTER  
NEW YORK

Price . . . . .	\$4250
Seven-Passenger Touring . . . . .	4250
Four-Passenger Roadster . . . . .	4250
Limousine . . . . .	5500
Landaulet . . . . .	5750



**CUNNINGHAM TOURING—V**

COLOR . . . . .	Optional	LUBRICATION . . . . .	Full force feed
SEATING CAPACITY . . . . .	Four	RADIATOR . . . . .	Cellular
POSITION OF DRIVER . . . . .	Left side	COOLING . . . . .	Water pump
WHEELBASE . . . . .	132 inches	IGNITION . . . . .	Storage battery
GAUGE . . . . .	56 inches	STARTING SYSTEM . . . . .	Two unit
WHEELS . . . . .	Wire or wood	STARTER OPERATED . . . . .	Gear to transmission
FRONT TIRES . . . . .	35 x 5 inches	LIGHTING SYSTEM . . . . .	Electric
REAR TIRES . . . . .	35 x 5 inches, anti-skid	VOLTAGES . . . . .	Six
SERVICE BRAKE . . . . .	Contracting on rear wheels	WIRING SYSTEM . . . . .	Single
EMERGENCY BRAKE . . . . .	Expanding on rear wheels	GASOLINE SYSTEM . . . . .	Vacuum
CYLINDERS . . . . .	Eight	CLUTCH . . . . .	Dry multiple disc
HOW ARRANGED . . . . .	V type, 90 degrees	TRANSMISSION . . . . .	Selective sliding
CAST . . . . .	In fours	GEAR CHANGES . . . . .	Three forward, one reverse
HORSEPOWER . . . . .	45 (N.A.C.C. Rating)	DRIVE . . . . .	Spiral bevel
BORE AND STROKE . . . . .	3 3/4 x 5 inches	REAR AXLE . . . . .	Full floating
		STEERING GEAR . . . . .	Worm and gear


In addition to above specifications, price includes top, top hood, windshield, speedometer, ammeter, voltmeter, clock, tire pump, electric horn and demountable rims.



**BUICK MOTOR  
COMPANY**

**F L I N T  
M I C H I G A N**

Price, \$1495




---

**BUICK—H-6-44**

---

COLOR . . . . .	Body, Buick blue; wheels, straw color	LUBRICATION . . . . .	Splash with circulating pump
SEATING CAPACITY . . . . .	Three	RADIATOR . . . . .	Cellular
POSITION OF DRIVER . . . . .	Left side	COOLING . . . . .	Water pump
WHEELBASE . . . . .	118 inches	IGNITION . . . . .	High tension generator and storage battery
GAUGE . . . . .	56 inches	STARTING SYSTEM . . . . .	Single unit
WHEELS . . . . .	Wood	STARTER OPERATED . . . . .	Gear to fly wheel
FRONT TIRES . . . . .	33 x 4 inches	LIGHTING SYSTEM . . . . .	Electric
REAR TIRES . . . . .	33 x 4 inches, anti-skid	VOLTAGES . . . . .	Six to eight
SERVICE BRAKE . . . . .	Contracting on brake drum	WIRING SYSTEM . . . . .	Single
EMERGENCY BRAKE . . . . .	Expanding inside brake drum	GASOLINE SYSTEM . . . . .	Vacuum
CYLINDERS . . . . .	Six	CLUTCH . . . . .	Dry plate multiple disc
HOW ARRANGED . . . . .	Vertically	TRANSMISSION . . . . .	Selective sliding
CAST . . . . .	En bloc	REAR CHANGES . . . . .	Three forward, one reverse
HORSEPOWER . . . . .	27.34 (N.A.C.C. Rating)	DRIVE . . . . .	Spiral bevel
BORE AND STROKE . . . . .	3 3/8 x 4 1/2 inches	REAR AXLE . . . . .	Full floating
		STEERING GEAR . . . . .	Screw and nut


In addition to above specifications, price includes top, top hood, windshield, speedometer, ammeter, tire pump, electric horn and demountable rim.

---

**BUICK MOTOR  
COMPANY**

Price, \$1495

**F L I N T  
M I C H I G A N**




---

**BUICK TOURING—H-6-45**

---

COLOR . . . . .	Body and wheels, Buick deep green	BORE AND STROKE . . . . .	3 3/8 x 4 1/2 inches
SEATING CAPACITY . . . . .	Five	LUBRICATION . . . . .	Splash with circu- lating pump
POSITION OF DRIVER . . . . .	Left side	RADIATOR . . . . .	Cellular
WHEELBASE . . . . .	118 inches	COOLING . . . . .	Water pump
GAUGE . . . . .	56 inches	IGNITION . . . . .	High tension gener- ator and stor- age battery
WHEELS . . . . .	Wood	STARTING SYSTEM . . . . .	Single unit
FRONT TIRES . . . . .	33 x 4 inches	STARTER OPERATED . . . . .	Gear to fly wheel
REAR TIRES . . . . .	33 x 4 inches, anti-skid	LIGHTING SYSTEM . . . . .	Electric
SERVICE BRAKE . . . . .	Contracting on brake drum	VOLTAGES . . . . .	Six to eight
EMERGENCY BRAKE . . . . .	Expanding inside brake drum	WIRING SYSTEM . . . . .	Single
CYLINDERS . . . . .	Six	GASOLINE SYSTEM . . . . .	Vacuum
HOW ARRANGED . . . . .	Vertically	CLUTCH . . . . .	Dry plate multiple disc
CAST . . . . .	En bloc	TRANSMISSION . . . . .	Selective sliding
HORSEPOWER . . . . .	27.34 (N.A.C.C. Rating)	Gear CHANGES . . . . .	Three forward, one reverse
		DRIVE . . . . .	Spiral bevel
		REAR AXLE . . . . .	Full floating
		STEERING GEAR . . . . .	Screw and nut


In addition to above specifications, price includes top, top hood, windshield, speedometer, ammeter, tire pump, electric horn and demountable rim.

---

**BUICK MOTOR  
COMPANY**

**F L I N T  
M I C H I G A N**

Price, \$1985




---

**BUICK COUPE—H-6-46**

---


COLOR . . . . .	Body and wheels, Buick deep blue	LUBRICATION . . . . .	Splash with circu- lating pump
SEATING CAPACITY . .	Four	RADIATOR . . . . .	Cellular
POSITION OF DRIVER .	Left side	COOLING . . . . .	Water pump
WHEELBASE . . . . .	118 inches	IGNITION . . . . .	High tension gener- ator and stor- age battery
GAUGE . . . . .	56 inches	STARTING SYSTEM . . .	Single unit
WHEELS . . . . .	Wood	STARTER OPERATED . .	Gear to fly wheel
FRONT TIRES . . . . .	33 x 4 inches	LIGHTING SYSTEM . . .	Electric
REAR TIRES . . . . .	33 x 4 inches, anti-skid	VOLTAGES . . . . .	Six to eight
SERVICE BRAKE . . . .	Contracting on brake drum	WIRING SYSTEM . . . .	Single
EMERGENCY BRAKE . .	Expanding inside brake drum	GASOLINE SYSTEM . . .	Vacuum
CYLINDERS . . . . .	Six	CLUTCH . . . . .	Dry plate multiple disc
HOW ARRANGED . . . .	Vertically	TRANSMISSION . . . . .	Selective sliding
CAST . . . . .	En bloc	GEAR CHANGES . . . .	Three forward, one reverse
HORSEPOWER . . . . .	27.34 (N.A.C.C. Rating)	DRIVE . . . . .	Spiral bevel
BORE AND STROKE . . .	3 $\frac{3}{8}$ x 4 $\frac{1}{2}$ inches	REAR AXLE . . . . .	Full floating
		STEERING GEAR . . . . .	Screw and nut

In addition to above specifications, price includes windshield, speedometer, ammeter, tire pump, electric horn and demountable rim.

BUICK MOTOR  
COMPANY

F L I N T  
M I C H I G A N

Price, \$2195




---

BUICK SEDAN—H-6-47

---


COLOR . . . . .	Body and wheels, Buick deep blue	LUBRICATION . . . . .	Splash with circu- lating pump
SEATING CAPACITY . . . . .	Five	RADIATOR . . . . .	Cellular
POSITION OF DRIVER . . . . .	Left side	COOLING . . . . .	Water pump
WHEELBASE . . . . .	118 inches	IGNITION . . . . .	High tension gen- erator and stor- age battery
GAUGE . . . . .	56 inches	STARTING SYSTEM . . . . .	Single unit
WHEELS . . . . .	Wood	STARTER OPERATED . . . . .	Gear to fly wheel
FRONT TIRES . . . . .	33 x 4 inches	LIGHTING SYSTEM . . . . .	Electric
REAR TIRES . . . . .	33 x 4 inches, anti-skid	VOLTAGES . . . . .	Six to eight
SERVICE BRAKE . . . . .	Contracting on brake drum	WIRING SYSTEM . . . . .	Single
EMERGENCY BRAKE . . . . .	Expanding inside brake drum	GASOLINE SYSTEM . . . . .	Vacuum
CYLINDERS . . . . .	Six	CLUTCH . . . . .	Dry plate multi- ple disc
HOW ARRANGED . . . . .	Vertically	TRANSMISSION . . . . .	Selective sliding
CAST . . . . .	En bloc	GEAR CHANGES . . . . .	Three forward, one reverse
HORSEPOWER . . . . .	27.34 (N.A.C.C. Rating)	DRIVE . . . . .	Spiral bevel
BORE AND STROKE . . . . .	3 $\frac{3}{8}$ x 4 $\frac{1}{2}$ inches	REAR AXLE . . . . .	Full floating
		STEERING GEAR . . . . .	Screw and nut

In addition to above specifications, price includes windshield, speedometer, ammeter, tire pump, electric horn and demountable rim.

**BUICK MOTOR  
COMPANY**

**F L I N T  
M I C H I G A N**

Price, \$1785




---

**BUICK TOURING—H-6-49**

---

COLOR . . . . .	Body and wheels, Buick deep blue	BORE AND STROKE . . . . .	3 $\frac{3}{8}$ x 4 $\frac{1}{2}$ inches
SEATING CAPACITY . . . . .	Seven	LUBRICATION . . . . .	Splash with circulating pump
POSITION OF DRIVER . . . . .	Left side	RADIATOR . . . . .	Cellular
WHEELBASE . . . . .	124 inches	COOLING . . . . .	Water pump
GAUGE . . . . .	56 inches	IGNITION . . . . .	High tension generator and storage battery
WHEELS . . . . .	Wood	STARTING SYSTEM . . . . .	Single unit
FRONT TIRES . . . . .	34 x 4 $\frac{1}{2}$ inches	STARTER OPERATED . . . . .	Gear to fly wheel
REAR TIRES . . . . .	34 x 4 $\frac{1}{2}$ inches, anti-skid	LIGHTING SYSTEM . . . . .	Electric
SERVICE BRAKE . . . . .	Contracting on brake drum	VOLTAGES . . . . .	Six to eight
EMERGENCY BRAKE . . . . .	Expanding inside brake drum	WIRING SYSTEM . . . . .	Single
CYLINDERS . . . . .	Six	GASOLINE SYSTEM . . . . .	Vacuum
HOW ARRANGED . . . . .	Vertically	CLUTCH . . . . .	Dry plate multiple disc
CAST . . . . .	En bloc	TRANSMISSION . . . . .	Selective sliding
HORSEPOWER . . . . .	27.34 (N.A.C.C. Rating)	GEAR CHANGES . . . . .	Three forward, one reverse
		DRIVE . . . . .	Spiral bevel
		REAR AXLE . . . . .	Full floating
		STEERING GEAR . . . . .	Screw and nut


In addition to above specifications, price includes top, top hood, windshield, speedometer, ammeter, clock, tire pump, electric horn and demountable rim.

---

BUICK MOTOR  
COMPANY

Price, \$2585

F L I N T  
M I C H I G A N




---

BUICK SEDAN—H-6-50

---

COLOR . . . . .	Body and wheels, Buick deep blue	BORE AND STROKE . . . . .	3 3/8 x 4 1/2 inches
SEATING CAPACITY . . . . .	Seven	LUBRICATION . . . . .	Splash with circulating pump
POSITION OF DRIVER . . . . .	Left side	RADIATOR . . . . .	Cellular
WHEELBASE . . . . .	124 inches	COOLING . . . . .	Water pump
GAUGE . . . . .	56 inches	IGNITION . . . . .	High tension generator and storage battery
WHEELS . . . . .	Wood	STARTING SYSTEM . . . . .	Single unit
FRONT TIRES . . . . .	34 x 4 1/2 inches	STARTER OPERATED . . . . .	Gear to fly wheel
REAR TIRES . . . . .	34 x 4 1/2 inches, anti-skid	LIGHTING SYSTEM . . . . .	Electric
SERVICE BRAKE . . . . .	Contracting on brake drum	VOLTAGES . . . . .	Six to eight
EMERGENCY BRAKE . . . . .	Expanding inside brake drum	WIRING SYSTEM . . . . .	Single
CYLINDERS . . . . .	Six	GASOLINE SYSTEM . . . . .	Vacuum
HOW ARRANGED . . . . .	Vertically	CLUTCH . . . . .	Dry plate multiple disc
CAST . . . . .	En bloc	TRANSMISSION . . . . .	Selective sliding
HORSEPOWER . . . . .	27.34 (N.A.C.C. Rating)	GEAR CHANGES . . . . .	Three forward, one reverse
		DRIVE . . . . .	Spiral bevel
		REAR AXLE . . . . .	Full floating
		STEERING GEAR . . . . .	Screw and nut


In addition to above specifications, price includes windshield, speedometer, ammeter, clock, tire pump, electric horn and demountable rim.

---

**PIERCE-ARROW  
MOTOR CAR  
COMPANY**

**B U F F A L O  
N E W Y O R K**

Price . . . . .	\$6500
Two and Three-Passenger Run-abouts . . . . .	6400
Four-Passenger Touring . . . . .	6400
Four-Passenger Roadster . . . . .	6400
Five-Passenger Touring . . . . .	6400
Two and Three-Passenger Coupe . . . . .	7500
Two and Three-Passenger Convertible Roadster . . . . .	7500
Brougham, dome or flat . . . . .	7800
Brougham Landaulet . . . . .	7800
French Brougham . . . . .	7800
French Brougham Landaulet . . . . .	7800
Suburban, dome or flat . . . . .	8000
Landau, dome . . . . .	8000
Suburban Landau, flat . . . . .	8000
Vestibule Brougham, dome or flat . . . . .	8000
Vestibule Brougham Landau, flat . . . . .	8000
Vestibule Suburban, dome or flat . . . . .	8200
Vestibule Landau, dome roof . . . . .	8200
Vestibule Suburban Landau, flat . . . . .	8200




**PIERCE-ARROW TOURING—48-B-5**

COLOR . . . . .	Optional	LUBRICATION . . . . .	Force feed
SEATING CAPACITY . . . . .	Seven	RADIATOR . . . . .	Cellular
POSITION OF DRIVER . . . . .	Right side	COOLING . . . . .	Water pump
WHEELBASE . . . . .	142 inches	IGNITION . . . . .	High tension magneto and storage battery
GAUGE . . . . .	56 inches	STARTING SYSTEM . . . . .	Two unit
WHEELS . . . . .	Wood	STARTER OPERATED . . . . .	Gear to fly wheel
FRONT TIRES . . . . .	35 x 5 inches	LIGHTING SYSTEM . . . . .	Electric
REAR TIRES . . . . .	35 x 5 inches	VOLTAGES . . . . .	Six
SERVICE BRAKE . . . . .	Expanding on rear wheels	WIRING SYSTEM . . . . .	Single
EMERGENCY BRAKE . . . . .	Contracting on rear wheels	GASOLINE SYSTEM . . . . .	Pressure
CYLINDERS . . . . .	Six	CLUTCH . . . . .	Cone
HOW ARRANGED . . . . .	Vertically	TRANSMISSION . . . . .	Selective sliding
CAST . . . . .	In pairs	GEAR CHANGES . . . . .	Four forward, one reverse
HORSEPOWER . . . . .	48.6 (N.A.C.C. Rating)	DRIVE . . . . .	Spiral bevel
BORE AND STROKE . . . . .	4½ x 5½ inches	REAR AXLE . . . . .	Semi-floating
		STEERING GEAR . . . . .	Screw and nut

In addition to above specifications, price includes top, top hood, windshield, speedometer, autometer, and demountable rims.

PIERCE-ARROW  
MOTOR CAR  
COMPANY  
BUFFALO  
NEW YORK

Price . . . . .	\$8000
Two and Three-Passenger Runabouts . . . . .	6400
Four-Passenger Touring . . . . .	6400
Four-Passenger Roadster . . . . .	6400
Five-Passenger Touring . . . . .	6400
Seven-Passenger Touring . . . . .	6500
Two and Three-Passenger Coupe . . . . .	7500
Two and Three-Passenger Convertible Roadster . . . . .	7500
Brougham, dome or flat . . . . .	7800
Brougham Landaulet . . . . .	7800
French Brougham . . . . .	7800
French Brougham Landaulet . . . . .	7800
Suburban, dome or flat . . . . .	8000
Landau, dome . . . . .	8000
Vestibule Brougham, dome or flat . . . . .	8000
Vestibule Brougham Landau, flat . . . . .	8000
Vestibule Suburban, dome or flat . . . . .	8200
Vestibule Landau, dome roof . . . . .	8200



PIERCE-ARROW SUBURBAN LANDAU—48-B-5


COLOR . . . . .	Optional	LUBRICATION . . . . .	Force feed
CARRYING CAPACITY . . . . .	Seven	RADIATOR . . . . .	Cellular
POSITION OF DRIVER . . . . .	Right side	COOLING . . . . .	Water pump
WHEELBASE . . . . .	142 inches	IGNITION . . . . .	High tension magneto and storage battery
GAUGE . . . . .	56 inches	STARTING SYSTEM . . . . .	Two unit
WHEELS . . . . .	Wood	STARTER OPERATED . . . . .	Gear to fly wheel
FRONT TIRES . . . . .	35 x 5 inches	LIGHTING SYSTEM . . . . .	Electric
REAR TIRES . . . . .	35 x 5 inches	VOLTAGES . . . . .	Six
SERVICE BRAKE . . . . .	Expanding on rear wheels	WIRING SYSTEM . . . . .	Single
EMERGENCY BRAKE . . . . .	Contracting on rear wheels	GASOLINE SYSTEM . . . . .	Pressure
CYLINDERS . . . . .	Six	CLUTCH . . . . .	Cone
HOW ARRANGED . . . . .	Vertically	TRANSMISSION . . . . .	Selective sliding
CAST . . . . .	In pairs	GEAR CHANGES . . . . .	Four forward, one reverse
HORSEPOWER . . . . .	48.6 (N.A.C.C. Rating)	DRIVE . . . . .	Spiral bevel
BORE AND STROKE . . . . .	4½ x 5½ inches	REAR AXLE . . . . .	Semi-floating
		STEERING GEAR . . . . .	Screw and nut

In addition to above specifications, price includes windshield, speedometer, autometer, and demountable rims.



PAIGE-DETROIT  
MOTOR CAR  
COMPANY  
DETROIT  
MICHIGAN

Price . . . . .	\$2060
Four-Passenger Sport . . . . .	2165
Three or Four-Passenger Coupe . . . . .	2950
Seven-Passenger Sedan . . . . .	2950
Seven-Passenger Limousine . . . . .	3330
Seven-Passenger Town Car . . . . .	3330



PAIGE ESSEX TOURING—SIX-55


COLOR . . . . .	Paige royal blue	LUBRICATION . . . . .	Force feed and splash
SEATING CAPACITY . . . . .	Seven	RADIATOR . . . . .	Cellular
POSITION OF DRIVER . . . . .	Left side	COOLING . . . . .	Water pump
WHEELBASE . . . . .	127 inches	IGNITION . . . . .	Storage battery
GAUGE . . . . .	56 inches	STARTING SYSTEM . . . . .	Two unit
WHEELS . . . . .	Wood	STARTER OPERATED . . . . .	Gear to fly wheel
FRONT TIRES . . . . .	35 x 4½ inches	LIGHTING SYSTEM . . . . .	Electric
REAR TIRES . . . . .	35 x 4½ inches anti-skid	VOLTAGES . . . . .	Six to eight
SERVICE BRAKE . . . . .	Contracting on rear wheels	WIRING SYSTEM . . . . .	Single
EMERGENCY BRAKE . . . . .	Expanding on rear wheels	GASOLINE SYSTEM . . . . .	Vacuum
CYLINDERS . . . . .	Six	CLUTCH . . . . .	Dry multiple disc
HOW ARRANGED . . . . .	Vertically	TRANSMISSION . . . . .	Selective sliding
CAST . . . . .	En bloc	GEAR CHANGES . . . . .	Three forward, one reverse
HORSEPOWER . . . . .	29.4 (N.A.C.C. Rating)	DRIVE . . . . .	Spiral bevel
BORE AND STROKE . . . . .	3½ x 5¼ inches	REAR AXLE . . . . .	Three-quarters floating
		STEERING GEAR . . . . .	Screw and nut

In addition to above specifications, price includes top, top hood, windshield, speedometer, ammeter, tire pump, electric horn and demountable rims.

**PAIGE-DETROIT  
MOTOR CAR  
COMPANY**

**D E T R O I T  
M I C H I G A N**

Price . . . . .	\$1555
Three-Passenger Cabriolet . . . . .	1885
Two or Three-Passenger Roadster . . . . .	1555



**PAIGE LINWOOD TOURING—SIX-39**


COLOR . . . . .	Brewster green	LUBRICATION . . . . .	Force feed and splash
SEATING CAPACITY . . . . .	Five	RADIATOR . . . . .	Cellular
POSITION OF DRIVER . . . . .	Left side	COOLING . . . . .	Water pump
WHEELBASE . . . . .	117 inches	IGNITION . . . . .	Storage battery
GAUGE . . . . .	56 inches	STARTING SYSTEM . . . . .	Two unit
WHEELS . . . . .	Wood	STARTER OPERATED . . . . .	Gear to fly wheel
FRONT TIRES . . . . .	33 x 4 inches	LIGHTING SYSTEM . . . . .	Electric
REAR TIRES . . . . .	33 x 4 inches, anti-skid	VOLTAGES . . . . .	Six to eight
SERVICE BRAKE . . . . .	Contracting on rear wheels	WIRING SYSTEM . . . . .	Single
EMERGENCY BRAKE . . . . .	Expanding on rear wheels	GASOLINE SYSTEM . . . . .	Gravity
CYLINDERS . . . . .	Six	CLUTCH . . . . .	Dry multiple disc
HOW ARRANGED . . . . .	Vertically	TRANSMISSION . . . . .	Selective sliding
CAST . . . . .	En bloc	GEAR CHANGES . . . . .	Three forward, one reverse
HORSEPOWER . . . . .	23.44 (N.A.C.C. Rating)	DRIVE . . . . .	Spiral bevel
BORE AND STROKE . . . . .	3½ x 5 inches	REAR AXLE . . . . .	Three-quarters floating
		STEERING GEAR . . . . .	Screw and nut

In addition to above specifications, price includes top, top hood, wind-shield, speedometer, ammeter, electric horn and demountable rims.

OAKLAND  
MOTOR CAR  
COMPANY

PONTIAC  
MICHIGAN

Price . . . . \$1075  
Roadster . . . . 1075  
Sedan . . . . 1650  
Coupe . . . . 1650



OAKLAND SENSIBLE SIX TOURING—34-B


COLOR . . . . .	Body, coach green; running gear, black	LUBRICATION . . . .	Force feed and splash
SEATING CAPACITY .	Five	RADIATOR . . . . .	Cellular
POSITION OF DRIVER	Left side	COOLING . . . . .	Water pump
WHEELBASE . . . .	112 inches	IGNITION . . . . .	Storage battery
GAUGE . . . . .	56 inches	STARTING SYSTEM .	Two unit
WHEELS . . . . .	Wood	STARTER OPERATED .	Gear to fly wheel
FRONT TIRES . . . .	32 x 4 inches	LIGHTING SYSTEM .	Electric
REAR TIRES . . . .	32 x 4 inches, anti-skid	VOLTAGES . . . . .	Six
SERVICE BRAKE . .	Contracting on rear wheels	WIRING SYSTEM . .	Single
EMERGENCY BRAKE .	Expanding on rear wheels	GASOLINE SYSTEM .	Vacuum
CYLINDERS . . . . .	Six	CLUTCH . . . . .	Cone
HOW ARRANGED . .	Vertically	TRANSMISSION . . .	Selective sliding
CAST . . . . .	En bloc	GEAR CHANGES . .	Three forward, one reverse
HORSEPOWER . . . .	18.98 (N.A.C.C. Rating)	DRIVE . . . . .	Plain bevel
BORE AND STROKE .	2 $\frac{1}{8}$ x 4 $\frac{3}{4}$ inches	REAR AXLE . . . . .	Full floating
		STEERING GEAR . . .	Worm and nut

In addition to above specifications, price includes top, top hood, wind-  
shield, speedometer, ammeter, electric horn and demountable rims.

OAKLAND  
MOTOR CAR  
COMPANY

PONTIAC  
MICHIGAN


Price . . . . . \$1650  
Coupe . . . . . 1650  
Touring . . . . . 1075  
Roadster . . . . . 1075



OAKLAND SENSIBLE SIX SEDAN—34-B

COLOR . . . . .	Body, Oakland medium blue; running gear, black	BORE AND STROKE . . . . .	2 $\frac{1}{8}$ x 4 $\frac{3}{4}$ inches
SEATING CAPACITY . . . . .	Five	LUBRICATION . . . . .	Force feed and splash
POSITION OF DRIVER . . . . .	Left side	RADIATOR . . . . .	Cellular
WHEELBASE . . . . .	112 inches	COOLING . . . . .	Water pump
GAUGE . . . . .	56 inches	IGNITION . . . . .	Storage battery
WHEELS . . . . .	Wood	STARTING SYSTEM . . . . .	Two unit
FRONT TIRES . . . . .	32 x 4 inches	STARTER OPERATED . . . . .	Gear to fly wheel
REAR TIRES . . . . .	32 x 4 inches, anti-skid	LIGHTING SYSTEM . . . . .	Electric
SERVICE BRAKE . . . . .	Contracting on rear wheels	VOLTAGES . . . . .	Six
EMERGENCY BRAKE . . . . .	Expanding on rear wheels	WIRING SYSTEM . . . . .	Single
CYLINDERS . . . . .	Six	GASOLINE SYSTEM . . . . .	Vacuum
HOW ARRANGED . . . . .	Vertically	CLUTCH . . . . .	Cone
CAST . . . . .	En bloc	TRANSMISSION . . . . .	Selective sliding
HORSEPOWER . . . . .	18.98 (N.A.C.C. Rating)	GEAR CHANGES . . . . .	Three forward, one reverse
		DRIVE . . . . .	Plain bevel
		REAR AXLE . . . . .	Full floating
		STEERING GEAR . . . . .	Worm and nut

In addition to above specifications, price includes windshield, speedometer, ammeter, heater, electric horn and demountable rims.




---

OVERLAND TOURING—90

---


COLOR . . . . .	Body, Brewster green; wheels and fenders, black	BORE AND STROKE . . . . .	3½ x 5 inches
SEATING CAPACITY . . . . .	Five	LUBRICATION . . . . .	Splash with circulating pump
POSITION OF DRIVER . . . . .	Left side	RADIATOR . . . . .	Cellular
WHEELBASE . . . . .	106 inches	COOLING . . . . .	Thermo-syphon
GAUGE . . . . .	56 inches	IGNITION . . . . .	Storage battery
WHEELS . . . . .	Wood	STARTING SYSTEM . . . . .	Two unit
FRONT TIRES . . . . .	31 x 4 inches	STARTER OPERATED . . . . .	Gear to fly wheel
REAR TIRES . . . . .	31 x 4 inches, anti-skid	LIGHTING SYSTEM . . . . .	Electric
SERVICE BRAKE . . . . .	Contracting on rear wheels	VOLTAGES . . . . .	Six
EMERGENCY BRAKE . . . . .	Expanding on rear wheels	WIRING SYSTEM . . . . .	Single, lighting; double, starting
CYLINDERS . . . . .	Four	GASOLINE SYSTEM . . . . .	Vacuum
HOW ARRANGED . . . . .	Vertically	CLUTCH . . . . .	Cone
CAST . . . . .	En bloc	TRANSMISSION . . . . .	Selective sliding
HORSEPOWER . . . . .	18.23 (N.A.C.C. Rating)	GEAR CHANGES . . . . .	Three forward, one reverse
		DRIVE . . . . .	Spiral bevel
		REAR AXLE . . . . .	Three-quarters floating
		STEERING GEAR . . . . .	Worm and gear

In addition to above specifications, price includes top, top hood, windshield, speedometer, ammeter, tire pump, electric horn and demountable rims.

W I L L Y S -  
O V E R L A N D , I N C .

TOLEDO, OHIO

Price Upon Application




---

W I L L Y S - K N I G H T T O U R I N G — 8 8 - F O U R

---

COLOR . . . . .	Body, French blue; wheels, cream color; fenders, black	BORE AND STROKE . . . . .	4 3/8 x 4 1/2 inches
SEATING CAPACITY . . . . .	Seven	LUBRICATION . . . . .	Force feed and spray
POSITION OF DRIVER . . . . .	Left side	RADIATOR . . . . .	Cellular
WHEELBASE . . . . .	121 inches	COOLING . . . . .	Thermo-syphon
GAUGE . . . . .	56 inches	IGNITION . . . . .	Storage battery
WHEELS . . . . .	Wood	STARTING SYSTEM . . . . .	Two unit
FRONT TIRES . . . . .	34 x 4 1/2 inches	STARTER OPERATED . . . . .	Gear to fly wheel
REAR TIRES . . . . .	34 x 4 1/2 inches, anti-skid	LIGHTING SYSTEM . . . . .	Electric
SERVICE BRAKE . . . . .	Contracting on rear wheels	VOLTAGES . . . . .	Six
EMERGENCY BRAKE . . . . .	Expanding on rear wheels	WIRING SYSTEM . . . . .	Single, lighting; double, starting
CYLINDERS . . . . .	Four	GASOLINE SYSTEM . . . . .	Vacuum
HOW ARRANGED . . . . .	Vertically	CLUTCH . . . . .	Cone
CAST . . . . .	En bloc	TRANSMISSION . . . . .	Selective sliding
HORSEPOWER . . . . .	27.23 (N.A.C.C. Rating)	GEAR CHANGES . . . . .	Three forward, one reverse
		DRIVE . . . . .	Spiral bevel
		REAR AXLE . . . . .	Full floating
		STEERING GEAR . . . . .	Worm and gear


In addition to above specifications, price includes top, top hood, windshield, speedometer, ammeter, moto-meter, power tire pump, electric motor horn and demountable rims.

---

CHANDLER  
MOTOR CAR  
COMPANY

CLEVELAND, OHIO

Price . . . . . \$1795  
Dispatch Car . . . 1875  
Coupe . . . . . 2395  
Sedan . . . . . 2495  
Limousine . . . . 3095




---

CHANDLER ROADSTER

---

COLOR . . . . .	Chandler blue and black	LUBRICATION . . . . .	Pump over and splash
SEATING CAPACITY . . . . .	Four	RADIATOR . . . . .	Cellular
POSITION OF DRIVER . . . . .	Optional	COOLING . . . . .	Water pump
WHEELBASE . . . . .	123 inches	IGNITION . . . . .	High tension magneto
GAUGE . . . . .	56 inches	STARTING SYSTEM . . . . .	Two unit
WHEELS . . . . .	Wood	STARTER OPERATED . . . . .	Gear to fly wheel
FRONT TIRES . . . . .	34 x 4 inches	LIGHTING SYSTEM . . . . .	Electric
REAR TIRES . . . . .	34 x 4 inches, anti-skid	VOLTAGES . . . . .	Six to eight
SERVICE BRAKE . . . . .	Contracting on rear wheels	WIRING SYSTEM . . . . .	Single
EMERGENCY BRAKE . . . . .	Expanding on rear wheels	GASOLINE SYSTEM . . . . .	Vacuum
CYLINDERS . . . . .	Six	CLUTCH . . . . .	Dry plate
HOW ARRANGED . . . . .	Vertically	TRANSMISSION . . . . .	Selective sliding
CAST . . . . .	In three	GEAR CHANGES . . . . .	Three forward, one reverse
HORSEPOWER . . . . .	29.4 (N.A.C.C. Rating)	DRIVE . . . . .	Spiral bevel
BORE AND STROKE . . . . .	3½ x 5 inches	REAR AXLE . . . . .	Three-quarters floating
		STEERING GEAR . . . . .	Worm and gear

In addition to above specifications, price includes top, top hood, windshield, speedometer, electric horn and demountable rims.

**CHANDLER  
MOTOR CAR  
COMPANY**

CLEVELAND, OHIO

Price . . . . .	\$1795
Dispatch Car . . .	1875
Coupe . . . . .	2395
Sedan . . . . .	2495
Limousine . . . .	3095



**CHANDLER TOURING**

COLOR . . . . .	Chandler blue and black	LUBRICATION . . . .	Pump over and splash
SEATING CAPACITY .	Seven	RADIATOR . . . . .	Cellular
POSITION OF DRIVER	Optional	COOLING . . . . .	Water pump
WHEELBASE . . . . .	123 inches	IGNITION . . . . .	High tension magneto
GAUGE . . . . .	56 inches	STARTING SYSTEM .	Two unit
WHEELS . . . . .	Wood	STARTER OPERATED .	Gear to fly wheel
FRONT TIRES . . . .	34 x 4 inches	LIGHTING SYSTEM .	Electric
REAR TIRES . . . .	34 x 4 inches, anti-skid	VOLTAGES . . . . .	Six to eight
SERVICE BRAKE . . .	Contracting on rear wheels	WIRING SYSTEM . .	Single
EMERGENCY BRAKE .	Expanding on rear wheels	GASOLINE SYSTEM .	Vacuum
CYLINDERS . . . . .	Six	CLUTCH . . . . .	Dry plate
HOW ARRANGED . . .	Vertically	TRANSMISSION . . .	Selective sliding
CAST . . . . .	In threes	GEAR CHANGES . .	Three forward, one reverse
HORSEPOWER . . . .	29.4 (N.A.C.C. Rating)	DRIVE . . . . .	Spiral bevel
BORE AND STROKE .	3½ x 5 inches	REAR AXLE . . . . .	Three-quarters floating
		STEERING GEAR . . .	Worm and gear

In addition to above specifications, price includes top, top hood, windshield, speedometer, electric horn and demountable rims.



**NORDYKE &  
MARMON  
COMPANY**  

---

**INDIANAPOLIS  
I N D I A N A**

Seven-Passenger Touring Car . . .	\$3950
Five-Passenger Touring Car . . .	3900
Four-Passenger Roadster . . . . .	3950
Limousine . . . . .	5650
Landaulet . . . . .	5750
Town Car . . . . .	5650
Limousine with Rubay Body . . .	6150
Town Car with Rubay Body . . .	6100




---

**MARMON TOURING—34**

---


COLOR . . . . .	Blue	LUBRICATION . . . . .	Full force feed
SEATING CAPACITY . . . . .	Seven	RADIATOR . . . . .	Cellular
POSITION OF DRIVER . . . . .	Left side	COOLING . . . . .	Water pump
WHEELBASE . . . . .	136 inches	IGNITION . . . . .	High tension magneto
GAUGE . . . . .	56 inches	STARTING SYSTEM . . . . .	Two unit
WHEELS . . . . .	Wire	STARTER OPERATED . . . . .	Gear to fly wheel
FRONT TIRES . . . . .	32 x 4½ inches	LIGHTING SYSTEM . . . . .	Electric
REAR TIRES . . . . .	32 x 4½ inches, anti-skid	VOLTAGES . . . . .	Six
SERVICE BRAKE . . . . .	Contracting on rear wheels	WIRING SYSTEM . . . . .	Single
EMERGENCY BRAKE . . . . .	Expanding on rear wheels	GASOLINE SYSTEM . . . . .	Gravity
CYLINDERS . . . . .	Six	CLUTCH . . . . .	Cong
HOW ARRANGED . . . . .	Vertically	TRANSMISSION . . . . .	Selective sliding
CAST . . . . .	En bloc	GEAR CHANGES . . . . .	Three forward, one reverse
HORSEPOWER . . . . .	33.75 (N.A.C.C. Rating)	DRIVE . . . . .	Spiral bevel
BORE AND STROKE . . . . .	3¾ x 5½ inches	REAR AXLE . . . . .	Three-quarters floating
		STEERING GEAR . . . . .	Worm and worm wheel

In addition to above specifications, price includes top, top hood, windshield, speedometer, ammeter, clock, tire pump, electric horn and extra wire wheel.

**LOCOMOBILE  
COMPANY  
OF AMERICA**

**BRIDGEPORT  
CONNECTICUT**

Price . . . . .	\$6600
Torpedo . . . . .	6600
Sportif . . . . .	6700
Limousine . . . . .	7700
Landaulet . . . . .	7800
Berline . . . . .	7900



**LOCOMOBILE SEVEN-PASSENGER TOURING**


COLOR . . . . .	Optional	LUBRICATION . . . . .	Force feed and splash
SEATING CAPACITY . . . . .	Seven	RADIATOR . . . . .	Honeycomb
POSITION OF DRIVER . . . . .	Left side	COOLING . . . . .	Water pump
WHEELBASE . . . . .	142 inches	IGNITION . . . . .	High tension magneto and storage battery
GAUGE . . . . .	56 inches	STARTING SYSTEM . . . . .	Two unit
WHEELS . . . . .	Wood	STARTER OPERATED . . . . .	Gear to fly wheel
FRONT TIRES . . . . .	37 x 5 inches	LIGHTING SYSTEM . . . . .	Electric
REAR TIRES . . . . .	37 x 5 inches, anti-skid	VOLTAGES . . . . .	Six
SERVICE BRAKE . . . . .	Contracting on rear wheels	WIRING SYSTEM . . . . .	Single
EMERGENCY BRAKE . . . . .	Expanding on rear wheels	GASOLINE SYSTEM . . . . .	Pressure
CYLINDERS . . . . .	Six	CLUTCH . . . . .	Dry multiple disc
HOW ARRANGED . . . . .	Vertically	TRANSMISSION . . . . .	Selective sliding
CAST . . . . .	In pairs	GEAR CHANGES . . . . .	Four forward, one reverse
HORSEPOWER . . . . .	48.6 (N.A.C.C. Rating)	DRIVE . . . . .	Spiral bevel
BORE AND STROKE . . . . .	4½ x 5½ inches	REAR AXLE . . . . .	Full floating
		STEERING GEAR . . . . .	Worm and gear

In addition to above specifications, price includes top, top hood, windshield, speedometer, ammeter, voltmeter, clock, tire pump, electric horn and demountable rims.

WESTCOTT  
MOTOR CAR  
COMPANY

SPRINGFIELD  
O H I O

Price . . . . .	\$2590
Four-Passenger Roadster . . . . .	2190
Seven-Passenger Convertible Sedan . . . . .	3190
Five-Passenger Convertible Sedan	3190
Four-Passenger Convertible Coupe	3190



WESTCOTT TOURING—SERIES 19


COLOR . . . . .	Body and wheels, Liberty green; chassis, black	BORE AND STROKE . . . . .	3½ x 5¼ inches
SEATING CAPACITY . . . . .	Seven	LUBRICATION . . . . .	Force feed and splash
POSITION OF DRIVER . . . . .	Left side	RADIATOR . . . . .	Cellular
WHEELBASE . . . . .	125 inches	COOLING . . . . .	Water pump
GAUGE . . . . .	56 inches	IGNITION . . . . .	Storage battery
WHEELS . . . . .	Wood	STARTING SYSTEM . . . . .	Three unit
FRONT TIRES . . . . .	32 x 4¼ inches,	STARTER OPERATED . . . . .	Gear to fly wheel
REAR TIRES . . . . .	32 x 4¼ inches, anti-skid	LIGHTING SYSTEM . . . . .	Electric
SERVICE BRAKE . . . . .	Contracting on rear wheels	VOLTAGES . . . . .	Six
EMERGENCY BRAKE . . . . .	Expanding on rear wheels	WIRING SYSTEM . . . . .	Single
CYLINDERS . . . . .	Six	GASOLINE SYSTEM . . . . .	Vacuum
HOW ARRANGED . . . . .	Vertically	CLUTCH . . . . .	Dry multiple disc
CAST . . . . .	En bloc	TRANSMISSION . . . . .	Selective sliding
HORSEPOWER . . . . .	29.4 (N.A.C.C. Rating)	GEAR CHANGES . . . . .	Three forward, one reverse
		DRIVE . . . . .	Spiral bevel
		REAR AXLE . . . . .	Semi-floating
		STEERING GEAR . . . . .	Worm and wheel

In addition to above specifications, price includes top, top hood, windshield, speedometer, ammeter, moto-meter, front and rear bumper, voltmeter, clock, tire pump, electric horn and demountable rims.

**H. H. FRANKLIN  
MANUFACTURING  
COMPANY**

**SYRACUSE  
NEW YORK**

Price . . . . .	\$2450
Runabout . . . . .	2400
Four-Passenger Roadster . . . . .	2450
Brougham . . . . .	3300
Sedan . . . . .	3350
Limousine . . . . .	3400




**FRANKLIN TOURING—SERIES 9**

COLOR . . . . .	Body and wheels, Brewster green; axles and guards, black	HORSEPOWER . . . . .	25.35 (N.A.C.C. Rating)
SEATING CAPACITY . . . . .	Five	BORE AND STROKE . . . . .	3¼ x 4 inches
POSITION OF DRIVER . . . . .	Left side	LUBRICATION . . . . .	Force feed
WHEELBASE . . . . .	115 inches	COOLING . . . . .	Air
GAUGE . . . . .	56 inches	IGNITION . . . . .	Storage battery
WHEELS . . . . .	Wood	STARTING SYSTEM . . . . .	Single unit
FRONT TIRES . . . . .	33 x 4½ inches, anti-skid	STARTER OPERATED . . . . .	Chain to crank shaft
REAR TIRES . . . . .	33 x 4½ inches, anti-skid	LIGHTING SYSTEM . . . . .	Electric
SERVICE BRAKE . . . . .	Contracting on transmission	VOLTAGES . . . . .	Twelve
EMERGENCY BRAKE . . . . .	Contracting on rear wheels	WIRING SYSTEM . . . . .	Double
CYLINDERS . . . . .	Six	GASOLINE SYSTEM . . . . .	Vacuum
HOW ARRANGED . . . . .	Vertically	CLUTCH . . . . .	Single dry plate
CAST . . . . .	Single	TRANSMISSION . . . . .	Selective sliding
		GEAR CHANGES . . . . .	Three forward, one reverse
		DRIVE . . . . .	Spiral bevel
		REAR AXLE . . . . .	Semi-floating
		STEERING GEAR . . . . .	Worm and gear

In addition to above specifications, price includes top, top hood, windshield, speedometer, clock, tire pump and electric horn.

DORRIS  
MOTOR CAR  
COMPANY  
ST. LOUIS  
MISSOURI

Price . . . . . \$3500  
Four-Passenger Four-Door . . . . . 3500  
Limousine . . . . . 4850




---

DORRIS TOURING—6-80

---

COLOR . . . . .	Optional	LUBRICATION . . . . .	Full force feed
SEATING CAPACITY . . . . .	Seven	RADIATOR . . . . .	Tubular
POSITION OF DRIVER . . . . .	Left side	COOLING . . . . .	Water pump
WHEELBASE . . . . .	132 inches	IGNITION . . . . .	High tension magneto
GAUGE . . . . .	56 inches	STARTING SYSTEM . . . . .	Two unit
WHEELS . . . . .	Wood	STARTER OPERATED . . . . .	Gear to fly wheel
FRONT TIRES . . . . .	35 x 5 inches	LIGHTING SYSTEM . . . . .	Electric
REAR TIRES . . . . .	35 x 5 inches, anti-skid	VOLTAGES . . . . .	Six
SERVICE BRAKE . . . . .	Contracting on rear wheels	WIRING SYSTEM . . . . .	Single
EMERGENCY BRAKE . . . . .	Expanding on rear wheels	GASOLINE SYSTEM . . . . .	Vacuum
CYLINDERS . . . . .	Six	CLUTCH . . . . .	Dry multiple disc
HOW ARRANGED . . . . .	Vertically	TRANSMISSION . . . . .	Selective sliding
CAST . . . . .	In threes	GEAR CHANGES . . . . .	Three forward, one reverse
HORSEPOWER . . . . .	38.4 (N.A.C.C. Rating)	DRIVE . . . . .	Spiral bevel
BORE AND STROKE . . . . .	4 x 5 inches	REAR AXLE . . . . .	Three-quarters floating
		STEERING GEAR . . . . .	Worm and gear

In addition to above specifications, price includes top, top hood, windshield, speedometer, ammeter, voltmeter, clock, tire pump, electric horn and demountable rims.

**G R A N T  
M O T O R C A R  
C O R P O R A T I O N**

CLEVELAND, OHIO


Price . . . . .	\$1220
Roadster . . . . .	1220
Detachable Sedan . . . . .	1500
All-weather Sedan . . . . .	1745
All-weather Coupe . . . . .	1725



**GRANT SIX TOURING—G**

COLOR . . . . .	Body, olive green; running gear, black	BORE AND STROKE . . . . .	3 x 4 1/4 inches
SEATING CAPACITY . . . . .	Five	LUBRICATION . . . . .	Force feed and splash
POSITION OF DRIVER . . . . .	Left side	RADIATOR . . . . .	Tubular
WHEELBASE . . . . .	114 inches	COOLING . . . . .	Thermo-syphon
GAUGE . . . . .	56 inches	IGNITION . . . . .	Storage battery
WHEELS . . . . .	Wood	STARTING SYSTEM . . . . .	Two unit
FRONT TIRES . . . . .	32 x 3 1/2 inches	STARTER OPERATED . . . . .	Gear to fly wheel
REAR TIRES . . . . .	32 x 3 1/2 inches, anti-skid	LIGHTING SYSTEM . . . . .	Electric
SERVICE BRAKE . . . . .	Contracting on rear wheels	VOLTAGES . . . . .	Six
EMERGENCY BRAKE . . . . .	Expanding on rear wheels	WIRING SYSTEM . . . . .	Single
CYLINDERS . . . . .	Six	GASOLINE SYSTEM . . . . .	Vacuum
HOW ARRANGED . . . . .	Vertically	CLUTCH . . . . .	Cone
CAST . . . . .	En bloc	TRANSMISSION . . . . .	Selective sliding
HORSEPOWER . . . . .	21.6 (N.A.C.C. Rating)	GEAR CHANGES . . . . .	Three forward, one reverse
		DRIVE . . . . .	Plain bevel
		REAR AXLE . . . . .	Full floating
		STEERING GEAR . . . . .	Screw and nut

In addition to above specifications, price includes top, top hood, windshield, speedometer, ammeter, voltmeter, electric horn and demountable rims.



HAYNES "LIGHT SIX" COUPE—39


COLOR . . . . .	Haynes blue, beige brown, royal green and deep carmine	BORE AND STROKE . . . . .	3½ x 5 inches
SEATING CAPACITY . . . . .	Four	LUBRICATION . . . . .	Splash with circulating pump
POSITION OF DRIVER . . . . .	Left side	RADIATOR . . . . .	Cellular
WHEELBASE . . . . .	127 inches	COOLING . . . . .	Water pump
GAUGE . . . . .	56 inches	IGNITION . . . . .	Storage battery and distributor
WHEELS . . . . .	Wood	STARTING SYSTEM . . . . .	Two unit
FRONT TIRES . . . . .	35 x 4½ inches,	STARTER OPERATED . . . . .	Gear to fly wheel
REAR TIRES . . . . .	35 x 4½ inches, anti-skid	LIGHTING SYSTEM . . . . .	Electric
SERVICE BRAKE . . . . .	Expanding on rear wheels	VOLTAGES . . . . .	Six
EMERGENCY BRAKE . . . . .	Expanding on rear wheels	WIRING SYSTEM . . . . .	Double
CYLINDERS . . . . .	Six	GASOLINE SYSTEM . . . . .	Vacuum
HOW ARRANGED . . . . .	Vertically	CLUTCH . . . . .	Dry multiple disc
CAST . . . . .	En bloc	TRANSMISSION . . . . .	Selective sliding
HORSEPOWER . . . . .	29.4 (N.A.C.C. Rating)	GEAR CHANGES . . . . .	Three forward, one reverse
		DRIVE . . . . .	Spiral bevel
		REAR AXLE . . . . .	Three-quarters floating
		STEERING GEAR . . . . .	Screw and nut

In addition to above specifications, price includes windshield, speedometer, ammeter, voltmeter, clock, tire pump, electric horn and demountable rims.

HAYNES  
AUTOMOBILE  
COMPANY

KOKOMO  
INDIANA

Price Upon Application




---

HAYNES "LIGHT SIX" FOURDORE ROADSTER—39

---


COLOR . . . . .	Deep carmine, beige brown or royal green	LUBRICATION . . . . .	Splash with circu- lating pump
SEATING CAPACITY . .	Four	RADIATOR . . . . .	Cellular
POSITION OF DRIVER .	Left side	COOLING . . . . .	Water pump
WHEELBASE . . . . .	127 inches	IGNITION . . . . .	Storage battery and distributor
GAUGE . . . . .	56 inches	STARTING SYSTEM . . .	Two unit
WHEELS . . . . .	Wood	STARTER OPERATED . .	Gear to fly wheel
FRONT TIRES . . . . .	32 x 4½ inches	LIGHTING SYSTEM . . .	Electric
REAR TIRES . . . . .	32 x 4½ inches	VOLTAGES . . . . .	Six
SERVICE BRAKE . . . .	Expanding on rear wheels	WIRING SYSTEM . . . .	Double
EMERGENCY BRAKE . .	Expanding on rear wheels	GASOLINE SYSTEM . . .	Vacuum
CYLINDERS . . . . .	Six	CLUTCH . . . . .	Dry multiple disc
HOW ARRANGED . . . .	Vertically	TRANSMISSION . . . . .	Selective sliding
CAST . . . . .	En bloc	GEAR CHANGES . . . .	Three forward, one reverse
HORSEPOWER . . . . .	29.4 (N.A.C.C. Rating)	DRIVE . . . . .	Spiral bevel
BORE AND STROKE . . .	3½ x 5 inches	REAR AXLE . . . . .	Three-quarters floating
		STEERING GEAR . . . . .	Screw and nut

In addition to above specifications, price includes windshield, speedometer, ammeter, clock, tire pump, electric horn and demountable rims.



HUDSON  
MOTOR CAR  
COMPANY  
DETROIT  
MICHIGAN

Seven-Passenger Phaeton . . . . .	} Prices Upon Application
Four-Passenger Phaeton . . . . .	
Cabriolet . . . . .	
Four-Door Sedan . . . . .	
Touring Limousine . . . . .	
Limousine . . . . .	
Limousine-Landau . . . . .	
Town Car . . . . .	
Town Car-Landau . . . . .	
Coupe . . . . .	




---

HUDSON SUPER-SIX PHAETON

---


COLOR . . . . .	Coach-painter's blue; fenders and splash guards, black enamel	BORE AND STROKE . . . . .	3½ x 5 inches
SEATING CAPACITY . . . . .	Seven	LUBRICATION . . . . .	Splash with circulating pump
POSITION OF DRIVER . . . . .	Left side	RADIATOR . . . . .	Cellular
WHEELBASE . . . . .	125½ inches	COOLING . . . . .	Water pump
GAUGE . . . . .	56 inches	IGNITION . . . . .	Storage battery
WHEELS . . . . .	Wood	STARTING SYSTEM . . . . .	Single unit
FRONT TIRES . . . . .	34 x 4½ inches, anti-skid	STARTER OPERATED . . . . .	Gear to fly wheel
REAR TIRES . . . . .	34 x 4½ inches, anti-skid	LIGHTING SYSTEM . . . . .	Electric
SERVICE BRAKE . . . . .	Contracting on rear wheels	VOLTAGES . . . . .	Six
EMERGENCY BRAKE . . . . .	Expanding on rear wheels	WIRING SYSTEM . . . . .	Single
CYLINDERS . . . . .	Six	GASOLINE SYSTEM . . . . .	Vacuum
HOW ARRANGED . . . . .	Vertically	CLUTCH . . . . .	Multiple disc in oil
CAST . . . . .	En bloc	TRANSMISSION . . . . .	Selective sliding
HORSEPOWER . . . . .	29.4 (N.A.C.C. Rating)	GEAR CHANGES . . . . .	Three forward, one reverse
		DRIVE . . . . .	Spiral bevel
		REAR AXLE . . . . .	Three-quarters floating
		STEERING GEAR . . . . .	Worm and gear

In addition to above specifications, price includes top, top hood, windshield, speedometer, ammeter, tire pump, electric horn and demountable rims.

**KLINE CAR CORPORATION**

**RICHMOND VIRGINIA**

Price . . . . .	\$1865
Four-Passenger Sport-Tour . . . . .	1865
Four-Passenger Shamrock Roadster . . . . .	1865
Two- and Three-Passenger Runabout . . . . .	1865
Five-Passenger Sedan . . . . .	2590
(with auxiliary seats)	




**KLINE KAR TOURING—SERIES H 6-42**

COLOR . . . . .	Body, dark green; gear, black; wheels, straw color	BORE AND STROKE . . . . .	3¼ x 4½ inches
SEATING CAPACITY . . . . .	Five	LUBRICATION . . . . .	Force feed and splash
POSITION OF DRIVER . . . . .	Left side	RADIATOR . . . . .	Cellular
WHEELBASE . . . . .	121 inches	COOLING . . . . .	Water pump
GAUGE . . . . .	56 inches	IGNITION . . . . .	Storage battery
WHEELS . . . . .	Wood	STARTING SYSTEM . . . . .	Two unit
FRONT TIRES . . . . .	33 x 4 inches	STARTER OPERATED . . . . .	Gear to fly wheel
REAR TIRES . . . . .	33 x 4 inches, anti-skid	LIGHTING SYSTEM . . . . .	Electric
SERVICE BRAKE . . . . .	Contracting on rear wheels	VOLTAGES . . . . .	Six
EMERGENCY BRAKE . . . . .	Expanding on rear wheels	WIRING SYSTEM . . . . .	Single
CYLINDERS . . . . .	Six	GASOLINE SYSTEM . . . . .	Vacuum
HOW ARRANGED . . . . .	Vertically	CLUTCH . . . . .	Plate
CAST . . . . .	En bloc	TRANSMISSION . . . . .	Selective sliding
HORSEPOWER . . . . .	25.35 (N.A.C.C. Rating)	GEAR CHANGES . . . . .	Three forward, one reverse
		DRIVE . . . . .	Spiral bevel
		REAR AXLE . . . . .	Full floating
		STEERING GEAR . . . . .	Worm and nut

In addition to above specifications, price includes top, top hood, windshield, speedometer, ammeter, voltmeter, moto-meter, spotlight, electric horn and demountable rims.

THE  
BARTHOLOMEW  
C O M P A N Y  
PEORIA, ILLINOIS

Price . . . . . \$1655  
Four-Passenger Roadster . . . . . 1655




---

GLIDE LIGHT TOURING—SIX-40

---


COLOR . . . . .	Body, meteor blue or maroon; running gear, black with ivory wheels	BORE AND STROKE . . . . .	3 3/8 x 5 inches
SEATING CAPACITY . . . . .	Five	LUBRICATION . . . . .	Splash with circulating pump
POSITION OF DRIVER . . . . .	Left side	RADIATOR . . . . .	Tubular
WHEELBASE . . . . .	119 inches	COOLING . . . . .	Water pump
GAUGE . . . . .	56 inches	IGNITION . . . . .	Storage battery
WHEELS . . . . .	Wood	STARTING SYSTEM . . . . .	Two unit
FRONT TIRES . . . . .	34 x 4 inches	STARTER OPERATED . . . . .	Gear to fly wheel
REAR TIRES . . . . .	34 x 4 inches, anti-skid	LIGHTING SYSTEM . . . . .	Electric
SERVICE BRAKE . . . . .	Contracting on rear wheels	VOLTAGES . . . . .	Six
EMERGENCY BRAKE . . . . .	Expanding on rear wheels	WIRING SYSTEM . . . . .	Single
CYLINDERS . . . . .	Six	GASOLINE SYSTEM . . . . .	Vacuum
HOW ARRANGED . . . . .	Vertically	CLUTCH . . . . .	Dry multiple disc
CAST . . . . .	En bloc	TRANSMISSION . . . . .	Selective sliding
HORSEPOWER . . . . .	23.44 (N.A.C.C. Rating)	GEAR CHANGES . . . . .	Three forward, one reverse
		DRIVE . . . . .	Spiral bevel
		REAR AXLE . . . . .	Three-quarters floating
		STEERING GEAR . . . . .	Worm and gear

In addition to above specifications, price includes top, top hood, windshield, speedometer, ammeter, voltmeter, clock, tire pump, electric horn and demountable rims.

LIBERTY  
MOTOR CAR  
COMPANY

DETROIT  
MICHIGAN

Price . . . . .	\$1570
Two-Passenger Roadster . . . . .	1570
Four-Passenger Sport Touring . . . . .	1720
Touring Limousine . . . . .	2640
Brougham . . . . .	3000
Coupe . . . . .	2640



LIBERTY SIX TOURING—10-B

COLOR . . . . .	Body, Liberty blue; wheels, straw	LUBRICATION . . . . .	Force feed and splash
SEATING CAPACITY . . . . .	Five	RADIATOR . . . . .	Cellular
POSITION OF DRIVER . . . . .	Left side	COOLING . . . . .	Thermo-syphon
WHEELBASE . . . . .	115 inches	IGNITION . . . . .	Storage battery
GAUGE . . . . .	56 inches	STARTING SYSTEM . . . . .	Two unit
WHEELS . . . . .	Wood	STARTER OPERATED . . . . .	Gear to fly wheel
FRONT TIRES . . . . .	32 x 4 inches	LIGHTING SYSTEM . . . . .	Electric
REAR TIRES . . . . .	32 x 4 inches, anti-skid	VOLTAGES . . . . .	Six to eight
SERVICE BRAKE . . . . .	Contracting on rear wheels	WIRING SYSTEM . . . . .	Single
EMERGENCY BRAKE . . . . .	Contracting on rear transmission	GASOLINE SYSTEM . . . . .	Vacuum
CYLINDERS . . . . .	Six	CLUTCH . . . . .	Dry plate
HOW ARRANGED . . . . .	Vertically	TRANSMISSION . . . . .	Selective sliding
CAST . . . . .	En bloc	GEAR CHANGES . . . . .	Three forward, one reverse
HORSEPOWER . . . . .	25.35 (N.A.C.C. Rating)	DRIVE . . . . .	Spiral bevel
BORE AND STROKE . . . . .	3 1/4 x 4 1/2 inches	REAR AXLE . . . . .	Semi-floating
		STEERING GEAR . . . . .	Screw and nut


In addition to above specifications, price includes top, top hood, windshield, speedometer, ammeter, tire pump, electric horn and demountable rims.

ALLEN MOTOR  
C O M P A N Y

FOSTORIA, OHIO

Price . . . . . \$1195

Sedan . . . . . 1695




---

ALLEN TOURING—41

---


COLOR . . . . .	Body, brown or green; running gear, black	BORE AND STROKE . . . . .	3 3/4 x 5 inches
SEATING CAPACITY . . . . .	Five	LUBRICATION . . . . .	Splash with circulating pump
POSITION OF DRIVER . . . . .	Left side	RADIATOR . . . . .	Cellular
WHEELBASE . . . . .	112 inches	COOLING . . . . .	Thermo-syphon
GAUGE . . . . .	56 inches	IGNITION . . . . .	Storage battery
WHEELS . . . . .	Wood	STARTING SYSTEM . . . . .	Two unit
FRONT TIRES . . . . .	32 x 3 1/2 inches, plain	STARTER OPERATED . . . . .	Gear to fly wheel
REAR TIRES . . . . .	32 x 3 1/2 inches, anti-skid	LIGHTING SYSTEM . . . . .	Electric
SERVICE BRAKE . . . . .	Contracting on rear wheels	VOLTAGES . . . . .	Six
EMERGENCY BRAKE . . . . .	Expanding on rear wheels	WIRING SYSTEM . . . . .	Single
CYLINDERS . . . . .	Four	GASOLINE SYSTEM . . . . .	Vacuum
HOW ARRANGED . . . . .	Vertically	CLUTCH . . . . .	Plate
CAST . . . . .	En bloc	TRANSMISSION . . . . .	Selective sliding
HORSEPOWER . . . . .	22.5 (N.A.C.C. Rating)	GEAR CHANGES . . . . .	Three forward, one reverse
		DRIVE . . . . .	Spiral bevel
		REAR AXLE . . . . .	Full floating
		STEERING GEAR . . . . .	Worm and gear

In addition to above specifications, price includes top, top hood, windshield, speedometer, ammeter, voltmeter, clock, tire pump, electric horn and demountable rims.

M E R C E R  
A U T O M O B I L E  
C O M P A N Y

Price Upon Application

T R E N T O N  
N E W J E R S E Y



MERCER SPORTING


COLOR . . . . .	Blue, green, maroon, brown or gray	BORE AND STROKE . . . . .	3 3/4 x 6 3/4 inches
SEATING CAPACITY . . . . .	Four	LUBRICATION . . . . .	Full force feed
POSITION OF DRIVER . . . . .	Left side	RADIATOR . . . . .	Cellular
WHEELBASE . . . . .	132 inches	COOLING . . . . .	Water pump
GAUGE . . . . .	56 inches	IGNITION . . . . .	High tension magneto
WHEELS . . . . .	Wire	STARTING SYSTEM . . . . .	Two unit
FRONT TIRES . . . . .	32 x 4 1/2 inches	STARTER OPERATED . . . . .	Gear to fly wheel
REAR TIRES . . . . .	32 x 4 1/2 inches	LIGHTING SYSTEM . . . . .	Electric
SERVICE BRAKE . . . . .	Expanding on transmission	VOLTAGES . . . . .	Six
EMERGENCY BRAKE . . . . .	Expanding on rear wheels	WIRING SYSTEM . . . . .	Single
CYLINDERS . . . . .	Four	GASOLINE SYSTEM . . . . .	Vacuum
HOW ARRANGED . . . . .	Vertically	CLUTCH . . . . .	Dry multiple disc
CAST . . . . .	En bloc	TRANSMISSION . . . . .	Selective sliding
HORSEPOWER . . . . .	22.5 (N.A.C.C. Rating)	GEAR CHANGES . . . . .	Four forward, one reverse
		DRIVE . . . . .	Spiral bevel
		REAR AXLE . . . . .	Full floating
		STEERING GEAR . . . . .	Worm and gear

In addition to above specifications, price includes top, top hood, windshield, speedometer, ammeter, voltmeter, clock, electric horn and extra wire wheel.

M E R C E R  
A U T O M O B I L E  
C O M P A N Y

T R E N T O N  
N E W J E R S E Y

Price Upon Application





---

MERCER RUNABOUT

---

COLOR . . . . .	Blue, green, maroon, brown or gray	BORE AND STROKE . . . . .	3¼ x 6¼ inches
SEATING CAPACITY . . . . .	Two	LUBRICATION . . . . .	Full force feed
POSITION OF DRIVER . . . . .	Left side	RADIATOR . . . . .	Cellular
WHEELBASE . . . . .	115 inches	COOLING . . . . .	Water pump
GAUGE . . . . .	56 inches	IGNITION . . . . .	High tension magneto
WHEELS . . . . .	Wood	STARTING SYSTEM . . . . .	Two unit
FRONT TIRES . . . . .	32 x 4 inches	STARTER OPERATED . . . . .	Gear to fly wheel
REAR TIRES . . . . .	32 x 4 inches	LIGHTING SYSTEM . . . . .	Electric
SERVICE BRAKE . . . . .	Expanding on transmission	VOLTAGES . . . . .	Six
EMERGENCY BRAKE . . . . .	Expanding on rear wheels	WIRING SYSTEM . . . . .	Single
CYLINDERS . . . . .	Four	GASOLINE SYSTEM . . . . .	Vacuum
HOW ARRANGED . . . . .	Vertically	CLUTCH . . . . .	Dry multiple disc
CAST . . . . .	En bloc	TRANSMISSION . . . . .	Selective sliding
HORSEPOWER . . . . .	22.5 (N.A.C.C. Rating)	GEAR CHANGES . . . . .	Four forward, one reverse
		DRIVE . . . . .	Spiral bevel
		REAR AXLE . . . . .	Full floating
		STEERING GEAR . . . . .	Worm and gear

In addition to above specifications, price includes top, top hood, windshield, speedometer, ammeter, voltmeter, clock, electric horn and demountable rims.




---

MERCER RACEABOUT

---

COLOR . . . . .	Yellow, gray or gunmetal	LUBRICATION . . . . .	Full force feed
SEATING CAPACITY . . . . .	Two	RADIATOR . . . . .	Cellular
POSITION OF DRIVER . . . . .	Left side	COOLING . . . . .	Water pump
WHEELBASE . . . . .	115 inches	IGNITION . . . . .	High tension magneto
GAUGE . . . . .	56 inches	STARTING SYSTEM . . . . .	Two unit
WHEELS . . . . .	Wire	STARTER OPERATED . . . . .	Gear to fly wheel
FRONT TIRES . . . . .	32 x 4 inches	LIGHTING SYSTEM . . . . .	Electric
REAR TIRES . . . . .	32 x 4 inches	VOLTAGES . . . . .	Six
SERVICE BRAKE . . . . .	Expanding on transmission	WIRING SYSTEM . . . . .	Single
EMERGENCY BRAKE . . . . .	Expanding on rear wheels	GASOLINE SYSTEM . . . . .	Vacuum
CYLINDERS . . . . .	Four	CLUTCH . . . . .	Dry multiple disc
HOW ARRANGED . . . . .	Vertically	TRANSMISSION . . . . .	Selective sliding
CAST . . . . .	En bloc	GEAR CHANGES . . . . .	Four forward, one reverse
HORSEPOWER . . . . .	22.5 (N.A.C.C. Rating)	DRIVE . . . . .	Spiral bevel
BORE AND STROKE . . . . .	3¼ x 6¾ inches	REAR AXLE . . . . .	Full floating
		STEERING GEAR . . . . .	Worm and gear

In addition to above specifications, price includes windshield, speedometer, ammeter, voltmeter, clock, electric horn and wire wheels.


---



**M c F A R L A N  
M O T O R  
C O M P A N Y**

**C O N N E R S V I L L E  
I N D I A N A**

Price . . . . .	\$4300
Two-Passenger Roadster . . . . .	4300
Four-Passenger Roadster . . . . .	4300
Four-Passenger Destroyer . . . . .	4500
Five-Passenger Sport . . . . .	4500
Six-Passenger Touring . . . . .	4300




**M c F A R L A N S I X T O U R I N G — T Y P E 1 2 7**

COLOR . . . . .	Optional	LUBRICATION . . . . .	Force feed and splash
SEATING CAPACITY . . . . .	Seven	RADIATOR . . . . .	Cellular
POSITION OF DRIVER . . . . .	Left side	COOLING . . . . .	Water pump
WHEELBASE . . . . .	136 inches	IGNITION . . . . .	High tension magneto and storage battery
GAUGE . . . . .	56 inches	STARTING SYSTEM . . . . .	Two unit
WHEELS . . . . .	Wood	STARTER OPERATED . . . . .	Gear to fly wheel
FRONT TIRES . . . . .	35 x 5 inches	LIGHTING SYSTEM . . . . .	Electric
REAR TIRES . . . . .	35 x 5 inches, anti-skid	VOLTAGES . . . . .	Six
SERVICE BRAKE . . . . .	Contracting on rear wheels	WIRING SYSTEM . . . . .	Single
EMERGENCY BRAKE . . . . .	Expanding on rear wheels	GASOLINE SYSTEM . . . . .	Vacuum
CYLINDERS . . . . .	Six	CLUTCH . . . . .	Dry multiple disc
HOW ARRANGED . . . . .	Vertically	TRANSMISSION . . . . .	Selective sliding
CAST . . . . .	En bloc	GEAR CHANGES . . . . .	Three forward, one reverse
HORSEPOWER . . . . .	48.6 (N.A.C.C. Rating)	DRIVE . . . . .	Spiral bevel
BORE AND STROKE . . . . .	4½ x 6 inches	REAR AXLE . . . . .	Full floating
		STEERING GEAR . . . . .	Worm and sector

In addition to above specifications, price includes top, top hood, windshield, speedometer, ammeter, clock, tire pump, electric horn and demountable rims.

**McFARLAN  
MOTOR  
COMPANY**  
CONNERSVILLE  
INDIANA

Price . . . . .	\$5450
Town Car . . . . .	5400
Knickerbocker Cabriolet . . . . .	6000
Philadelphia Berline . . . . .	5700
V-Front Sedan . . . . .	5400
Continental Landaulet . . . . .	5700
Sport Sedan . . . . .	5600



**McFARLAN SIX LIMOUSINE—TYPE 138**


COLOR . . . . .	Optional	LUBRICATION . . . . .	Force feed and splash
SEATING CAPACITY . . . . .	Seven	RADIATOR . . . . .	Cellular
POSITION OF DRIVER . . . . .	Left side	COOLING . . . . .	Water pump
WHEELBASE . . . . .	136 inches	IGNITION . . . . .	High tension magneto and storage battery
GAUGE . . . . .	56 inches	STARTING SYSTEM . . . . .	Two unit
WHEELS . . . . .	Wood	STARTER OPERATED . . . . .	Gear to fly wheel
FRONT TIRES . . . . .	35 x 5 inches	LIGHTING SYSTEM . . . . .	Electric
REAR TIRES . . . . .	35 x 5 inches, anti-skid	VOLTAGES . . . . .	Six
SERVICE BRAKE . . . . .	Contracting on rear wheels	WIRING SYSTEM . . . . .	Single
EMERGENCY BRAKE . . . . .	Expanding on rear wheels	GASOLINE SYSTEM . . . . .	Vacuum
CYLINDERS . . . . .	Six	CLUTCH . . . . .	Dry multiple disc
HOW ARRANGED . . . . .	Vertically	TRANSMISSION . . . . .	Selective sliding
CAST . . . . .	En bloc	GEAR CHANGES . . . . .	Three forward, one reverse
HORSEPOWER . . . . .	48.6 (N.A.C.C. Rating)	DRIVE . . . . .	Spiral bevel
BORE AND STROKE . . . . .	4½ x 6 inches	REAR AXLE . . . . .	Full floating
		STEERING GEAR . . . . .	Worm and sector

In addition to above specifications, price includes speedometer, ammeter, clock, tire pump, electric horn and demountable rims.

OLDS MOTOR  
WORKS

LANSING  
MICHIGAN

Touring . . . . \$1700  
Pacemaker . . . . 1700




OLDSMOBILE TOURING—45-A

COLOR . . . . .	Body, royal green; running gear, black; wheels, natural wood	BORE AND STROKE . . . . .	2 3/4 x 4 3/4 inches
SEATING CAPACITY . . . . .	Seven	LUBRICATION . . . . .	Full force feed
POSITION OF DRIVER . . . . .	Left side	RADIATOR . . . . .	Cellular
WHEELBASE . . . . .	120 inches	COOLING . . . . .	Water pump
GAUGE . . . . .	56 inches	IGNITION . . . . .	Storage battery
WHEELS . . . . .	Wood	STARTING SYSTEM . . . . .	Two unit
FRONT TIRES . . . . .	34 x 4 inches	STARTER OPERATED . . . . .	Gear to fly wheel
REAR TIRES . . . . .	34 x 4 inches, anti-skid	LIGHTING SYSTEM . . . . .	Electric
SERVICE BRAKE . . . . .	Contracting on rear wheels	VOLTAGES . . . . .	Six
EMERGENCY BRAKE . . . . .	Expanding on rear wheels	WIRING SYSTEM . . . . .	Single
CYLINDERS . . . . .	Eight	GASOLINE SYSTEM . . . . .	Vacuum
HOW ARRANGED . . . . .	V type, 90 degrees	CLUTCH . . . . .	Cone
CAST . . . . .	In fours	TRANSMISSION . . . . .	Selective sliding
HORSEPOWER . . . . .	26.45 (N.A.C.C. Rating)	GEAR CHANGES . . . . .	Three forward, one reverse
		DRIVE . . . . .	Spiral bevel
		REAR AXLE . . . . .	Full floating
		STEERING GEAR . . . . .	Screw and half nut

In addition to above specifications, price includes top, top hood, wind-shield, clock, speedometer, ammeter, electric horn and demountable rims.

OLDS MOTOR  
WORKS  
LANSING  
MICHIGAN

Touring . . . \$1295  
Roadster . . . 1295  
Sedan . . . 1895  
Coupe . . . 1895



OLDSMOBILE TOURING—37


COLOR . . . . .	Body, blue; running gear, black; wheels, natural wood	BORE AND STROKE . . .	2 1/8 x 4 3/4 inches
SEATING CAPACITY .	Five	LUBRICATION . . . . .	Full force feed
POSITION OF DRIVER	Left side	RADIATOR . . . . .	Cellular
WHEELBASE . . . . .	112 inches	COOLING . . . . .	Water pump
GAUGE . . . . .	56 inches	IGNITION . . . . .	Storage battery
WHEELS . . . . .	Wood	STARTING SYSTEM . . .	Two unit
FRONT TIRES . . . . .	32 x 4 inches	STARTER OPERATED . .	Gear to fly wheel
REAR TIRES . . . . .	32 x 4 inches, anti-skid	LIGHTING SYSTEM . . .	Electric
SERVICE BRAKE . . .	Contracting on rear wheels	VOLTAGES . . . . .	Six
EMERGENCY BRAKE .	Expanding on rear wheels	WIRING SYSTEM . . . .	Single
CYLINDERS . . . . .	Six	GASOLINE SYSTEM . . .	Vacuum
HOW ARRANGED . . .	Vertically	CLUTCH . . . . .	Cone
CAST . . . . .	En bloc	TRANSMISSION . . . . .	Selective sliding
HORSEPOWER . . . .	19 (N.A.C.C. Rating)	GEAR CHANGES . . . .	Three forward, one reverse
		DRIVE . . . . .	Spiral bevel
		REAR AXLE . . . . .	Full floating
		STEERING GEAR . . . . .	Screw and half nut

In addition to above specifications, price includes top, top hood, windshield, speedometer, ammeter, clock, electric horn and demountable rims.

MITCHELL  
MOTORS  
COMPANY  
INCORPORATED

RACINE  
WISCONSIN

Price . . . . . \$1275  
Three-Passenger Roadster . . . . . 1275  
Three-Passenger Coupe . . . . . 1950



MITCHELL TOURING—D-5-40

COLOR . . . . .	Body, Mitchell blue; wheels, light straw color; running gear, black	BORE AND STROKE . . . . .	3 3/4 x 5 inches
SEATING CAPACITY . . . . .	Five	LUBRICATION . . . . .	Force feed and splash
POSITION OF DRIVER . . . . .	Left side	RADIATOR . . . . .	Cellular
WHEELBASE . . . . .	120 inches	COOLING . . . . .	Water pump
GAUGE . . . . .	56 inches	IGNITION . . . . .	Storage battery
WHEELS . . . . .	Wood	STARTING SYSTEM . . . . .	Two unit
FRONT TIRES . . . . .	32 x 4 inches	STARTER OPERATED . . . . .	Gear to fly wheel
REAR TIRES . . . . .	32 x 4 inches, anti-skid	LIGHTING SYSTEM . . . . .	Electric
SERVICE BRAKE . . . . .	Contracting on rear wheels	VOLTAGES . . . . .	Six
EMERGENCY BRAKE . . . . .	Expanding on rear wheels	WIRING SYSTEM . . . . .	Single with double contact bulbs
CYLINDERS . . . . .	Six	GASOLINE SYSTEM . . . . .	Vacuum
HOW ARRANGED . . . . .	Vertically	CLUTCH . . . . .	Cone
CAST . . . . .	En bloc	TRANSMISSION . . . . .	Selective sliding
HORSEPOWER . . . . .	25.35 (N.A.C.C. Rating)	GEAR CHANGES . . . . .	Three forward, one reverse
		DRIVE . . . . .	Spiral bevel
		REAR AXLE . . . . .	Three-quarters floating
		STEERING GEAR . . . . .	Worm and gear


In addition to above specifications, price includes top, top hood, windshield, speedometer, ammeter, tire pump, dash primer, electric horn and demountable rim.

MITCHELL  
MOTORS  
COMPANY  
INCORPORATED

---

RACINE  
WISCONSIN

Price . . . . .	\$1525
Five-Passenger Club Roadster . . . . .	1525
Five-Passenger Touring with Demountable Top . . . . .	1675
Four-Passenger Surrey . . . . .	1550
Four-Passenger Cabriolet . . . . .	1960
Four-Passenger Coupe . . . . .	2135
Seven-Passenger Sedan de Luxe . . . . .	2425
Seven-Passenger Touring Sedan . . . . .	2275
Seven-Passenger Limousine . . . . .	2850
Seven-Passenger Town Car . . . . .	2850




---

MITCHELL TOURING—C-7-42

---

COLOR . . . . .	Body, Mitchell blue; wheels, light straw color; running gear, black	BORE AND STROKE . . . . .	3½ x 5 inches
SEATING CAPACITY . . . . .	Seven	LUBRICATION . . . . .	Force feed and splash
POSITION OF DRIVER . . . . .	Left side	RADIATOR . . . . .	Cellular
WHEELBASE . . . . .	127 inches	COOLING . . . . .	Water pump
GAUGE . . . . .	56 inches	IGNITION . . . . .	Storage battery
WHEELS . . . . .	Wood	STARTING SYSTEM . . . . .	Two unit
FRONT TIRES . . . . .	34 x 4 inches	STARTER OPERATED . . . . .	Gear to fly wheel
REAR TIRES . . . . .	34 x 4 inches, anti-skid	LIGHTING SYSTEM . . . . .	Electric
SERVICE BRAKE . . . . .	Contracting on rear wheels	VOLTAGES . . . . .	Six
EMERGENCY BRAKE . . . . .	Expanding on rear wheels	WIRING SYSTEM . . . . .	Single with double contact bulbs
CYLINDERS . . . . .	Six	GASOLINE SYSTEM . . . . .	Vacuum
HOW ARRANGED . . . . .	Vertically	CLUTCH . . . . .	Cone
CAST . . . . .	En bloc	TRANSMISSION . . . . .	Selective sliding
HORSEPOWER . . . . .	29.41 (N.A.C.C. Rating)	GEAR CHANGES . . . . .	Three forward, one reverse
		DRIVE . . . . .	Spiral bevel
		REAR AXLE . . . . .	Full floating
		STEERING GEAR . . . . .	Worm and gear


In addition to above specifications, price includes top, top hood, windshield, speedometer, ammeter, tire pump, dash primer, electric horn and demountable rim.

---

F I A T

501 FIFTH AVENUE  
NEW YORK CITY

Price . . . . . \$7000  
Seven-Passenger Touring Car . . . 6000  
Seven-Passenger Limousine . . . 7000



FIAT BROUGHAM—E-17


COLOR . . . . .	Optional	RADIATOR . . . . .	Cellular
SEATING CAPACITY . . . . .	Seven	COOLING . . . . .	Water pump
POSITION OF DRIVER . . . . .	Right side	IGNITION . . . . .	High tension mag- neto and storage battery
WHEELBASE . . . . .	140 inches	STARTING SYSTEM . . . . .	Two unit
GAUGE . . . . .	56 inches	STARTER OPERATED . . . . .	Gear to fly wheel
WHEELS . . . . .	Wood	LIGHTING SYSTEM . . . . .	Electric
FRONT TIRES . . . . .	35 x 5 inches	VOLTAGES . . . . .	Twelve
REAR TIRES . . . . .	35 x 5 inches	WIRING SYSTEM . . . . .	Double
SERVICE BRAKE . . . . .	Expanding on rear wheels	GASOLINE SYSTEM . . . . .	Pressure
EMERGENCY BRAKE . . . . .	Expanding on rear wheels	CLUTCH . . . . .	Multiple disc in oil
CYLINDERS . . . . .	Four	TRANSMISSION . . . . .	Selective sliding
HOW ARRANGED . . . . .	Vertically	GEAR CHANGES . . . . .	Four forward, one reverse
CAST . . . . .	En bloc	DRIVE . . . . .	Spiral bevel
HORSEPOWER . . . . .	42.03 (N.A.C.C. Rating)	REAR AXLE . . . . .	Semi-floating
BORE AND STROKE . . . . .	5¼ x 6¾ inches	STEERING GEAR . . . . .	Worm and gear
LUBRICATION . . . . .	Splash with cir- culating pump		

In addition to above specifications, price includes speedometer, ammeter, voltmeter, clock, tire pump, electric horn and demountable rims.

**BREWSTER &  
COMPANY**

LONG ISLAND CITY  
NEW YORK

Price . . . . .	\$8300
Open Phaeton . . . . .	7700
Town Brougham . . . . .	8300
Town Landaulet . . . . .	8450
Touring Landaulet . . . . .	8800
Enclosed Drive . . . . .	8400
Limousine . . . . .	8500
Runabout . . . . .	7200



**BREWSTER COUNTRY BROUGHAM**

COLOR . . . . .	Optional	LUBRICATION . . . . .	Force feed
SEATING CAPACITY . . . . .	Four	RADIATOR . . . . .	Cellular
POSITION OF DRIVER . . . . .	Right or left side	COOLING . . . . .	Water pump
WHEELBASE . . . . .	125 inches	IGNITION . . . . .	High tension magneto
GAUGE . . . . .	56 inches	STARTING SYSTEM . . . . .	Single unit
WHEELS . . . . .	Wood	STARTER OPERATED . . . . .	Fly wheel generator
FRONT TIRES . . . . .	34 x 4 1/2 inches	LIGHTING SYSTEM . . . . .	Electric
REAR TIRES . . . . .	34 x 4 1/2 inches, anti-skid	VOLTAGES . . . . .	Twelve
SERVICE BRAKE . . . . .	Expanding on rear wheels	WIRING SYSTEM . . . . .	Single
EMERGENCY BRAKE . . . . .	Expanding on rear wheels	GASOLINE SYSTEM . . . . .	Vacuum
CYLINDERS . . . . .	Four	CLUTCH . . . . .	Cone
HOW ARRANGED . . . . .	Vertically	TRANSMISSION . . . . .	Selective sliding
CAST . . . . .	En bloc	GEAR CHANGES . . . . .	Three forward, one reverse
HORSEPOWER . . . . .	25.6 (N.A.C.C. Rating)	DRIVE . . . . .	Spiral bevel
BORE AND STROKE . . . . .	4 x 5 1/2 inches	REAR AXLE . . . . .	Full floating
		STEERING GEAR . . . . .	Worm and nut


In addition to above specifications, price includes windshield, speedometer, ammeter, voltmeter, clock, tire pump, electric horn, and demountable rims.



ELGIN  
MOTOR CAR  
CORPORATION

ARGO, ILLINOIS

Price . . . . . \$1395  
Four-Passenger Military Scout . . . 1495  
Convertible Sedan . . . . . 1950



ELGIN SIX TOURING—SERIES H

COLOR . . . . .	Body and hood, Victory blue; wheels, Elgin cream; fenders and radiator, black	BORE AND STROKE . . . . .	3 3/8 x 4 1/4 inches
SEATING CAPACITY . . . . .	Five	LUBRICATION . . . . .	Force feed and splash
POSITION OF DRIVER . . . . .	Left side	RADIATOR . . . . .	Cellular
WHEELBASE . . . . .	118 inches	COOLING . . . . .	Thermo-syphon
GAUGE . . . . .	56 inches	IGNITION . . . . .	Storage battery
WHEELS . . . . .	Wood	STARTING SYSTEM . . . . .	Two unit
FRONT TIRES . . . . .	33 x 4 inches	STARTER OPERATED . . . . .	Gear to fly wheel
REAR TIRES . . . . .	33 x 4 inches anti-skid	LIGHTING SYSTEM . . . . .	Electric
SERVICE BRAKE . . . . .	Contracting on rear wheels	VOLTAGES . . . . .	Six
EMERGENCY BRAKE . . . . .	Expanding on rear wheels	WIRING SYSTEM . . . . .	Single
CYLINDERS . . . . .	Six	GASOLINE SYSTEM . . . . .	Vacuum
HOW ARRANGED . . . . .	Vertically	CLUTCH . . . . .	Plate
CAST . . . . .	En bloc	TRANSMISSION . . . . .	Selective sliding
HORSEPOWER . . . . .	23.44 (N.A.C.C. Rating)	GEAR CHANGES . . . . .	Three forward, one reverse
		DRIVE . . . . .	Spiral bevel
		REAR AXLE . . . . .	Three-quarters floating
		STEERING GEAR . . . . .	Worm and gear

In addition to above specifications, price includes top, top hood, windshield, speedometer, ammeter, tire pump, electric horn and demountable rims.

MOLINE PLOW  
COMPANY

STEPHENS  
MOTOR  
BRANCH

MOLINE  
ILLINOIS

Price . . . . . \$1850  
Four-Passenger Touring—74 . . 1775  
Five-Passenger Touring—75 . . 1675




STEPHENS SALIENT SIX TOURING—76

COLOR . . . . .	Mist-O-Marne, Saginaw red; running gear, black	BORE AND STROKE . . . . .	3 1/4 x 4 1/2 inches
SEATING CAPACITY . . . . .	Six	LUBRICATION . . . . .	Full force feed
POSITION OF DRIVER . . . . .	Left side	RADIATOR . . . . .	Cellular
WHEELBASE . . . . .	118 inches	COOLING . . . . .	Thermo-syphon
GAUGE . . . . .	56 inches	IGNITION . . . . .	Storage battery
WHEELS . . . . .	Wood	STARTING SYSTEM . . . . .	Single unit
FRONT TIRES . . . . .	33 x 4 1/2 inches,	STARTER OPERATED . . . . .	Gear to fly wheel
REAR TIRES . . . . .	33 x 4 1/2 inches, anti-skid	LIGHTING SYSTEM . . . . .	Electric
SERVICE BRAKE . . . . .	Contracting on rear wheels	VOLTAGES . . . . .	Six to eight
EMERGENCY BRAKE . . . . .	Expanding on rear wheels	WIRING SYSTEM . . . . .	Single
CYLINDERS . . . . .	Six	GASOLINE SYSTEM . . . . .	Vacuum
HOW ARRANGED . . . . .	Vertically	CLUTCH . . . . .	Dry multiple disc
CAST . . . . .	En bloc	TRANSMISSION . . . . .	Selective sliding
HORSEPOWER . . . . .	25.35 (N.A.C.C. Rating)	GEAR CHANGES . . . . .	Three forward, one reverse
		DRIVE . . . . .	Spiral bevel
		REAR AXLE . . . . .	Full floating
		STEERING GEAR . . . . .	Worm and gear

In addition to above specifications, price includes top, top hood, windshield, speedometer, ammeter, voltmeter, tire pump, electric horn and demountable rims.

CADILLAC  
MOTOR CAR  
COMPANY  
DETROIT  
MICHIGAN

Price . . . . .	\$3220
Four-Passenger Phaeton . . . . .	3220
Two-Passenger Roadster . . . . .	3220
Four-Passenger Convertible Victoria . . . . .	3690
Five-Passenger Brougham . . . . .	4090




---

CADILLAC SEVEN-PASSENGER TOURING—57


---

COLOR . . . . .	Cadillac blue with black trimmings	LUBRICATION . . . . .	Full force feed
SEATING CAPACITY . . . . .	Seven	RADIATOR . . . . .	Tubular
POSITION OF DRIVER . . . . .	Left side	COOLING . . . . .	Water pump
WHEELBASE . . . . .	125 inches	IGNITION . . . . .	Generator and storage battery
GAUGE . . . . .	56 inches	STARTING SYSTEM . . . . .	Single unit
WHEELS . . . . .	Wood	STARTER OPERATED . . . . .	Gear to fly wheel
FRONT TIRES . . . . .	35 x 5 inches	LIGHTING SYSTEM . . . . .	Electric
REAR TIRES . . . . .	35 x 5 inches, anti-skid	VOLTAGES . . . . .	Six
SERVICE BRAKE . . . . .	Contracting on rear wheels	WIRING SYSTEM . . . . .	Single
EMERGENCY BRAKE . . . . .	Expanding on rear wheels	GASOLINE SYSTEM . . . . .	Pressure
CYLINDERS . . . . .	Eight	CLUTCH . . . . .	Dry multiple disc
HOW ARRANGED . . . . .	V type, 90 degrees	TRANSMISSION . . . . .	Selective sliding
CAST . . . . .	In fours	GEAR CHANGES . . . . .	Three forward, one reverse
HORSEPOWER . . . . .	31.25 (N.A.C.C. Rating)	DRIVE . . . . .	Spiral bevel
BORE AND STROKE . . . . .	3 $\frac{1}{8}$ x 5 $\frac{1}{2}$ inches	REAR AXLE . . . . .	Full floating
		STEERING GEAR . . . . .	Worm and sector

In addition to above specifications, price includes windshield, speedometer, ammeter, clock, tire pump, electric horn and demountable rims.

CADILLAC  
MOTOR CAR  
COMPANY  
DETROIT  
MICHIGAN

Price . . . . .	\$4395
Landaulet . . . . .	4495
Town Limousine . . . . .	4360
Town Landaulet . . . . .	4510
Seven-Passenger Suburban . . . . .	4340



CADILLAC LIMOUSINE—57


COLOR . . . . .	Calumet green with black trimmings	LUBRICATION . . . . .	Full force feed
SEATING CAPACITY . . . . .	Seven	RADIATOR . . . . .	Tubular
POSITION OF DRIVER . . . . .	Left side	COOLING . . . . .	Water pump
WHEELBASE . . . . .	132 inches	IGNITION . . . . .	Generator and storage battery
GAUGE . . . . .	56 inches	STARTING SYSTEM . . . . .	Single unit
WHEELS . . . . .	Wood	STARTER OPERATED . . . . .	Gear to fly wheel
FRONT TIRES . . . . .	35 x 5 inches	LIGHTING SYSTEM . . . . .	Electric
REAR TIRES . . . . .	35 x 5 inches, anti-skid	VOLTAGES . . . . .	Six
SERVICE BRAKE . . . . .	Contracting on rear wheels	WIRING SYSTEM . . . . .	Single
EMERGENCY BRAKE . . . . .	Expanding on rear wheels	GASOLINE SYSTEM . . . . .	Pressure
CYLINDERS . . . . .	Eight	CLUTCH . . . . .	Dry multiple disc
HOW ARRANGED . . . . .	V type, 90 degrees	TRANSMISSION . . . . .	Selective sliding
CAST . . . . .	In fours	GEAR CHANGES . . . . .	Three forward, one reverse
HORSEPOWER . . . . .	31.25 (N.A.C.C. Rating)	DRIVE . . . . .	Spiral bevel
BORE AND STROKE . . . . .	3 $\frac{1}{8}$ x 5 $\frac{1}{8}$ inches	REAR AXLE . . . . .	Full floating
		STEERING GEAR . . . . .	Worm and sector

In addition to above specifications, price includes windshield, speedometer, ammeter, clock, tire pump, electric horn and demountable rims.

PILOT MOTOR  
CAR COMPANY

Price . . . . \$1495  
Roadster . . 1545

R I C H M O N D  
I N D I A N A



PILOT TOURING—6-45


COLOR . . . . .	Optional	LUBRICATION . . . . .	Pump over and splash
SEATING CAPACITY . . . . .	Five	RADIATOR . . . . .	Cellular
POSITION OF DRIVER . . . . .	Left side	COOLING . . . . .	Water pump
WHEELBASE . . . . .	120 inches	IGNITION . . . . .	Storage battery
GAUGE . . . . .	56 inches	STARTING SYSTEM . . . . .	Two unit
WHEELS . . . . .	Wood	STARTER OPERATED . . . . .	Gear to fly wheel
FRONT TIRES . . . . .	32 x 4 inches	LIGHTING SYSTEM . . . . .	Electric
REAR TIRES . . . . .	32 x 4 inches	VOLTAGES . . . . .	Six
SERVICE BRAKE . . . . .	Contracting on rear wheels	WIRING SYSTEM . . . . .	Single
EMERGENCY BRAKE . . . . .	Expanding on rear wheels	GASOLINE SYSTEM . . . . .	Vacuum
CYLINDERS . . . . .	Six	CLUTCH . . . . .	Dry multiple disc
HOW ARRANGED . . . . .	Vertically	TRANSMISSION . . . . .	Selective sliding
CAST . . . . .	En bloc	GEAR CHANGES . . . . .	Three forward, one reverse
HORSEPOWER . . . . .	23.44 (N.A.C.C. Rating)	DRIVE . . . . .	Spiral bevel
BORE AND STROKE . . . . .	3 1/8 x 5 inches	REAR AXLE . . . . .	Semi-floating
		STEERING GEAR . . . . .	Worm and sector

In addition to above specifications, price includes top, top hood, windshield, speedometer, ammeter, voltmeter, clock, tire pump, electric horn and demountable rims.

PILOT MOTOR  
CAR COMPANY

Price, \$2145

RICHMOND  
INDIANA




---

PILOT SEDAN—6-45

---

COLOR . . . . .	Optional	LUBRICATION . . . . .	Pump over and splash
SEATING CAPACITY . . . . .	Five	RADIATOR . . . . .	Cellular
POSITION OF DRIVER . . . . .	Left side	COOLING . . . . .	Water pump
WHEELBASE . . . . .	120 inches	IGNITION . . . . .	Storage battery
GAUGE . . . . .	56 inches	STARTING SYSTEM . . . . .	Two unit
WHEELS . . . . .	Wood	STARTER OPERATED . . . . .	Gear to fly wheel
FRONT TIRES . . . . .	32 x 4 inches	LIGHTING SYSTEM . . . . .	Electric
REAR TIRES . . . . .	32 x 4 inches	VOLTAGES . . . . .	Six
SERVICE BRAKE . . . . .	Contracting on rear wheels	WIRING SYSTEM . . . . .	Single
EMERGENCY BRAKE . . . . .	Expanding on rear wheels	GASOLINE SYSTEM . . . . .	Vacuum
CYLINDERS . . . . .	Six	CLUTCH . . . . .	Dry multiple disc
HOW ARRANGED . . . . .	Vertically	TRANSMISSION . . . . .	Selective sliding
CAST . . . . .	En bloc	GEAR CHANGES . . . . .	Three forward, one reverse
HORSEPOWER . . . . .	23.44 (N.A.C.C. Rating)	DRIVE . . . . .	Spiral bevel
BORE AND STROKE . . . . .	3 $\frac{1}{8}$ x 5 inches	REAR AXLE . . . . .	Semi-floating
		STEERING GEAR . . . . .	Worm and sector

In addition to above specifications, price includes windshield, speedometer, ammeter, voltmeter, clock, tire pump, electric horn and demountable rims.

---

APPERSON  
BROTHERS  
AUTOMOBILE  
COMPANY

K O K O M O  
I N D I A N A

Price . . . . . \$4000  
Four-Passenger Tourster . . . . . 4000



APPERSON ANNIVERSARY MODEL


COLOR . . . . .	Body, lake—gun-metal gray—electric blue	BORE AND STROKE . . . . .	3¼ x 5 inches
SEATING CAPACITY . . . . .	Seven	LUBRICATION . . . . .	Full force feed
POSITION OF DRIVER . . . . .	Left side	RADIATOR . . . . .	Cellular
WHEELBASE . . . . .	130 inches	COOLING . . . . .	Thermo-syphon
GAUGE . . . . .	56 inches	IGNITION . . . . .	Storage battery
WHEELS . . . . .	Wire	STARTING SYSTEM . . . . .	Two unit
FRONT TIRES . . . . .	34 x 4½ inches	STARTER OPERATED . . . . .	Gear to fly wheel
REAR TIRES . . . . .	34 x 4½ inches	LIGHTING SYSTEM . . . . .	Electric
SERVICE BRAKE . . . . .	Contracting on rear wheels	VOLTAGES . . . . .	Six to eight
EMERGENCY BRAKE . . . . .	Expanding on rear wheels	WIRING SYSTEM . . . . .	Single
CYLINDERS . . . . .	Eight	GASOLINE SYSTEM . . . . .	Vacuum
HOW ARRANGED . . . . .	V type, 90 degrees	CLUTCH . . . . .	Dry plate
CAST . . . . .	En bloc, fours	TRANSMISSION . . . . .	Selective sliding
HORSEPOWER . . . . .	33.8 (N.A.C.C. Rating)	GEAR CHANGES . . . . .	Three forward, one reverse
		DRIVE . . . . .	Spiral bevel
		REAR AXLE . . . . .	Three-quarters floating
		STEERING GEAR . . . . .	Worm and gear

In addition to above specifications, price includes top, top hood, windshield, speedometer, ammeter, clock, tire pump, electric horn and demountable rims.

MOON MOTOR  
CAR COMPANY

Price, \$1485

ST. LOUIS  
MISSOURI




---

MOON SIX TOURING—36

---

COLOR . . . . .	Coach blue, medium; running gear, black	LUBRICATION . . . . .	Force feed and splash
SEATING CAPACITY . . . . .	Five	RADIATOR . . . . .	Cellular
POSITION OF DRIVER . . . . .	Left side	COOLING . . . . .	Thermo-syphon
WHEELBASE . . . . .	114 inches	IGNITION . . . . .	Storage battery
GAUGE . . . . .	56 inches	STARTING SYSTEM . . . . .	Two unit
WHEELS . . . . .	Wood	STARTER OPERATED . . . . .	Gear to fly wheel
FRONT TIRES . . . . .	32 x 3½ inches	LIGHTING SYSTEM . . . . .	Electric
REAR TIRES . . . . .	32 x 3½ inches	VOLTAGES . . . . .	Six
SERVICE BRAKE . . . . .	Contracting on rear wheels	WIRING SYSTEM . . . . .	Single
EMERGENCY BRAKE . . . . .	Expanding on rear wheels	GASOLINE SYSTEM . . . . .	Gravity
CYLINDERS . . . . .	Six	CLUTCH . . . . .	Dry multiple disc
HOW ARRANGED . . . . .	Vertically	TRANSMISSION . . . . .	Selective sliding
CAST . . . . .	En bloc	GEAR CHANGES . . . . .	Three forward, one reverse
HORSEPOWER . . . . .	19.84 (N.A.C.C. Rating)	DRIVE . . . . .	Spiral bevel
BORE AND STROKE . . . . .	2¾ x 4½ inches	REAR AXLE . . . . .	Semi-floating
		STEERING GEAR . . . . .	Worm and gear


In addition to above specifications, price includes top, top hood, windshield, speedometer, ammeter, voltmeter, clock, tire pump, electric horn and demountable rims.



KISSEL MOTOR  
CAR COMPANY

Price Upon Application

HARTFORD  
WISCONSIN




---

KISSEL CUSTOM-BUILT STAGGERED-DOOR SEDAN

---

COLOR . . . . .	Brewster green	BORE AND STROKE . . . . .	3 $\frac{1}{8}$ x 5 $\frac{1}{2}$ inches
SEATING CAPACITY. . .	Five	LUBRICATION . . . . .	Force feed and splash
POSITION OF DRIVER	Left side	RADIATOR . . . . .	Tubular
WHEELBASE . . . . .	124 inches	COOLING . . . . .	Water pump
GAUGE . . . . .	56 inches	IGNITION . . . . .	Storage battery
WHEELS . . . . .	Wood	STARTING SYSTEM . . . . .	Two unit
FRONT TIRES . . . . .	32 x 4 $\frac{1}{2}$ inches	STARTER OPERATED . . . . .	Gear to fly wheel
REAR TIRES . . . . .	32 x 4 $\frac{1}{2}$ inches, anti-skid	LIGHTING SYSTEM . . . . .	Electric
SERVICE BRAKE . . . .	Contracting on rear wheels	VOLTAGES . . . . .	Six
EMERGENCY BRAKE . .	Contracting on rear wheels	WIRING SYSTEM . . . . .	Single
CYLINDERS . . . . .	Six	GASOLINE SYSTEM . . . . .	Vacuum
HOW ARRANGED . . . .	Vertically	CLUTCH . . . . .	Cone
CAST . . . . .	Six, en bloc	TRANSMISSION . . . . .	Selective sliding
HORSEPOWER . . . . .	26.3 (N.A.C.C. Rating)	GEAR CHANGES . . . . .	Three forward, one reverse
		DRIVE . . . . .	Spiral bevel
		REAR AXLE . . . . .	Full floating
		STEERING GEAR . . . .	Screw and split nut

In addition to above specifications, price includes windshield, speedometer, ammeter, voltmeter, tire pump, electric horn and demountable rims.

**KISSEL MOTOR  
CAR COMPANY**

**HARTFORD  
WISCONSIN**

Seven-Passenger Touring \ Prices Upon  
Four-Passenger Speedster / Application



**KISSEL CUSTOM-BUILT SILVER SPECIAL 4-PASS. TOURSTER**


COLOR . . . . .	Silver blue	BORE AND STROKE . . . . .	3 $\frac{1}{8}$ x 5 $\frac{1}{2}$ inches
SEATING CAPACITY. . . . .	Four	LUBRICATION . . . . .	Force feed and splash
POSITION OF DRIVER . . . . .	Left side	RADIATOR . . . . .	Tubular
WHEELBASE . . . . .	124 inches	COOLING . . . . .	Water pump
GAUGE . . . . .	56 inches	IGNITION . . . . .	Storage battery
WHEELS . . . . .	Wire	STARTING SYSTEM . . . . .	Two unit
FRONT TIRES . . . . .	32 x 4 $\frac{1}{2}$ inches,	STARTER OPERATED . . . . .	Gear to fly wheel
REAR TIRES . . . . .	32 x 4 $\frac{1}{2}$ inches,	LIGHTING SYSTEM . . . . .	Electric
	anti-skid	VOLTAGES . . . . .	Six
SERVICE BRAKE . . . . .	Contracting on rear wheels	WIRING SYSTEM . . . . .	Single
EMERGENCY BRAKE . . . . .	Contracting on rear wheels	GASOLINE SYSTEM . . . . .	Vacuum
CYLINDERS . . . . .	Six	CLUTCH . . . . .	Cone
HOW ARRANGED . . . . .	Vertically	TRANSMISSION . . . . .	Selective sliding
CAST . . . . .	Six en bloc	GEAR CHANGES . . . . .	Three forward, one reverse
HORSEPOWER . . . . .	26.3 (N.A.C.C. Rating)	DRIVE . . . . .	Spiral bevel
		REAR AXLE . . . . .	Full floating
		STEERING GEAR . . . . .	Screw and split nut

In addition to above specifications, price includes top, top hood, windshield, speedometer, ammeter, voltmeter, clock, tire pump, electric horn and demountable rims.

NATIONAL  
MOTOR CAR  
AND VEHICLE  
CORPORATION

INDIANAPOLIS  
I N D I A N A

Price . . . . .	\$3050
Seven-Passenger Touring . . . . .	3050
Four-Passenger Phaeton . . . . .	3050
Seven-Passenger Touring Sedan . . . . .	3720
Two-Passenger Speedster . . . . .	3150



NATIONAL HIGHWAY TWELVE ROADSTER


COLOR . . . . .	Highway blue or highway gray	BORE AND STROKE . . . . .	2 7/8 x 4 1/4 inches
SEATING CAPACITY . . . . .	Four	LUBRICATION . . . . .	Force feed
POSITION OF DRIVER . . . . .	Left side	RADIATOR . . . . .	Cellular
WHEELBASE . . . . .	128 inches	COOLING . . . . .	Water pump
GAUGE . . . . .	56 inches	IGNITION . . . . .	Storage battery
WHEELS . . . . .	Wood	STARTING SYSTEM . . . . .	Two unit
FRONT TIRES . . . . .	34 x 4 1/2 inches	STARTER OPERATED . . . . .	Gear to fly wheel
REAR TIRES . . . . .	34 x 4 1/2 inches	LIGHTING SYSTEM . . . . .	Electric
SERVICE BRAKE . . . . .	Contracting on rear wheels	VOLTAGES . . . . .	Six
EMERGENCY BRAKE . . . . .	Expanding on rear wheels	WIRING SYSTEM . . . . .	Single
CYLINDERS . . . . .	Twelve	GASOLINE SYSTEM . . . . .	Vacuum
HOW ARRANGED . . . . .	V type, 60 degrees	CLUTCH . . . . .	Cone
CAST . . . . .	In sixes	TRANSMISSION . . . . .	Selective sliding
HORSEPOWER . . . . .	39.68 (N.A.C.C. Rating)	GEAR CHANGES . . . . .	Three forward, one reverse
		DRIVE . . . . .	Spiral bevel
		REAR AXLE . . . . .	Full floating
		STEERING GEAR . . . . .	Worm and gear

In addition to above specifications, price includes top, top hood, windshield, speedometer, ammeter, voltmeter, tire pump, electric horn and demountable rims.

NATIONAL  
MOTOR CAR  
AND VEHICLE  
CORPORATION

INDIANAPOLIS  
I N D I A N A

Price . . . . .	\$2450
Four-Passenger Roadster . . . . .	2450
Four-Passenger Phaeton . . . . .	2450
Seven-Passenger Touring Sedan . . . . .	3120




NATIONAL HIGHWAY SIX TOURING

COLOR . . . . .	Highway blue or highway gray	BORE AND STROKE . . . . .	3½ x 5¼ inches
SEATING CAPACITY . . . . .	Seven	LUBRICATION . . . . .	Force feed and splash
POSITION OF DRIVER . . . . .	Left side	RADIATOR . . . . .	Cellular
WHEELBASE . . . . .	128 inches	COOLING . . . . .	Water pump
GAUGE . . . . .	56 inches	IGNITION . . . . .	Storage battery
WHEELS . . . . .	Wood	STARTING SYSTEM . . . . .	Two unit
FRONT TIRES . . . . .	34 x 4½ inches	STARTER OPERATED . . . . .	Gear to fly wheel
REAR TIRES . . . . .	34 x 4½ inches	LIGHTING SYSTEM . . . . .	Electric
SERVICE BRAKE . . . . .	Contracting on rear wheels	VOLTAGES . . . . .	Six
EMERGENCY BRAKE . . . . .	Expanding on rear wheels	WIRING SYSTEM . . . . .	Single
CYLINDERS . . . . .	Six	GASOLINE SYSTEM . . . . .	Vacuum
HOW ARRANGED . . . . .	Vertically	CLUTCH . . . . .	Cone
CAST . . . . .	En bloc	TRANSMISSION . . . . .	Selective sliding
HORSEPOWER . . . . .	29.4 (N.A.C.C. Rating)	GEAR CHANGES . . . . .	Three forward, one reverse
		DRIVE . . . . .	Spiral bevel
		REAR AXLE . . . . .	Full floating
		STEERING GEAR . . . . .	Worm and gear

In addition to above specifications, price includes top, top hood, windshield, speedometer, ammeter, voltmeter, tire pump, electric horn and demountable rims.

N A S H  
M O T O R S  
C O M P A N Y  
K E N O S H A  
W I S C O N S I N

Price . . . . .	\$1490
Nash Six 7-Passenger Touring . . . . .	1640
Nash Six 4-Passenger Roadster . . . . .	1490
Nash Six Sedan . . . . .	2250
Nash Six 4-Passenger Coupe . . . . .	2250




---

NASH SIX FIVE-PASSENGER TOURING

---


COLOR . . . . .	Body, Nash blue penciled with gold; wheels, cream; running gear, black	BORE AND STROKE . . . . .	3 1/4 x 5 inches
SEATING CAPACITY . . . . .	Five	LUBRICATION . . . . .	Full splash
POSITION OF DRIVER . . . . .	Left side	RADIATOR . . . . .	Tubular
WHEELBASE . . . . .	121 inches	COOLING . . . . .	Water pump
GAUGE . . . . .	56 inches	IGNITION . . . . .	Delco system
WHEELS . . . . .	Wood	STARTING SYSTEM . . . . .	Delco
FRONT TIRES . . . . .	33 x 4 inches	STARTER OPERATED . . . . .	Gear to fly wheel
REAR TIRES . . . . .	33 x 4 inches, anti-skid	LIGHTING SYSTEM . . . . .	Electric
SERVICE BRAKE . . . . .	Contracting on rear wheels	VOLTAGES . . . . .	Six
EMERGENCY BRAKE . . . . .	Contracting on transmission	WIRING SYSTEM . . . . .	Single
CYLINDERS . . . . .	Six	GASOLINE SYSTEM . . . . .	Vacuum
HOW ARRANGED . . . . .	Vertically	CLUTCH . . . . .	Plate
CAST . . . . .	En bloc	TRANSMISSION . . . . .	Selective sliding
HORSEPOWER . . . . .	25.35 (N.A.C.C. Rating)	GEAR CHANGES . . . . .	Three forward, one reverse
		DRIVE . . . . .	Spiral bevel
		REAR AXLE . . . . .	Semi-floating
		STEERING GEAR . . . . .	Worm and gear

In addition to above specifications, price includes top, top hood, windshield, speedometer, ammeter, voltmeter, clock, tire pump, electric horn and demountable rims.

**SAXON  
MOTOR CAR  
CORPORATION**

**D E T R O I T  
M I C H I G A N**

Price . . . . . \$1195  
Four-Passenger Roadster . . . . . 1195




**SAXON TOURING—Y-18-T**

COLOR . . . . .	Body, blue, maroon or gray; running gear, black	BORE AND STROKE . . . . .	2 3/4 x 4 1/2 inches
SEATING CAPACITY . . . . .	Five	LUBRICATION . . . . .	Splash with circulating pump
POSITION OF DRIVER . . . . .	Left side	RADIATOR . . . . .	Cellular
WHEELBASE . . . . .	112 inches	COOLING . . . . .	Thermo-syphon
GAUGE . . . . .	56 inches	IGNITION . . . . .	Storage battery
WHEELS . . . . .	Wood	STARTING SYSTEM . . . . .	Two unit
FRONT TIRES . . . . .	32 x 3 1/2 inches,	STARTER OPERATED . . . . .	Gear to fly wheel
REAR TIRES . . . . .	32 x 3 1/2 inches, anti-skid	LIGHTING SYSTEM . . . . .	Electric
SERVICE BRAKE . . . . .	Contracting on rear wheels	VOLTAGES . . . . .	Six
EMERGENCY BRAKE . . . . .	Expanding on rear wheels	WIRING SYSTEM . . . . .	Double
CYLINDERS . . . . .	Six	GASOLINE SYSTEM . . . . .	Vacuum
HOW ARRANGED . . . . .	Vertically	CLUTCH . . . . .	Dry plate
CAST . . . . .	En bloc	TRANSMISSION . . . . .	Selective sliding
HORSEPOWER . . . . .	19.84 (N.A.C.C. Rating)	GEAR CHANGES . . . . .	Three forward, one reverse
		DRIVE . . . . .	Spiral bevel
		REAR AXLE . . . . .	Semi-floating
		STEERING GEAR . . . . .	Worm and gear

In addition to above specifications, price includes top, top hood, windshield, speedometer, ammeter, electric horn and demountable rims.

**THE WINTON  
COMPANY**  
CLEVELAND, OHIO

Price . . . . .	\$3150
Four-Passenger Touring . . . . .	3150
Six-Passenger Touring . . . . .	3200
Seven-Passenger Touring . . . . .	3200
Runabout . . . . .	3150
Three-quarter-Limousine . . . . .	4150
Full Four-Door Limousine . . . . .	4400
Sedan . . . . .	4400
Limousine-Landaulet . . . . .	4400
Coupe . . . . .	4150
Coupelet . . . . .	3465




**WINTON SIX TOURING—33**

COLOR . . . . .	Optional	LUBRICATION . . . . .	Force feed
SEATING CAPACITY . . . . .	Five	RADIATOR . . . . .	Cellular
POSITION OF DRIVER . . . . .	Left side	COOLING . . . . .	Water pump
WHEELBASE . . . . .	128 inches	IGNITION . . . . .	High tension magneto
GAUGE . . . . .	56 inches	STARTING SYSTEM . . . . .	Two unit
WHEELS . . . . .	Wood	STARTER OPERATED . . . . .	Gear to fly wheel
FRONT TIRES . . . . .	35 x 5 inches	LIGHTING SYSTEM . . . . .	Electric
REAR TIRES . . . . .	35 x 5 inches, anti-skid	VOLTAGES . . . . .	Six
SERVICE BRAKE . . . . .	Contracting on rear wheels	WIRING SYSTEM . . . . .	Single
EMERGENCY BRAKE . . . . .	Expanding on rear wheels	GASOLINE SYSTEM . . . . .	Vacuum
CYLINDERS . . . . .	Six	CLUTCH . . . . .	Dry multiple disc
HOW ARRANGED . . . . .	Vertically	TRANSMISSION . . . . .	Selective sliding
CAST . . . . .	In pairs	GEAR CHANGES . . . . .	Four forward, one reverse
HORSEPOWER . . . . .	33.75 (N.A.C.C. Rating)	DRIVE . . . . .	Spiral bevel
BORE AND STROKE . . . . .	3¼ x 5¼ inches	REAR AXLE . . . . .	Semi-floating
		STEERING GEAR . . . . .	Worm and gear

In addition to above specifications, price includes top, top hood, windshield, speedometer, ammeter, voltmeter, clock, tire pump, electric horn and demountable rims.

**THE WINTON  
COMPANY**  
CLEVELAND, OHIO

Price	\$4850
Four-Passenger Touring	3850
Five-Passenger Touring	3850
Six-Passenger Touring	3850
Seven-Passenger Touring	3850
Runabout	3850
Full Four-Door Limousine	5100
Sedan	5100
Limousine-Landaulet	5100
Coupe	4850
Coupelet	4100



**WINTON SIX LIMOUSINE—48**


COLOR . . . . .	Optional	LUBRICATION . . . . .	Force feed
SEATING CAPACITY . . . . .	Seven	RADIATOR . . . . .	Cellular
POSITION OF DRIVER . . . . .	Left side	COOLING . . . . .	Water pump
WHEELBASE . . . . .	138 inches	IGNITION . . . . .	High tension magneto
GAUGE . . . . .	56 inches	STARTING SYSTEM . . . . .	Two unit
WHEELS . . . . .	Wood	STARTER OPERATED . . . . .	Gear to fly wheel
FRONT TIRES . . . . .	35 x 5 inches	LIGHTING SYSTEM . . . . .	Electric
REAR TIRES . . . . .	35 x 5 inches, anti-skid	VOLTAGES . . . . .	Six
SERVICE BRAKE . . . . .	Contracting on rear wheels	WIRING SYSTEM . . . . .	Single
EMERGENCY BRAKE . . . . .	Expanding on rear wheels	GASOLINE SYSTEM . . . . .	Vacuum
CYLINDERS . . . . .	Six	CLUTCH . . . . .	Dry multiple disc
HOW ARRANGED . . . . .	Vertically	TRANSMISSION . . . . .	Selective sliding
CAST . . . . .	In pairs	GEAR CHANGES . . . . .	Four forward, one reverse
HORSEPOWER . . . . .	48.6 (N.A.C.C. Rating)	DRIVE . . . . .	Spiral bevel
BORE AND STROKE . . . . .	4½ x 5½ inches	REAR AXLE . . . . .	Full floating
		STEERING GEAR . . . . .	Worm and gear

In addition to above specifications, price includes windshield, speedometer, ammeter, clock, tire pump, electric horn and demountable rims.



STANDARD  
STEEL CAR  
COMPANY  
PITTSBURGH  
PENNSYLVANIA

Price . . . . .	\$2750
Seven-Passenger Touring . . . . .	2750
Four-Passenger Roadster . . . . .	2750
Two-Passenger Roadster . . . . .	2750
Four-Passenger Coupe . . . . .	3800
Seven-Passenger Sedan . . . . .	3800
Seven-Passenger Limousine . . . . .	4000
Chassis only . . . . .	2550



STANDARD EIGHT TOURING—G


COLOR . . . . .	Blue, beige or red	LUBRICATION . . . . .	Force feed
SEATING CAPACITY . . . . .	Seven	RADIATOR . . . . .	Cellular
POSITION OF DRIVER . . . . .	Left side	COOLING . . . . .	Water pump
WHEELBASE . . . . .	127 inches	IGNITION . . . . .	High tension mag- neto and storage battery
GAUGE . . . . .	56 inches	STARTING SYSTEM . . . . .	Single unit
WHEELS . . . . .	Wood	STARTER OPERATED . . . . .	Gear to fly wheel
FRONT TIRES . . . . .	34 x 4½ inches	LIGHTING SYSTEM . . . . .	Electric
REAR TIRES . . . . .	34 x 4½ inches, anti-skid	VOLTAGES . . . . .	Six
SERVICE BRAKE . . . . .	Contracting on rear wheels	WIRING SYSTEM . . . . .	Single
EMERGENCY BRAKE . . . . .	Expanding on rear wheels	GASOLINE SYSTEM . . . . .	Vacuum
CYLINDERS . . . . .	Eight	CLUTCH . . . . .	Dry multiple disc
HOW ARRANGED . . . . .	V type, 90 degrees	TRANSMISSION . . . . .	Selective sliding
CAST . . . . .	Four, en bloc	GEAR CHANGES . . . . .	Three forward, one reverse
HORSEPOWER . . . . .	33.8 (N.A.C.C. Rating)	DRIVE . . . . .	Spiral bevel
BORE AND STROKE . . . . .	3¼ x 5 inches	REAR AXLE . . . . .	Semi-floating
		STEERING GEAR . . . . .	Worm and sector

In addition to above specifications, price includes top, top hood, windshield, speedometer, ammeter, voltmeter, clock, tire pump, electric horn and demountable rims.

**SCRIPPS -  
BOOTH  
CORPORATION**

**DETROIT  
MICHIGAN**

Price . . . . .	\$1295
Three-Passenger Roadster . . . . .	1295
Four-Passenger Coupe . . . . .	1985
Five-Passenger Sedan . . . . .	1985




**SCRIPPS-BOOTH TOURING—SIX-39**

COLOR . . . . .	Body, Delft blue; running gear, black	BORE AND STROKE . . . . .	2 1/8 x 4 3/4 inches
SEATING CAPACITY . . . . .	Five	LUBRICATION . . . . .	Full force feed
POSITION OF DRIVER . . . . .	Left side	RADIATOR . . . . .	Cellular
WHEELBASE . . . . .	112 inches	COOLING . . . . .	Water pump
GAUGE . . . . .	56 inches	IGNITION . . . . .	Storage battery
WHEELS . . . . .	Wood	STARTING SYSTEM . . . . .	Two unit
FRONT TIRES . . . . .	32 x 4 inches	STARTER OPERATED . . . . .	Gear to fly wheel
REAR TIRES . . . . .	32 x 4 inches, anti-skid	LIGHTING SYSTEM . . . . .	Electric
SERVICE BRAKE . . . . .	Contracting on rear wheels	VOLTAGES . . . . .	Six
EMERGENCY BRAKE . . . . .	Expanding on rear wheels	WIRING SYSTEM . . . . .	Single
CYLINDERS . . . . .	Six	GASOLINE SYSTEM . . . . .	Vacuum
HOW ARRANGED . . . . .	Vertically	CLUTCH . . . . .	Cone
CAST . . . . .	En bloc	TRANSMISSION . . . . .	Selective sliding
HORSEPOWER . . . . .	19 (N.A.C.C. Rating)	GEAR CHANGES . . . . .	Three forward, one reverse
		DRIVE . . . . .	Plain bevel
		REAR AXLE . . . . .	Full floating
		STEERING GEAR . . . . .	Worm and nut

In addition to above specifications, price includes top, top hood, windshield, speedometer, ammeter, voltmeter, electric horn and demountable rims.

**B A R L E Y  
M O T O R C A R  
C O M P A N Y**  
K A L A M A Z O O  
M I C H I G A N

Price . . . . .	\$2750	} Prices upon Application
Four-Passenger Touring . . . . .	2575	
Four-Passenger Sport . . . . .		
2-4-Passenger Roadster . . . . .		
Cabriolet . . . . .		
Town Car . . . . .		
Touring Sedan . . . . .		
Standard Sedan . . . . .		




**ROAMER TOURING—C-6-54**

COLOR . . . . .	Optional	RADIATOR . . . . .	Tubular
SEATING CAPACITY . . . . .	Seven	COOLING . . . . .	Water pump
POSITION OF DRIVER . . . . .	Left side	IGNITION . . . . .	High tension magneto
WHEELBASE . . . . .	128 inches	STARTING SYSTEM . . . . .	Two unit
GAUGE . . . . .	56 inches	STARTER OPERATED . . . . .	Gear to fly wheel
WHEELS . . . . .	Wire	LIGHTING SYSTEM . . . . .	Electric
FRONT TIRES . . . . .	32 x 4½ inches	VOLTAGES . . . . .	Six
REAR TIRES . . . . .	32 x 4½ inches	WIRING SYSTEM . . . . .	Single
SERVICE BRAKE . . . . .	Expanding on rear wheels	GASOLINE SYSTEM . . . . .	Vacuum
EMERGENCY BRAKE . . . . .	Expanding on rear wheels	CLUTCH . . . . .	Dry plate
CYLINDERS . . . . .	Six	TRANSMISSION . . . . .	Selective sliding
HOW ARRANGED . . . . .	Vertically	GEAR CHANGES . . . . .	Three forward, one reverse
CAST . . . . .	En bloc—sixes	DRIVE . . . . .	Spiral bevel
HORSEPOWER . . . . .	33.75 (N.A.C.C. Rating)	REAR AXLE . . . . .	Three-quarters floating
BORE AND STROKE . . . . .	3¼ x 5¼ inches	STEERING GEAR . . . . .	Screw and nut
LUBRICATION . . . . .	Splash with circulating pump		

In addition to above specifications, price includes top, top hood, windshield, speedometer, ammeter, voltmeter, clock, tire pump, electric horn and demountable rims.

W. A. PATERSON  
C O M P A N Y  
F L I N T  
M I C H I G A N

Price . . . . .	\$1595
Seven-Passenger . . . . .	1625
Four-Passenger Roadster . . . . .	1595
Five-Passenger Sedan . . . . .	1895



PATERSON TOURING—6-45


COLOR . . . . .	Dark blue	LUBRICATION . . . . .	Splash with circulating pump
SEATING CAPACITY . . . . .	Five	RADIATOR . . . . .	Tubular
POSITION OF DRIVER . . . . .	Left side	COOLING . . . . .	Water pump
WHEELBASE . . . . .	120 inches	IGNITION . . . . .	Storage battery
GAUGE . . . . .	56 inches	STARTING SYSTEM . . . . .	Two unit
WHEELS . . . . .	Wood	STARTER OPERATED . . . . .	Gear to fly wheel
FRONT TIRES . . . . .	33 x 4 inches	LIGHTING SYSTEM . . . . .	Electric
REAR TIRES . . . . .	33 x 4 inches, anti-skid	VOLTAGES . . . . .	Six
SERVICE BRAKE . . . . .	Contracting on rear wheels	WIRING SYSTEM . . . . .	Single
EMERGENCY BRAKE . . . . .	Expanding on rear wheels	GASOLINE SYSTEM . . . . .	Vacuum
CYLINDERS . . . . .	Six	CLUTCH . . . . .	Dry multiple disc
HOW ARRANGED . . . . .	Vertically	TRANSMISSION . . . . .	Selective sliding
CAST . . . . .	En bloc	GEAR CHANGES . . . . .	Three forward, one reverse
HORSEPOWER . . . . .	25.35 (N.A.C.C. Rating)	DRIVE . . . . .	Spiral bevel
BORE AND STROKE . . . . .	3¼ x 4½ inches	REAR AXLE . . . . .	Full floating
		STEERING GEAR . . . . .	Worm and nut

In addition to above specifications, price includes top, top hood, windshield, speedometer, ammeter, voltmeter, tire pump, electric horn and demountable rims.

F. B. STEARNS  
C O M P A N Y

CLEVELAND, OHIO

Price, \$2100




---

STEARNS-KNIGHT FOUR-CYLINDER FIVE-PASSENGER

---


COLOR . . . . .	Roman green	LUBRICATION . . . . .	Force feed and splash
SEATING CAPACITY . . . . .	Five	RADIATOR . . . . .	Cellular
POSITION OF DRIVER . . . . .	Left side	COOLING . . . . .	Water pump
WHEELBASE . . . . .	125 inches	IGNITION . . . . .	Storage battery
GAUGE . . . . .	56 inches	STARTING SYSTEM . . . . .	Two unit
WHEELS . . . . .	Wood	STARTER OPERATED . . . . .	Gear to fly wheel
FRONT TIRES . . . . .	34 x 4½ inches	LIGHTING SYSTEM . . . . .	Electric
REAR TIRES . . . . .	34 x 4½ inches, anti-skid	VOLTAGES . . . . .	Twelve
SERVICE BRAKE . . . . .	Contracting on transmission shaft	WIRING SYSTEM . . . . .	Single
EMERGENCY BRAKE . . . . .	Expanding on rear wheels	GASOLINE SYSTEM . . . . .	Vacuum
CYLINDERS . . . . .	Four	CLUTCH . . . . .	Dry multiple disc
HOW ARRANGED . . . . .	Vertically	TRANSMISSION . . . . .	Selective sliding
CAST . . . . .	En bloc	GEAR CHANGES . . . . .	Three forward, one reverse
HORSEPOWER . . . . .	22.5 (N.A.C.C. Rating)	DRIVE . . . . .	Spiral bevel
BORE AND STROKE . . . . .	3¼ x 5½ inches	REAR AXLE . . . . .	Live axle
		STEERING GEAR . . . . .	Worm and gear

---

F. B. STEARNS  
COMPANY

CLEVELAND, OHIO

Price, \$2465




---

STEARNS-KNIGHT FOUR-CYLINDER SEVEN-PASSENGER


---

COLOR . . . . .	Roman green	LUBRICATION . . . . .	Force feed and splash
SEATING CAPACITY . . . . .	Seven	RADIATOR . . . . .	Cellular
POSITION OF DRIVER . . . . .	Left side	COOLING . . . . .	Water pump
WHEELBASE . . . . .	125 inches	IGNITION . . . . .	Storage battery
GAUGE . . . . .	56 inches	STARTING SYSTEM . . . . .	Two unit
WHEELS . . . . .	Wood	STARTER OPERATED . . . . .	Gear to fly wheel
FRONT TIRES . . . . .	34 x 4½ inches	LIGHTING SYSTEM . . . . .	Electric
REAR TIRES . . . . .	34 x 4½ inches, anti-skid	VOLTAGES . . . . .	Twelve
SERVICE BRAKE . . . . .	Contracting on transmission shaft	WIRING SYSTEM . . . . .	Single
EMERGENCY BRAKE . . . . .	Expanding on rear wheels	GASOLINE SYSTEM . . . . .	Vacuum
CYLINDERS . . . . .	Four	CLUTCH . . . . .	Dry multiple disc
HOW ARRANGED . . . . .	Vertically	TRANSMISSION . . . . .	Selective sliding
CAST . . . . .	En bloc	GEAR CHANGES . . . . .	Three forward, one reverse
HORSEPOWER . . . . .	22.5 (N.A.C.C. Rating)	DRIVE . . . . .	Spiral bevel
BORE AND STROKE . . . . .	3¾ x 5½ inches	REAR AXLE . . . . .	Live axle
		STEERING GEAR . . . . .	Worm and gear

---

PEERLESS  
MOTOR CAR  
COMPANY  
CLEVELAND, OHIO

Price . . . . .	\$2760
Touring . . . . .	2760
Sedan . . . . .	3520
Coupe . . . . .	3320
Sedan-Limousine . . . . .	3720




PEERLESS ROADSTER—56

COLOR . . . . .	Body, Peerless green; wheels, white	BORE AND STROKE . . . . .	3 1/4 x 5 inches
SEATING CAPACITY . . . . .	Four	LUBRICATION . . . . .	Full force feed
POSITION OF DRIVER . . . . .	Left side	RADIATOR . . . . .	Cellular
WHEELBASE . . . . .	125 inches	COOLING . . . . .	Water pump
GAUGE . . . . .	56 inches	IGNITION . . . . .	Storage battery
WHEELS . . . . .	Wood	STARTING SYSTEM . . . . .	Two unit
FRONT TIRES . . . . .	34 x 4 1/2 inches	STARTER OPERATED . . . . .	Gear to fly wheel
REAR TIRES . . . . .	34 x 4 1/2 inches, anti-skid	LIGHTING SYSTEM . . . . .	Electric
SERVICE BRAKE . . . . .	Contracting on rear wheels	VOLTAGES . . . . .	Six
EMERGENCY BRAKE . . . . .	Expanding on rear wheels	WIRING SYSTEM . . . . .	Single
CYLINDERS . . . . .	Eight	GASOLINE SYSTEM . . . . .	Vacuum
HOW ARRANGED . . . . .	V type, 90 degrees	CLUTCH . . . . .	Dry multiple disc
CAST . . . . .	In fours	TRANSMISSION . . . . .	Selective sliding
HORSEPOWER . . . . .	33.8 (N.A.C.C. Rating)	GEAR CHANGES . . . . .	Three forward, one reverse
		DRIVE . . . . .	Spiral bevel
		REAR AXLE . . . . .	Three-quarters floating
		STEERING GEAR . . . . .	Worm and gear

In addition to above specifications, price includes top, top hood, windshield, speedometer, ammeter, voltmeter, tire pump, electric horn and demountable rims.

PEERLESS  
MOTOR CAR  
COMPANY  
CLEVELAND, OHIO

Price . . . . .	\$2760
Roadster . . . . .	2760
Sedan . . . . .	3520
Coupe . . . . .	3320
Sedan-Limousine . . . . .	3720



PEERLESS TOURING—56

COLOR . . . . .	Body, Peerless green; wheels, white	BORE AND STROKE . . . . .	3 3/4 x 5 inches
SEATING CAPACITY . . . . .	Seven	LUBRICATION . . . . .	Full force feed
POSITION OF DRIVER . . . . .	Left side	RADIATOR . . . . .	Cellular
WHEELBASE . . . . .	125 inches	COOLING . . . . .	Water pump
GAUGE . . . . .	56 inches	IGNITION . . . . .	Storage battery
WHEELS . . . . .	Wood	STARTING SYSTEM . . . . .	Two unit
FRONT TIRES . . . . .	34 x 4 1/2 inches	STARTER OPERATED . . . . .	Gear to fly wheel
REAR TIRES . . . . .	34 x 4 1/2 inches, anti-skid	LIGHTING SYSTEM . . . . .	Electric
SERVICE BRAKE . . . . .	Contracting on rear wheels	VOLTAGES . . . . .	Six
EMERGENCY BRAKE . . . . .	Expanding on rear wheels	WIRING SYSTEM . . . . .	Single
CYLINDERS . . . . .	Eight	GASOLINE SYSTEM . . . . .	Vacuum
HOW ARRANGED . . . . .	V type, 90 degrees	CLUTCH . . . . .	Dry multiple disc
CAST . . . . .	In fours	TRANSMISSION . . . . .	Selective sliding
HORSEPOWER . . . . .	33.8 (N.A.C.C. Rating)	GEAR CHANGES . . . . .	Three forward, one reverse
		DRIVE . . . . .	Spiral bevel
		REAR AXLE . . . . .	Three-quarters floating
		STEERING GEAR . . . . .	Worm and gear


In addition to above specifications, price includes top, top hood, speedometer, ammeter, voltmeter, tire pump, electric horn and demountable rims.



PEERLESS  
MOTOR CAR  
COMPANY

CLEVELAND, OHIO

Price . . . . .	\$3320
Touring . . . . .	2760
Roadster . . . . .	2760
Sedan . . . . .	3520
Sedan-Limousine . . . . .	3720



PEERLESS COUPE—56


COLOR . . . . .	Body, below belt, green; body and running gear, black	BORE AND STROKE . . . . .	3¼ x 5 inches
SEATING CAPACITY . . . . .	Four	LUBRICATION . . . . .	Full force feed
POSITION OF DRIVER . . . . .	Left side	RADIATOR . . . . .	Cellular
WHEELBASE . . . . .	125 inches	COOLING . . . . .	Water pump
GAUGE . . . . .	56 inches	IGNITION . . . . .	Storage battery
WHEELS . . . . .	Wood	STARTING SYSTEM . . . . .	Two unit
FRONT TIRES . . . . .	34 x 4½ inches	STARTER OPERATED . . . . .	Gear to fly wheel
REAR TIRES . . . . .	34 x 4½ inches, anti-skid	LIGHTING SYSTEM . . . . .	Electric
SERVICE BRAKE . . . . .	Contracting on rear wheels	VOLTAGES . . . . .	Six
EMERGENCY BRAKE . . . . .	Expanding on rear wheels	WIRING SYSTEM . . . . .	Single
CYLINDERS . . . . .	Eight	GASOLINE SYSTEM . . . . .	Vacuum
HOW ARRANGED . . . . .	V type, 90 degrees	CLUTCH . . . . .	Dry multiple disc
CAST . . . . .	In fours	TRANSMISSION . . . . .	Selective sliding
HORSEPOWER . . . . .	33.8 (N.A.C.C. Rating)	GEAR CHANGES . . . . .	Three forward, one reverse
		DRIVE . . . . .	Spiral bevel
		REAR AXLE . . . . .	Three-quarters floating
		STEERING GEAR . . . . .	Worm and gear

In addition to above specifications, price includes top, speedometer, ammeter, voltmeter, tire pump, electric horn and demountable rims.

PEERLESS  
MOTOR CAR  
COMPANY

CLEVELAND, OHIO

Price . . . . .	\$3520
Touring . . . . .	2760
Roadster . . . . .	2760
Coupe . . . . .	3320
Sedan-Limousine . . . . .	3720



PEERLESS SEDAN—56


COLOR . . . . .	Body, green below belt; body, fenders, etc., black	BORE AND STROKE . . . . .	3¼ x 5 inches
SEATING CAPACITY . . . . .	Seven	LUBRICATION . . . . .	Full force feed
POSITION OF DRIVER . . . . .	Left side	RADIATOR . . . . .	Cellular
WHEELBASE . . . . .	125 inches	COOLING . . . . .	Water pump
GAUGE . . . . .	56 inches	IGNITION . . . . .	Storage battery
WHEELS . . . . .	Wood	STARTING SYSTEM . . . . .	Two unit
FRONT TIRES . . . . .	34 x 4½ inches	STARTER OPERATED . . . . .	Gear to fly wheel
REAR TIRES . . . . .	34 x 4½ inches, anti-skid	LIGHTING SYSTEM . . . . .	Electric
SERVICE BRAKE . . . . .	Contracting on rear wheels	VOLTAGES . . . . .	Six
EMERGENCY BRAKE . . . . .	Expanding on rear wheels	WIRING SYSTEM . . . . .	Single
CYLINDERS . . . . .	Eight	GASOLINE SYSTEM . . . . .	Vacuum
HOW ARRANGED . . . . .	V type, 90 degrees	CLUTCH . . . . .	Dry multiple disc
CAST . . . . .	In fours	TRANSMISSION . . . . .	Selective sliding
HORSEPOWER . . . . .	33.8 (N.A.C.C. Rating)	GEAR CHANGES . . . . .	Three forward, one reverse
		DRIVE . . . . .	Spiral bevel
		REAR AXLE . . . . .	Three-quarters floating
		STEERING GEAR . . . . .	Worm and gear

In addition to above specifications, price includes top, windshield, speedometer, ammeter, voltmeter, tire pump, electric horn and demountable rims.

PEERLESS  
MOTOR CAR  
COMPANY

CLEVELAND, OHIO

Price . . . . . \$3720  
Touring . . . . . 2760  
Roadster . . . . . 2760  
Coupe . . . . . 3320  
Sedan . . . . . 3520



PEERLESS SEDAN-LIMOUSINE—56


COLOR . . . . .	Body, below belt, green; body and runninggear, black; wheels, white.	BORE AND STROKE . . . . .	3¼ x 5 inches
SEATING CAPACITY . . . . .	Seven	LUBRICATION . . . . .	Full force feed
POSITION OF DRIVER . . . . .	Left side	RADIATOR . . . . .	Cellular
WHEELBASE . . . . .	125 inches	COOLING . . . . .	Water pump
GAUGE . . . . .	56 inches	IGNITION . . . . .	Storage battery
WHEELS . . . . .	Wood	STARTING SYSTEM . . . . .	Two unit
FRONT TIRES . . . . .	34 x 4½ inches	STARTER OPERATED . . . . .	Gear to fly wheel
REAR TIRES . . . . .	34 x 4½ inches, anti-skid	LIGHTING SYSTEM . . . . .	Electric
SERVICE BRAKE . . . . .	Contracting on rear wheels	VOLTAGES . . . . .	Six
EMERGENCY BRAKE . . . . .	Expanding on rear wheels	WIRING SYSTEM . . . . .	Single
CYLINDERS . . . . .	Eight	GASOLINE SYSTEM . . . . .	Vacuum
HOW ARRANGED . . . . .	V type, 90 degrees	CLUTCH . . . . .	Dry multiple disc
CAST . . . . .	In fours	TRANSMISSION . . . . .	Selective sliding
HORSEPOWER . . . . .	33.8 (N.A.C.C. Rating)	GEAR CHANGES . . . . .	Three forward, one reverse
		DRIVE . . . . .	Spiral bevel
		REAR AXLE . . . . .	Three-quarters floating
		STEERING GEAR . . . . .	Worm and gear

In addition to above specifications, price includes speedometer, ammeter, voltmeter, tire pump, electric horn and demountable rims.

AUSTIN  
AUTOMOBILE  
COMPANY

GRAND RAPIDS  
MICHIGAN

Price . . . . \$5750  
Touring . . . . 4250  
Roadster . . . . 4250  
Sedan . . . . 5500



AUSTIN HIGHWAY KING TWELVE LIMOUSINE


COLOR . . . . .	Optional	BORE AND STROKE . . . . .	2 7/8 x 5 inches
SEATING CAPACITY . . . . .	Seven	LUBRICATION . . . . .	Full force feed
POSITION OF DRIVER . . . . .	Left side	RADIATOR . . . . .	Cellular
WHEELBASE . . . . .	142 inches	COOLING . . . . .	Water pump
GAUGE . . . . .	56 inches	IGNITION . . . . .	Storage battery
WHEELS . . . . .	Wood	STARTING SYSTEM . . . . .	Single unit
FRONT TIRES . . . . .	34 x 4 1/2 inches, anti-skid	STARTER OPERATED . . . . .	Gear to fly wheel
REAR TIRES . . . . .	34 x 4 1/2 inches, anti-skid	LIGHTING SYSTEM . . . . .	Electric
SERVICE BRAKE . . . . .	Expanding on rear wheels	VOLTAGES . . . . .	Six
EMERGENCY BRAKE . . . . .	Contracting on rear wheels	WIRING SYSTEM . . . . .	Single
CYLINDERS . . . . .	Twelve	GASOLINE SYSTEM . . . . .	Vacuum
HOW ARRANGED . . . . .	V type, 90 degrees	CLUTCH . . . . .	Dry multiple disc
CAST . . . . .	In threes	TRANSMISSION . . . . .	Selective sliding
HORSEPOWER . . . . .	39.68 (N.A.C.C. Rating)	GEAR CHANGES . . . . .	Six forward, two reverse
		DRIVE . . . . .	Spiral bevel
		REAR AXLE . . . . .	Two-speed, three- quarters floating
		STEERING GEAR . . . . .	Worm and nut

In addition to above specifications, price includes windshield, speedometer, ammeter, voltmeter, clock, tire pump, electric horn and demountable rims.

PREMIER  
MOTOR  
CORPORATION

INDIANAPOLIS  
INDIANA

Price . . . . .	\$2585
Four-Passenger Foursome . . . . .	2585
Seven-Passenger Limousine-Sedan . . . . .	3585



PREMIER TOURING—6-C

COLOR . . . . .	Body, maroon, or stone gray; chassis, jet black	BORE AND STROKE . . . . .	3 3/4 x 5 1/2 inches
SEATING CAPACITY . . . . .	Seven	LUBRICATION . . . . .	Force feed and splash
POSITION OF DRIVER . . . . .	Left side	RADIATOR . . . . .	Cellular
WHEELBASE . . . . .	125 1/2 inches	COOLING . . . . .	Water pump
GAUGE . . . . .	56 inches	IGNITION . . . . .	Storage battery
WHEELS . . . . .	Wood	STARTING SYSTEM . . . . .	Two unit
FRONT TIRES . . . . .	32 x 4 1/2 inches	STARTER OPERATED . . . . .	Gear to fly wheel
REAR TIRES . . . . .	32 x 4 1/2 inches, anti-skid	LIGHTING SYSTEM . . . . .	Electric
SERVICE BRAKE . . . . .	Contracting on rear wheels	VOLTAGES . . . . .	Six
EMERGENCY BRAKE . . . . .	Expanding on rear wheels	WIRING SYSTEM . . . . .	Single
CYLINDERS . . . . .	Six	GASOLINE SYSTEM . . . . .	Vacuum
HOW ARRANGED . . . . .	Vertically	CLUTCH . . . . .	Dry multiple disc
CAST . . . . .	En bloc	TRANSMISSION . . . . .	Selective sliding
HORSEPOWER . . . . .	27.34 (N.A.C.C. Rating)	GEAR CHANGES . . . . .	Three forward, one reverse
		DRIVE . . . . .	Spiral bevel
		REAR AXLE . . . . .	Semi-floating
		STEERING GEAR . . . . .	Worm and gear

In addition to above specifications, price includes top, top hood, windshield, speedometer, ammeter, electric horn, demountable rims, motometer, spotlight and C-H magnetic gear shift.

**P R E M I E R  
M O T O R  
C O R P O R A T I O N**

**I N D I A N A P O L I S  
I N D I A N A**

Price . . . . .	\$2585
Seven-Passenger Touring . . . . .	2585
Seven-Passenger Limousine Sedan . . . . .	3585




**P R E M I E R F O U R S O M E — 6 - C**

COLOR . . . . .	Body, maroon, or stone gray; chassis, jet black	BORE AND STROKE . . . . .	3 3/8 x 5 1/2 inches
SEATING CAPACITY . . . . .	Four	LUBRICATION . . . . .	Force feed and splash
POSITION OF DRIVER . . . . .	Left	RADIATOR . . . . .	Cellular
WHEELBASE . . . . .	125 1/2 inches	COOLING . . . . .	Water pump
GAUGE . . . . .	56 inches	IGNITION . . . . .	Storage battery
WHEELS . . . . .	Wood	STARTING SYSTEM . . . . .	Two unit
FRONT TIRES . . . . .	32 x 4 1/2 inches	STARTER OPERATED . . . . .	Gear to fly wheel
REAR TIRES . . . . .	32 x 4 1/2 inches, anti-skid	LIGHTING SYSTEM . . . . .	Electric
SERVICE BRAKE . . . . .	Contracting on rear wheels	VOLTAGES . . . . .	Six
EMERGENCY BRAKE . . . . .	Expanding on rear wheels	WIRING SYSTEM . . . . .	Single
CYLINDERS . . . . .	Six	GASOLINE SYSTEM . . . . .	Vacuum
HOW ARRANGED . . . . .	Vertically	CLUTCH . . . . .	Dry multiple disc
CAST . . . . .	En bloc	TRANSMISSION . . . . .	Selective sliding
HORSEPOWER . . . . .	27.34 (N.A.C.C. Rating)	GEAR CHANGES . . . . .	Three forward, one reverse
		DRIVE . . . . .	Spiral bevel
		REAR AXLE . . . . .	Semi-floating
		STEERING GEAR . . . . .	Worm and gear

In addition to above specifications, price includes top, top hood, windshield, speedometer, ammeter, electric horn, demountable rims, motometer, spotlight and C-H magnetic gear shift.

GEO. W. DAVIS  
MOTOR CAR  
COMPANY  
RICHMOND  
INDIANA

Price . . . . .	\$1685
6-I Chummy Roadster . . . . .	1685
6-L Four-Passenger . . . . .	1685
6-N Seven-Passenger Sedan . . . . .	2300
6-P Four-Passenger Coupe . . . . .	2300




---

DAVIS TOURING—6-H


---

COLOR . . . . .	Body, blue; chassis, black	LUBRICATION . . . . .	Splash with circulating pump
SEATING CAPACITY . . . . .	Seven	RADIATOR . . . . .	Cellular
POSITION OF DRIVER . . . . .	Left side	COOLING . . . . .	Water pump
WHEELBASE . . . . .	120 inches	IGNITION . . . . .	Storage battery
GAUGE . . . . .	56 inches	STARTING SYSTEM . . . . .	Two unit
WHEELS . . . . .	Wood	STARTER OPERATED . . . . .	Gear to fly wheel
FRONT TIRES . . . . .	34 x 4 inches	LIGHTING SYSTEM . . . . .	Electric
REAR TIRES . . . . .	34 x 4 inches	VOLTAGES . . . . .	Six
SERVICE BRAKE . . . . .	Contracting on rear axle	WIRING SYSTEM . . . . .	Single
EMERGENCY BRAKE . . . . .	Expanding on rear axle	GASOLINE SYSTEM . . . . .	Vacuum
CYLINDERS . . . . .	Six	CLUTCH . . . . .	Plate
HOW ARRANGED . . . . .	Vertically	TRANSMISSION . . . . .	Selective sliding
CAST . . . . .	En bloc	GEAR CHANGES . . . . .	Three forward, one reverse
HORSEPOWER . . . . .	25.35 (N.A.C.C. Rating)	DRIVE . . . . .	Spiral bevel
BORE AND STROKE . . . . .	3¼ x 4½ inches	REAR AXLE . . . . .	Three-quarters floating
		STEERING GEAR . . . . .	Worm and gear

In addition to above specifications, price includes top, top hood, windshield, speedometer, ammeter, voltmeter, clock, tire pump, electric horn and demountable rims.

**R O O T &  
VAN DERVOORT  
ENGINEERING  
C O M P A N Y**  
EAST MOLINE  
I L L I N O I S

Price . . . . .	\$2000
Five-Passenger Sedan . . . . .	2500
Four-Passenger Roadster . . . . .	2000
Touring Standard G 7-Passenger . . . . .	2250
Touring De Luxe G . . . . .	2500
Four-Passenger Roadster Standard . . . . .	2250
Four-Passenger Roadster De Luxe . . . . .	2500



**MOLINE-KNIGHT TOURING—L**

COLOR . . . . .	Dark cobalt blue	BORE AND STROKE . . . . .	3¾ x 5 inches
SEATING CAPACITY . . . . .	Five	LUBRICATION . . . . .	Full force feed
POSITION OF DRIVER . . . . .	Left side	RADIATOR . . . . .	Tubular
WHEELBASE . . . . .	118 inches	COOLING . . . . .	Thermo-syphon
GAUGE . . . . .	56 inches	IGNITION . . . . .	Storage battery
WHEELS . . . . .	Wood	STARTING SYSTEM . . . . .	Two unit
FRONT TIRES . . . . .	34 x 4 inches	STARTER OPERATED . . . . .	Gear to fly wheel
REAR TIRES . . . . .	34 x 4 inches, anti-skid	LIGHTING SYSTEM . . . . .	Electric
SERVICE BRAKE . . . . .	Contracting on rear axle	VOLTAGES . . . . .	Six
EMERGENCY BRAKE . . . . .	Expanding on rear axle	WIRING SYSTEM . . . . .	Single
CYLINDERS . . . . .	Four	GASOLINE SYSTEM . . . . .	Vacuum
HOW ARRANGED . . . . .	Vertically	CLUTCH . . . . .	Dry multiple disc
CAST . . . . .	En bloc	TRANSMISSION . . . . .	Selective sliding
HORSEPOWER . . . . .	22.5 (N.A.C.C. Rating)	GEAR CHANGES . . . . .	Three forward, one reverse
		DRIVE . . . . .	Spiral bevel
		REAR AXLE . . . . .	Semi-floating
		STEERING GEAR . . . . .	Screw and nut


In addition to above specifications, price includes top, top hood, windshield, speedometer, ammeter, tire pump, electric horn and demountable rims.



VELIE MOTORS  
CORPORATION

M O L I N E  
I L L I N O I S

Price . . . . . \$1975  
Seven-Passenger Touring . . . . . 1825




---

VELIE SPORT CAR—39

---


COLOR . . . . .	Blue or maroon	LUBRICATION . . . . .	Pump over and splash
SEATING CAPACITY . . . . .	Four	RADIATOR . . . . .	Cellular
POSITION OF DRIVER . . . . .	Left side	COOLING . . . . .	Water pump
WHEELBASE . . . . .	124 inches	IGNITION . . . . .	Storage battery
GAUGE . . . . .	56 inches	STARTING SYSTEM . . . . .	Two unit
WHEELS . . . . .	Wood	STARTER OPERATED . . . . .	Gear to fly wheel
FRONT TIRES . . . . .	33 x 4½ inches	LIGHTING SYSTEM . . . . .	Electric
REAR TIRES . . . . .	33 x 4½ inches, anti-skid	VOLTAGES . . . . .	Six
SERVICE BRAKE . . . . .	Contracting on rear wheels	WIRING SYSTEM . . . . .	Single
EMERGENCY BRAKE . . . . .	Expanding on rear wheels	GASOLINE SYSTEM . . . . .	Vacuum
CYLINDERS . . . . .	Six	CLUTCH . . . . .	Dry multiple disc
HOW ARRANGED . . . . .	Vertically	TRANSMISSION . . . . .	Selective sliding
CAST . . . . .	En bloc	GEAR CHANGES . . . . .	Four forward, one reverse
HORSEPOWER . . . . .	29.4 (N.A.C.C. Rating)	DRIVE . . . . .	Spiral bevel
BORE AND STROKE . . . . .	3½ x 5¼ inches	REAR AXLE . . . . .	Three-quarters floating
		STEERING GEAR . . . . .	Worm and gear

In addition to above specifications, price includes top, windshield, speedometer, ammeter, voltmeter, electric horn and demountable rims.

VELIE MOTORS  
CORPORATION

M O L I N E  
I L L I N O I S

Price . . . . .	\$1465
Four-Passenger Roadster . . . . .	1465
Two-Passenger Roadster . . . . .	1465
Sedan . . . . .	2025
Coupe . . . . .	2025
Cabriolet . . . . .	1925
Town Car . . . . .	2500



VELIE TOURING—38


COLOR . . . . .	Blue or maroon	LUBRICATION . . . . .	Pump over and splash
SEATING CAPACITY . . . . .	Five	RADIATOR . . . . .	Cellular
POSITION OF DRIVER . . . . .	Left side	COOLING . . . . .	Water pump
WHEELBASE . . . . .	115 inches	IGNITION . . . . .	Storage battery
GAUGE . . . . .	56 inches	STARTING SYSTEM . . . . .	Two unit
WHEELS . . . . .	Wood	STARTER OPERATED . . . . .	Gear to fly wheel
FRONT TIRES . . . . .	32 x 4 inches	LIGHTING SYSTEM . . . . .	Electric
REAR TIRES . . . . .	32 x 4 inches, anti-skid	VOLTAGES . . . . .	Six
SERVICE BRAKE . . . . .	Contracting on rear wheels	WIRING SYSTEM . . . . .	Single
EMERGENCY BRAKE . . . . .	Expanding on rear wheels	GASOLINE SYSTEM . . . . .	Vacuum
CYLINDERS . . . . .	Six	CLUTCH . . . . .	Dry multiple disc
HOW ARRANGED . . . . .	Vertically	TRANSMISSION . . . . .	Selective sliding
CAST . . . . .	En bloc	GEAR CHANGES . . . . .	Three forward, one reverse
HORSEPOWER . . . . .	25.35 (N.A.C.C. Rating)	DRIVE . . . . .	Spiral bevel
BORE AND STROKE . . . . .	3¼ x 4½ inches	REAR AXLE . . . . .	Three-quarters floating
		STEERING GEAR . . . . .	Worm and gear

In addition to above specifications, price includes top, top hood, windshield, speedometer, ammeter, voltmeter electric horn and demountable rims.

S I M P L E X  
A U T O M O B I L E  
C O M P A N Y

Price, Chassis \$7000

755 FIFTH AVENUE  
NEW YORK CITY



S I M P L E X - C R A N E L I M O U S I N E - 5


COLOR . . . . .	Optional	LUBRICATION . . . . .	Force feed
SEATING CAPACITY . . . . .	Seven	RADIATOR . . . . .	Cellular
POSITION OF DRIVER . . . . .	Left side	COOLING . . . . .	Water pump
WHEELBASE . . . . .	143½ inches	IGNITION . . . . .	High tension magneto and storage battery
GAUGE . . . . .	56 inches	STARTING SYSTEM . . . . .	Two unit
WHEELS . . . . .	Wire or Wood	STARTER OPERATED . . . . .	Gear to fly wheel
FRONT TIRES . . . . .	35 x 5 inches	LIGHTING SYSTEM . . . . .	Electric
REAR TIRES . . . . .	35 x 5 inches	VOLTAGES . . . . .	Twelve
SERVICE BRAKE . . . . .	Contracting on drive shaft	WIRING SYSTEM . . . . .	Double
EMERGENCY BRAKE . . . . .	Contracting on rear wheels	GASOLINE SYSTEM . . . . .	Pressure
CYLINDERS . . . . .	Six	CLUTCH . . . . .	Single plate in oil
HOW ARRANGED . . . . .	Vertically	TRANSMISSION . . . . .	Selective sliding
CAST . . . . .	In threes	GEAR CHANGES . . . . .	Four forward, one reverse
HORSEPOWER . . . . .	45.94 (N.A.C.C. Rating)	DRIVE . . . . .	Spiral bevel
BORE AND STROKE . . . . .	4¾ x 6¼ inches	REAR AXLE . . . . .	Full floating
		STEERING GEAR . . . . .	Worm and sector

In addition to above specifications, price includes speedometer, ammeter, voltmeter, clock, tire pump, electric horn and demountable rims.

C R O W -  
E L K H A R T  
M O T O R  
C O M P A N Y

E L K H A R T  
I N D I A N A

Price . . . . .	\$1095
C-E "32" Two-Passenger Roadster . . . . .	1095
C-E "34" De Luxe Four-Passenger Roadster . . . . .	1155
C-E "36" De Luxe Five-Passenger Touring . . . . .	1155
C-E Convertible Five-Passenger Sedan . . . . .	1445
C-E "46" Six-Cylinder Touring . . . . .	1295



CROW-ELKHART C-E "36" TOURING


COLOR . . . . .	Optional	LUBRICATION . . . . .	Pump over and splash
SEATING CAPACITY . . . . .	Five	RADIATOR . . . . .	Cellular
POSITION OF DRIVER . . . . .	Left side	COOLING . . . . .	Thermo-syphon
WHEELBASE . . . . .	115 inches	IGNITION . . . . .	Storage battery
GAUGE . . . . .	56 inches	STARTING SYSTEM . . . . .	Two unit
WHEELS . . . . .	Wood	STARTER OPERATED . . . . .	Gear to fly wheel
FRONT TIRES . . . . .	32 x 3½ inches	LIGHTING SYSTEM . . . . .	Electric
REAR TIRES . . . . .	32 x 3½ inches, anti-skid	VOLTAGES . . . . .	Six
SERVICE BRAKE . . . . .	Contracting on rear wheels	WIRING SYSTEM . . . . .	Single
EMERGENCY BRAKE . . . . .	Expanding on rear wheels	GASOLINE SYSTEM . . . . .	Vacuum
CYLINDERS . . . . .	Four	CLUTCH . . . . .	Dry multiple disc
HOW ARRANGED . . . . .	Vertically	TRANSMISSION . . . . .	Selective sliding
CAST . . . . .	En bloc	GEAR CHANGES . . . . .	Three forward, one reverse
HORSEPOWER . . . . .	19.6 (N.A.C.C. Rating)	DRIVE . . . . .	Plain bevel
BORE AND STROKE . . . . .	3½ x 5 inches	REAR AXLE . . . . .	Full floating
		STEERING GEAR . . . . .	Worm and gear

In addition to above specifications, price includes top, top hood, windshield, speedometer, ammeter, tire pump, electric horn and demountable rims.

C O L E  
M O T O R C A R  
C O M P A N Y

INDIANA POLIS  
I N D I A N A

Price . . . . .	\$2595
Roadster—871 . . . . .	2595
Sportster—872 . . . . .	2595
Tourcoupe—873 . . . . .	3795
Toursedan—874 . . . . .	3695
Toursedan—875 . . . . .	3595
Town Car—877 . . . . .	3795




COLE AERO-EIGHT TOURSTER—870

COLOR . . . . .	Cole deep blue	LUBRICATION . . . . .	Force feed
SEATING CAPACITY . . . . .	Seven	RADIATOR . . . . .	Cellular
POSITION OF DRIVER . . . . .	Left side	COOLING . . . . .	Water pump
WHEELBASE . . . . .	127 inches	IGNITION . . . . .	Storage battery
GAUGE . . . . .	56 inches	STARTING SYSTEM . . . . .	Two unit
WHEELS . . . . .	Wood	STARTER OPERATED . . . . .	Gear to fly wheel
FRONT TIRES . . . . .	33 x 5 inches	LIGHTING SYSTEM . . . . .	Electric
REAR TIRES . . . . .	33 x 5 inches	VOLTAGES . . . . .	Six
SERVICE BRAKE . . . . .	Contracting on rear axle drum	WIRING SYSTEM . . . . .	Single
EMERGENCY BRAKE . . . . .	Expanding on rear axle drum	GASOLINE SYSTEM . . . . .	Vacuum
CYLINDERS . . . . .	Eight	CLUTCH . . . . .	Cone
HOW ARRANGED . . . . .	V type, 90 degrees	TRANSMISSION . . . . .	Selective sliding
CAST . . . . .	In fours	GEAR CHANGES . . . . .	Three forward, one reverse
HORSEPOWER . . . . .	39.2 (N.A.C.C. Rating)	DRIVE . . . . .	Spiral bevel
BORE AND STROKE . . . . .	3½ x 4½ inches	REAR AXLE . . . . .	Full floating
		STEERING GEAR . . . . .	Worm and gear

In addition to above specifications, price includes top, top hood, windshield, speedometer, ammeter, voltmeter, clock, tire pump, electric horn and demountable rims.

C O L E  
M O T O R C A R  
C O M P A N Y  
INDIANAPOLIS  
I N D I A N A

Price . . . . . \$3695  
Tourster—870 . . . 2595  
Roadster—871 . . . 2595  
Sportster—872 . . . 2595  
Tourcoupe—873 . . . 3795  
Toursedan—875 . . . 3595  
Town Car—877 . . . 3795




---

COLE AERO-EIGHT TOURSEDAN—874

---


COLOR . . . . .	Cole deep blue	LUBRICATION . . . . .	Force feed
SEATING CAPACITY . . . . .	Seven	RADIATOR . . . . .	Cellular
POSITION OF DRIVER . . . . .	Left side	COOLING . . . . .	Water pump
WHEELBASE . . . . .	127 inches	IGNITION . . . . .	Storage battery
GAUGE . . . . .	56 inches	STARTING SYSTEM . . . . .	Two unit
WHEELS . . . . .	Wood	STARTER OPERATED . . . . .	Gear to fly wheel
FRONT TIRES . . . . .	33 x 5 inches	LIGHTING SYSTEM . . . . .	Electric
REAR TIRES . . . . .	33 x 5 inches	VOLTAGES . . . . .	Six
SERVICE BRAKE . . . . .	Contracting on rear axle drum	WIRING SYSTEM . . . . .	Single
EMERGENCY BRAKE . . . . .	Expanding on rear axle drum	GASOLINE SYSTEM . . . . .	Vacuum
CYLINDERS . . . . .	Eight	CLUTCH . . . . .	Cone
HOW ARRANGED . . . . .	V type, 90 degrees	TRANSMISSION . . . . .	Selective sliding
CAST . . . . .	In fours	GEAR CHANGES . . . . .	Three forward, one reverse
HORSEPOWER . . . . .	39.2 (N.A.C.C. Rating)	DRIVE . . . . .	Spiral bevel
BORE AND STROKE . . . . .	3½ x 4½ inches	REAR AXLE . . . . .	Full floating
		STEERING GEAR . . . . .	Worm and gear

In addition to above specifications, price includes windshield, speedometer, ammeter, voltmeter, clock, tire pump, electric horn and demountable rims.

ELKHART  
CARRIAGE AND  
MOTOR CAR  
COMPANY

ELKHART  
INDIANA

Price . . . . .	\$1175
Five-Passenger Touring . . . . .	1175
Five-Passenger Sedan . . . . .	1625



ELCAR SPORTSTER—H-FOUR


COLOR . . . . .	Body, olive green; running gear, black	BORE AND STROKE . . . . .	3 1/2 x 5 inches
SEATING CAPACITY . . . . .	Four	LUBRICATION . . . . .	Splash with circulating pump
POSITION OF DRIVER . . . . .	Left side	RADIATOR . . . . .	Cellular
WHEELBASE . . . . .	116 inches	COOLING . . . . .	Thermo-syphon
GAUGE . . . . .	56 inches	IGNITION . . . . .	Storage battery
WHEELS . . . . .	Wood	STARTING SYSTEM . . . . .	Two unit
FRONT TIRES . . . . .	32 x 3 1/2 inches	STARTER OPERATED . . . . .	Gear to fly wheel
REAR TIRES . . . . .	32 x 3 1/2 inches anti-skid	LIGHTING SYSTEM . . . . .	Electric
SERVICE BRAKE . . . . .	Contracting on rear wheels	VOLTAGES . . . . .	Six
EMERGENCY BRAKE . . . . .	Expanding on rear wheels	WIRING SYSTEM . . . . .	Single
CYLINDERS . . . . .	Four	GASOLINE SYSTEM . . . . .	Vacuum
HOW ARRANGED . . . . .	Vertically	CLUTCH . . . . .	Dry multiple disc
CAST . . . . .	En bloc	TRANSMISSION . . . . .	Selective sliding
HORSEPOWER . . . . .	19.6 (N.A.C.C. Rating)	GEAR CHANGES . . . . .	Three forward, one reverse
		DRIVE . . . . .	Spiral bevel
		REAR AXLE . . . . .	Full floating
		STEERING GEAR . . . . .	Worm and gear

In addition to above specifications, price includes top, top hood, windshield, speedometer, ammeter, voltmeter, tire pump, electric horn and demountable rims.

ELKHART  
CARRIAGE AND  
MOTOR CAR  
COMPANY

ELKHART  
INDIANA

Price . . . . .	\$1375
Four-Passenger Touring Roadster . . . . .	1375
Five-Passenger Sedan . . . . .	1795
Four-Passenger Sportster . . . . .	1375




ELCAR TOURING—D-SIX

COLOR . . . . .	Body, olive green; running gear, black	BORE AND STROKE . . . . .	3¼ x 4½ inches
SEATING CAPACITY . . . . .	Five	LUBRICATION . . . . .	Force feed and splash
POSITION OF DRIVER . . . . .	Left side	RADIATOR . . . . .	Cellular
WHEELBASE . . . . .	116 inches	COOLING . . . . .	Water pump
GAUGE . . . . .	56 inches	IGNITION . . . . .	Storage battery
WHEELS . . . . .	Wood	STARTING SYSTEM . . . . .	Two unit
FRONT TIRES . . . . .	33 x 4 inches	STARTER OPERATED . . . . .	Gear to fly wheel
REAR TIRES . . . . .	33 x 4 inches, anti-skid	LIGHTING SYSTEM . . . . .	Electric
SERVICE BRAKE . . . . .	Contracting on rear wheels	VOLTAGES . . . . .	Six
EMERGENCY BRAKE . . . . .	Expanding on rear wheels	WIRING SYSTEM . . . . .	Single
CYLINDERS . . . . .	Six	GASOLINE SYSTEM . . . . .	Vacuum
HOW ARRANGED . . . . .	Vertically	CLUTCH . . . . .	Dry plate
CAST . . . . .	En bloc	TRANSMISSION . . . . .	Selective sliding
HORSEPOWER . . . . .	25.35 (N.A.C.C. Rating)	GEAR CHANGES . . . . .	Three forward, one reverse
		DRIVE . . . . .	Spiral bevel
		REAR AXLE . . . . .	Full floating
		STEERING GEAR . . . . .	Worm and gear

In addition to above specifications, price includes top, top hood, windshield, speedometer, ammeter, voltmeter, tire pump, electric horn and demountable rims.






---

**HUPMOBILE ROADSTER—R**


---


COLOR . . . . .	Body, Hupmobile blue; hood, fenders and running gear, black	BORE AND STROKE . . . . .	3 1/4 x 5 1/2 inches
SEATING CAPACITY . . . . .	Two	LUBRICATION . . . . .	Force feed and splash
POSITION OF DRIVER . . . . .	Left side	RADIATOR . . . . .	Cellular
WHEELBASE . . . . .	112 inches	COOLING . . . . .	Thermo-syphon
GAUGE . . . . .	56 inches	IGNITION . . . . .	Storage battery
WHEELS . . . . .	Wood	STARTING SYSTEM . . . . .	Two unit
FRONT TIRES . . . . .	32 x 4 inches	STARTER OPERATED . . . . .	Gear to fly wheel
REAR TIRES . . . . .	32 x 4 inches, anti-skid	LIGHTING SYSTEM . . . . .	Electric
SERVICE BRAKE . . . . .	Contracting on rear wheels	VOLTAGES . . . . .	Six
EMERGENCY BRAKE . . . . .	Expanding on rear wheels	WIRING SYSTEM . . . . .	Single
CYLINDERS . . . . .	Four	GASOLINE SYSTEM . . . . .	Vacuum
HOW ARRANGED . . . . .	Vertically	CLUTCH . . . . .	Dry multiple disc
CAST . . . . .	En bloc	TRANSMISSION . . . . .	Selective sliding
HORSEPOWER . . . . .	16.9 (N.A.C.C. Rating)	GEAR CHANGES . . . . .	Three forward, one reverse
		DRIVE . . . . .	Spiral bevel
		REAR AXLE . . . . .	Three-quarters floating
		STEERING GEAR . . . . .	Screw and nut

In addition to above specifications, price includes top, top hood, windshield, speedometer, ammeter, oil gauge, electric horn and demountable rims.

H U P P  
MOTOR CAR  
CORPORATION

Price Upon Application

DETROIT  
MICHIGAN



HUPMOBILE TOURING—R


COLOR . . . . .	Body, Hupmobile blue; hood, fenders and running gear, black	BORE AND STROKE . . . . .	3 3/4 x 5 1/2 inches
SEATING CAPACITY . . . . .	Five	LUBRICATION . . . . .	Force feed and splash
POSITION OF DRIVER . . . . .	Left side	RADIATOR . . . . .	Cellular
WHEELBASE . . . . .	112 inches	COOLING . . . . .	Thermo-syphon
GAUGE . . . . .	56 inches	IGNITION . . . . .	Storage battery
WHEELS . . . . .	Wood	STARTING SYSTEM . . . . .	Two unit
FRONT TIRES . . . . .	32 x 4 inches	STARTER OPERATED . . . . .	Gear to fly wheel
REAR TIRES . . . . .	32 x 4 inches, anti-skid	LIGHTING SYSTEM . . . . .	Electric
SERVICE BRAKE . . . . .	Contracting on rear wheels	VOLTAGES . . . . .	Six
EMERGENCY BRAKE . . . . .	Expanding on rear wheels	WIRING SYSTEM . . . . .	Single
CYLINDERS . . . . .	Four	GASOLINE SYSTEM . . . . .	Vacuum
HOW ARRANGED . . . . .	Vertically	CLUTCH . . . . .	Dry multiple disc
CAST . . . . .	En bloc	TRANSMISSION . . . . .	Selective sliding
HORSEPOWER . . . . .	16.9 (N.A.C.C. Rating)	GEAR CHANGES . . . . .	Three forward, one reverse
		DRIVE . . . . .	Spiral bevel
		REAR AXLE . . . . .	Three-quarters floating
		STEERING GEAR . . . . .	Screw and nut

In addition to above specifications, price includes top, top hood, windshield, speedometer, ammeter, oil gauge, electric horn and demountable rims.

H U P P  
M O T O R C A R  
C O R P O R A T I O N

Price Upon Application

D E T R O I T  
M I C H I G A N




---

HUPMOBILE COUPE—R

---


COLOR . . . . .	Lower body, Hupmobile blue; upper body, hood, fenders and running gear, black	BORE AND STROKE . . . . .	3 1/4 x 5 1/2 inches
SEATING CAPACITY . . . . .	Four	LUBRICATION . . . . .	Force feed and splash
POSITION OF DRIVER . . . . .	Left side	RADIATOR . . . . .	Cellular
WHEELBASE . . . . .	112 inches	COOLING . . . . .	Thermo-syphon
GAUGE . . . . .	56 inches	IGNITION . . . . .	Storage battery
WHEELS . . . . .	Wood	STARTING SYSTEM . . . . .	Two unit
FRONT TIRES . . . . .	32 x 4 inches	STARTER OPERATED . . . . .	Gear to fly wheel
REAR TIRES . . . . .	32 x 4 inches, anti-skid	LIGHTING SYSTEM . . . . .	Electric
SERVICE BRAKE . . . . .	Contracting on rear wheels	VOLTAGES . . . . .	Six
EMERGENCY BRAKE . . . . .	Expanding on rear wheels	WIRING SYSTEM . . . . .	Single
CYLINDERS . . . . .	Four	GASOLINE SYSTEM . . . . .	Vacuum
HOW ARRANGED . . . . .	Vertically	CLUTCH . . . . .	Dry multiple disc
CAST . . . . .	En bloc	TRANSMISSION . . . . .	Selective sliding
HORSEPOWER . . . . .	16.9 (N.A.C.C. Rating)	GEAR CHANGES . . . . .	Three forward, one reverse
		DRIVE . . . . .	Spiral bevel
		REAR AXLE . . . . .	Three-quarters floating
		STEERING GEAR . . . . .	Screw and nut

In addition to above specifications, price includes top, top hood, windshield, speedometer, ammeter, oil gauge, electric horn and demountable rims.

H U P P  
MOTOR CAR  
CORPORATION

Price Upon Application

D E T R O I T  
M I C H I G A N




HUPMOBILE SEDAN—R

COLOR . . . . .	Lower body, Hupmobile blue; upper body, hood, fenders and running gear, black	BORE AND STROKE . . . . .	3 1/4 x 5 1/2 inches
SEATING CAPACITY	Five	LUBRICATION . . . . .	Force feed and splash
POSITION OF DRIVER	Left side	RADIATOR . . . . .	Cellular
WHEELBASE . . . . .	112 inches	COOLING . . . . .	Thermo-syphon
GAUGE . . . . .	56 inches	IGNITION . . . . .	Storage battery
WHEELS . . . . .	Wood	STARTING SYSTEM . . . . .	Two unit
FRONT TIRES . . . . .	32 x 4 inches	STARTER OPERATED . . . . .	Gear to fly wheel
REAR TIRES . . . . .	32 x 4 inches, anti-skid	LIGHTING SYSTEM . . . . .	Electric
SERVICE BRAKE . . . . .	Contracting on rear wheels	VOLTAGES . . . . .	Six
EMERGENCY BRAKE . . . . .	Expanding on rear wheels	WIRING SYSTEM . . . . .	Single
CYLINDERS . . . . .	Four	GASOLINE SYSTEM . . . . .	Vacuum
HOW ARRANGED . . . . .	Vertically	CLUTCH . . . . .	Dry multiple disc
CAST . . . . .	En bloc	TRANSMISSION . . . . .	Selective sliding
HORSEPOWER . . . . .	16.9 (N.A.C.C. Rating)	GEAR CHANGES . . . . .	Three forward, one reverse
		DRIVE . . . . .	Spiral bevel
		REAR AXLE . . . . .	Three-quarters floating
		STEERING GEAR . . . . .	Screw and nut

In addition to above specifications, price includes stormcrown ventilating windshield, speedometer, ammeter, oil gauge, electric horn and demountable rims.

AUBURN  
AUTOMOBILE  
COMPANY

AUBURN  
INDIANA




---

AUBURN TOURING—6-39 H FIVE-PASSENGER

---


COLOR . . . . .	Royal blue	LUBRICATION . . . . .	Force feed and splash
SEATING CAPACITY . . .	Five	RADIATOR . . . . .	Cellular
POSITION OF DRIVER . .	Left side	COOLING . . . . .	Water pump
WHEELBASE . . . . .	120 inches	IGNITION . . . . .	Storage battery
GAUGE . . . . .	56 inches	STARTING SYSTEM . . . .	Two unit
WHEELS . . . . .	Wood	STARTER OPERATED . . . .	Gear to fly wheel
FRONT TIRES . . . . .	34 x 4 inches	LIGHTING SYSTEM . . . .	Electric
REAR TIRES . . . . .	34 x 4 inches, anti-skid	VOLTAGES . . . . .	Six
SERVICE BRAKE . . . . .	Contracting on rear wheels	WIRING SYSTEM . . . . .	Single
EMERGENCY BRAKE . . .	Expanding on rear wheels	GASOLINE SYSTEM . . . .	Vacuum
CYLINDERS . . . . .	Six	CLUTCH . . . . .	Dry disc
HOW ARRANGED . . . . .	Vertically	TRANSMISSION . . . . .	Selective sliding
CAST . . . . .	En bloc	GEAR CHANGES . . . . .	Three forward one reverse
HORSEPOWER . . . . .	25.35 (N.A.C.C. Rating)	DRIVE . . . . .	Spiral bevel
BORE AND STROKE . . . .	3¼ x 4¼ inches	REAR AXLE . . . . .	Three-quarters floating
		STEERING GEAR . . . . .	Worm and nut

In addition to above specifications, price includes top, top hood, windshield, speedometer, ammeter, tire pump, electric horn, demountable rims and rebound snubbers.

AUBURN  
AUTOMOBILE  
COMPANY

Price, \$1595

AUBURN  
INDIANA



AUBURN TOURIST—6-39 K FOUR-PASSENGER


COLOR . . . . .	Royal blue	LUBRICATION . . . . .	Force feed and splash
SEATING CAPACITY. . .	Four	RADIATOR . . . . .	Cellular
POSITION OF DRIVER	Left side	COOLING . . . . .	Water pump
WHEELBASE . . . . .	120 inches	IGNITION . . . . .	Storage battery
GAUGE . . . . .	56 inches	STARTING SYSTEM . . .	Two unit
WHEELS . . . . .	Wood	STARTER OPERATED . .	Gear to fly wheel
FRONT TIRES . . . . .	34 x 4 inches	LIGHTING SYSTEM . . .	Electric
REAR TIRES . . . . .	34 x 4 inches, anti-skid	VOLTAGES . . . . .	Six
SERVICE BRAKE . . . .	Contracting on rear wheels	WIRING SYSTEM . . . .	Single
EMERGENCY BRAKE . .	Expanding on rear wheels	GASOLINE SYSTEM . . .	Vacuum
CYLINDERS . . . . .	Six	CLUTCH . . . . .	Dry disc
HOW ARRANGED . . . .	Vertically	TRANSMISSION . . . . .	Selective sliding
CAST . . . . .	En bloc	GEAR CHANGES . . . .	Three forward, one reverse
HORSEPOWER . . . . .	25.35 (N.A.C.C. Rating)	DRIVE . . . . .	Spiral bevel
BORE AND STROKE . . .	3½ x 4½ inches	REAR AXLE . . . . .	Three-quarters floating
		STEERING GEAR . . . . .	Worm and nut

In addition to above specifications, price includes top, top hood, windshield, speedometer, ammeter, tire pump, electric horn, demountable rims and rebound snubbers.

JORDAN  
MOTOR CAR  
COMPANY

CLEVELAND, OHIO

Suburban . . . . .	} Prices Upon Appli- cation
Sport Marine . . . . .	
Town Sedan . . . . .	
Brougham . . . . .	
Town Car . . . . .	
Limousine . . . . .	



JORDAN SUBURBAN SEVEN


COLOR . . . . .	Body, blue or green; running gear, black	BORE AND STROKE . . . . .	3½ x 5¼ inches
SEATING CAPACITY . . . . .	Seven	LUBRICATION . . . . .	Force feed and splash
POSITION OF DRIVER . . . . .	Left side	RADIATOR . . . . .	Cellular
WHEELBASE . . . . .	127 inches	COOLING . . . . .	Water pump
GAUGE . . . . .	56 inches	IGNITION . . . . .	Storage battery
WHEELS . . . . .	Wood	STARTING SYSTEM . . . . .	Two unit
FRONT TIRES . . . . .	32 x 4 inches, anti-skid	STARTER OPERATED . . . . .	Gear to fly wheel
REAR TIRES . . . . .	32 x 4 inches, anti-skid	LIGHTING SYSTEM . . . . .	Electric
SERVICE BRAKE . . . . .	Contracting on rear wheels	VOLTAGES . . . . .	Six
EMERGENCY BRAKE . . . . .	Expanding on rear wheels	WIRING SYSTEM . . . . .	Single
CYLINDERS . . . . .	Six	GASOLINE SYSTEM . . . . .	Vacuum
CAST . . . . .	En bloc	CLUTCH . . . . .	Plate
HORSEPOWER . . . . .	29.4 (N.A.C.C. Rating)	TRANSMISSION . . . . .	Selective sliding
		GEAR CHANGES . . . . .	Three forward, one reverse
		DRIVE . . . . .	Spiral bevel
		REAR AXLE . . . . .	Semi-floating
		STEERING GEAR . . . . .	Worm and gear

In addition to above specifications, price includes top, top hood, windshield, speedometer, ammeter, clock, electric horn and demountable rims.

LEXINGTON  
MOTOR  
COMPANY

CONNERSVILLE  
INDIANA

Price . . . . .	\$1785
Tourabout . . . . .	1785
Convertible Sedan . . . . .	1985
Coupelet . . . . .	2450
Sedanette . . . . .	2550
Coupe . . . . .	2650
Salon Sedan . . . . .	2750
Limousine-Brougham . . . . .	3250



LEXINGTON TOURING—R-19

COLOR . . . . .	Body and wheels, maroon; chassis, black	BORE AND STROKE . . . . .	3¼ x 4½ inches
SEATING CAPACITY . . . . .	Five, with two auxiliary seats	LUBRICATION . . . . .	Splash with circulating pump
POSITION OF DRIVER . . . . .	Left side	RADIATOR . . . . .	Cellular
WHEELBASE . . . . .	122 inches	COOLING . . . . .	Water pump
GAUGE . . . . .	56 inches	IGNITION . . . . .	Storage battery
WHEELS . . . . .	Wood	STARTING SYSTEM . . . . .	Single unit
FRONT TIRES . . . . .	34 x 4 inches	STARTER OPERATED . . . . .	Gear to fly wheel
REAR TIRES . . . . .	34 x 4 inches, anti-skid	LIGHTING SYSTEM . . . . .	Electric
SERVICE BRAKE . . . . .	Expanding on rear wheels	VOLTAGES . . . . .	Six
EMERGENCY BRAKE . . . . .	Contracting on front universal joint	WIRING SYSTEM . . . . .	Single
CYLINDERS . . . . .	Six	GASOLINE SYSTEM . . . . .	Vacuum
HOW ARRANGED . . . . .	Vertically	CLUTCH . . . . .	Dry disc
CAST . . . . .	En bloc	TRANSMISSION . . . . .	Selective sliding
HORSEPOWER . . . . .	25.35 (N.A.C.C. Rating)	GEAR CHANGES . . . . .	Three forward, one reverse
		DRIVE . . . . .	Spiral bevel
		REAR AXLE . . . . .	Full floating
		STEERING GEAR . . . . .	Worm and gear

In addition to above specifications, price includes top, top hood, windshield, speedometer, ammeter, tire pump, electric horn and demountable rims.



HACKETT  
MOTOR CAR  
COMPANY

GRAND RAPIDS  
MICHIGAN

Five-Passenger Touring . . .	} Prices Upon Appli- cation
Two-Passenger Roadster . . .	
Three-Passenger Roadster . . .	
Five-Passenger All-Seasons . . .	




---

HACKETT FOUR TOURING—A. L.

---


COLOR . . . . .	Blue, brown or red	LUBRICATION . . . . .	Force feed and splash
SEATING CAPACITY . . . . .	Five	RADIATOR . . . . .	Tubular
POSITION OF DRIVER . . . . .	Left side	COOLING . . . . .	Thermo-syphon
WHEELBASE . . . . .	112 inches	IGNITION . . . . .	Storage battery
GAUGE . . . . .	56 inches	STARTING SYSTEM . . . . .	Two unit
WHEELS . . . . .	Wood	STARTER OPERATED . . . . .	Gear to fly wheel
FRONT TIRES . . . . .	32 x 3½ inches	LIGHTING SYSTEM . . . . .	Electric
REAR TIRES . . . . .	32 x 3½ inches, anti-skid	VOLTAGES . . . . .	Six to eight
SERVICE BRAKE . . . . .	Contracting on rear wheels	WIRING SYSTEM . . . . .	Single
EMERGENCY BRAKE . . . . .	Expanding on rear wheels	GASOLINE SYSTEM . . . . .	Vacuum
CYLINDERS . . . . .	Four	CLUTCH . . . . .	Dry multiple disc
HOW ARRANGED . . . . .	Vertically	TRANSMISSION . . . . .	Selective sliding
CAST . . . . .	En bloc	GEAR CHANGES . . . . .	Three forward, one reverse
HORSEPOWER . . . . .	22.5 (N.A.C.C. Rating)	DRIVE . . . . .	Plain bevel
BORE AND STROKE . . . . .	3¾ x 4¼ inches	REAR AXLE . . . . .	Semi-floating
		STEERING GEAR . . . . .	Worm and nut

In addition to above specifications, price includes top, top hood, windshield, speedometer, ammeter, tire pump, electric horn and demountable rims.

**D O R T  
M O T O R C A R  
C O M P A N Y**

FLINT, MICHIGAN

Price . . . . .	\$925
Sedan—11-S . . . . .	1355
Sedanet—11-T . . . . .	1090
Coupe—8-C . . . . .	1355
Roadster—8 . . . . .	925



**DORT TOURING—11**

COLOR . . . . .	Dort green	LUBRICATION . . . . .	Splash with circulating pump
SEATING CAPACITY . . . . .	Five	RADIATOR . . . . .	Cellular
POSITION OF DRIVER . . . . .	Left side	COOLING . . . . .	Thermo-syphon
WHEELBASE . . . . .	105½ inches	IGNITION . . . . .	Storage battery
GAUGE . . . . .	55 inches	STARTING SYSTEM . . . . .	Two unit
WHEELS . . . . .	Wood	STARTER OPERATED . . . . .	Gear to fly wheel
FRONT TIRES . . . . .	30 x 3½ inches	LIGHTING SYSTEM . . . . .	Electric
REAR TIRES . . . . .	30 x 3½ inches, anti-skid	VOLTAGES . . . . .	Six
SERVICE BRAKE . . . . .	Contracting on rear wheels	WIRING SYSTEM . . . . .	Single
EMERGENCY BRAKE . . . . .	Expanding on rear wheels	GASOLINE SYSTEM . . . . .	Gravity
CYLINDERS . . . . .	Four	CLUTCH . . . . .	Cone
HOW ARRANGED . . . . .	Vertically	TRANSMISSION . . . . .	Selective sliding
CAST . . . . .	En bloc	GEAR CHANGES . . . . .	Three forward, one reverse
HORSEPOWER . . . . .	19.6 (N.A.C.C. Rating)	DRIVE . . . . .	Plain bevel
BORE AND STROKE . . . . .	3½ x 5 inches	REAR AXLE . . . . .	Three-quarters floating
		STEERING GEAR . . . . .	Screw and nut


In addition to above specifications, price includes top, top hood, windshield, speedometer, ammeter, tire pump, electric horn and demountable rims.

PACKARD  
MOTOR CAR  
COMPANY

DETROIT  
MICHIGAN

Seven-Passenger Salon Touring  
Seven-Passenger Limousine  
Seven-Passenger Landaulet  
Seven-Passenger Brougham  
Seven-Passenger Imperial Li-  
mousine  
Chassis

Prices  
Upon  
Applica-  
tion




PACKARD TOURING—3-35

COLOR . . . . .	Body and door panels, Packard blue striped with cream yellow; moulding, black; wheels, cream yellow striped with black	HORSEPOWER . . . . .	43.2 (N.A.C.C. Rating)
SEATING CAPACITY . . . . .	Seven	BORE AND STROKE . . . . .	3 x 5 inches
POSITION OF DRIVER . . . . .	Left side	LUBRICATION . . . . .	Force feed
WHEELBASE . . . . .	136 inches	RADIATOR . . . . .	Cellular
GAUGE . . . . .	56 inches	COOLING . . . . .	Water pump
WHEELS . . . . .	Wood	IGNITION . . . . .	Storage battery and generator
FRONT TIRES . . . . .	35 x 5 inches	STARTING SYSTEM . . . . .	Two unit
REAR TIRES . . . . .	35 x 5 inches	STARTER OPERATED . . . . .	Gear to fly wheel
SERVICE BRAKE . . . . .	Contracting on rear wheels	LIGHTING SYSTEM . . . . .	Electric
EMERGENCY BRAKE . . . . .	Expanding on rear wheels	VOLTAGES . . . . .	Six to eight
CYLINDERS . . . . .	Twelve	WIRING SYSTEM . . . . .	Single
HOW ARRANGED . . . . .	V type, 60 degrees	GASOLINE SYSTEM . . . . .	Pressure
CAST . . . . .	In sixes	CLUTCH . . . . .	Dry multiple disc
		TRANSMISSION . . . . .	Selective sliding
		GEAR CHANGES . . . . .	Three forward, one reverse
		DRIVE . . . . .	Worm bevel
		REAR AXLE . . . . .	Semi-floating
		STEERING GEAR . . . . .	Worm and nut

In addition to above specifications, price includes top, top hood, windshield, speedometer, ammeter, clock, tire pump, electric horn and demountable rims.

INTER-STATE  
MOTOR  
COMPANY  
MUNCIE  
INDIANA

Five-Passenger Touring . . . Prices  
Four-Passenger Roadster . . . Upon  
Two-Passenger Roadster . . . Appli-  
800-Pound Delivery Wagon . . . cation



INTER-STATE TOURING—T-19


COLOR . . . . .	Blue	LUBRICATION . . . . .	Splash with circu- lating pump
SEATING CAPACITY .	Five	RADIATOR . . . . .	Cellular
POSITION OF DRIVER.	Left side	COOLING . . . . .	Thermo-syphon
WHEELBASE . . . . .	114 inches	IGNITION . . . . .	Storage battery
GAUGE . . . . .	56 inches	STARTING SYSTEM .	Two unit
WHEELS . . . . .	Wood	STARTER OPERATED .	Gear to fly wheel
FRONT TIRES . . . .	33 x 4 inches	LIGHTING SYSTEM .	Electric
REAR TIRES . . . . .	33 x 4 inches, anti-skid	VOLTAGES . . . . .	Six
SERVICE BRAKE . . .	Contracting on rear wheels	WIRING SYSTEM . .	Single
EMERGENCY BRAKE .	Expanding on rear wheels	GASOLINE SYSTEM .	Gravity
CYLINDERS . . . . .	Four	CLUTCH . . . . .	Cone
HOW ARRANGED . . .	Vertically	TRANSMISSION . . .	Selective sliding
CAST . . . . .	En bloc	GEAR CHANGES . .	Three forward, one reverse
HORSEPOWER . . . .	19.6 (N.A.C.C. Rating)	DRIVE . . . . .	Bevel
BORE AND STROKE .	3½ x 5 inches	REAR AXLE . . . . .	Three quarters floating
		STEERING GEAR . . .	Worm and gear

In addition to above specifications, price includes top, top hood, windshield, speedometer, ammeter, clock, tire pump, electric horn and demountable rims.

CHEVROLET  
MOTOR  
COMPANY

BROADWAY  
AT 57th STREET  
NEW YORK CITY

Price . . . . .	\$735
"Four-Ninety" Roadster . . . . .	715
"Four-Ninety" Coupe . . . . .	1110
"Four-Ninety" Sedan . . . . .	1185
"Four-Ninety" Chassis . . . . .	685



CHEVROLET "FOUR-NINETY" TOURING


COLOR . . . . .	Black	BORE AND STROKE . . . . .	3 $\frac{1}{4}$ x 4 inches
SEATING CAPACITY . . . . .	Five	LUBRICATION . . . . .	Full splash
POSITION OF DRIVER . . . . .	Left side	RADIATOR . . . . .	Cellular
WHEELBASE . . . . .	102 inches	COOLING . . . . .	Water pump
GAUGE . . . . .	56 inches	IGNITION . . . . .	Storage battery
WHEELS . . . . .	Wood	STARTING SYSTEM . . . . .	Two unit
FRONT TIRES . . . . .	30 x 3 $\frac{1}{2}$ inches, anti-skid	STARTER OPERATED . . . . .	Gear to fly wheel
REAR TIRES . . . . .	30 x 3 $\frac{1}{2}$ inches, anti-skid	LIGHTING SYSTEM . . . . .	Electric
SERVICE BRAKE . . . . .	Contracting on rear wheels	VOLTAGES . . . . .	Six
EMERGENCY BRAKE . . . . .	Expanding on rear wheels	WIRING SYSTEM . . . . .	Single
CYLINDERS . . . . .	Four	GASOLINE SYSTEM . . . . .	Gravty
HOW ARRANGED . . . . .	Vertically	CLUTCH . . . . .	Cone
CAST . . . . .	En bloc	TRANSMISSION . . . . .	Selective sliding
HORSEPOWER . . . . .	21.75 (N.A.C.C. Rating)	GEAR CHANGES . . . . .	Three forward, one reverse
		DRIVE . . . . .	Plain bevel
		REAR AXLE . . . . .	Three-quarters floating
		STEERING GEAR . . . . .	Spur and gear

In addition to above specifications, price includes top, top hood, wind-  
shield, speedometer, ammeter, electric horn and demountable rims.

CHEVROLET  
MOTOR  
COMPANY

BROADWAY  
AT 57th STREET  
NEW YORK CITY

Price . . . . . \$1185  
Four-Ninety Coupe . . . . . 1110



CHEVROLET "FOUR-NINETY" SEDAN


COLOR . . . . .	Black	BORE AND STROKE	3 $\frac{1}{4}$ x 4 inches
SEATING CAPACITY .	Five	LUBRICATION . . . . .	Full splash
POSITION OF DRIVER	Left side	RADIATOR . . . . .	Cellular
WHEELBASE . . . . .	102 inches	COOLING . . . . .	Water pump
GAUGE . . . . .	56 inches	IGNITION . . . . .	Storage battery
WHEELS . . . . .	Wood	STARTING SYSTEM . . .	Two unit
FRONT TIRES . . . . .	31 x 4 inches, anti-skid	STARTER OPERATED . .	Gear to fly wheel
REAR TIRES . . . . .	31 x 4 inches, anti-skid	LIGHTING SYSTEM . . .	Electric
SERVICE BRAKE . . .	Contracting on rear wheels	VOLTAGES . . . . .	Six
EMERGENCY BRAKE .	Expanding on rear wheels	WIRING SYSTEM . . . .	Single
CYLINDERS . . . . .	Four	GASOLINE SYSTEM . . .	Vacuum
HOW ARRANGED . . .	Vertically	CLUTCH . . . . .	Cone
CAST . . . . .	En bloc	TRANSMISSION . . . . .	Selective sliding
HORSEPOWER . . . . .	21.75 (N.A.C.C. Rating)	GEAR CHANGES . . . .	Three forward, one reverse
		DRIVE . . . . .	Plain bevel
		REAR AXLE . . . . .	Three-quarters floating
		STEERING GEAR . . . . .	Spur and gear

In addition to above specifications, price includes windshield, speedometer, ammeter, electric horn and demountable rims.

CHEVROLET  
MOTOR  
COMPANY

BROADWAY  
AT 57th STREET  
NEW YORK CITY

Price . . . . . \$1135  
F-B Roadster . . . . . 1110  
F-B Sedan . . . . . 1685



CHEVROLET TOURING—F-B


COLOR . . . . .	Body, green; running gear, black	LUBRICATION . . . . .	Full splash with circulating pump
SEATING CAPACITY . . . . .	Five	RADIATOR . . . . .	Cellular
POSITION OF DRIVER . . . . .	Left side	COOLING . . . . .	Water pump
WHEELBASE . . . . .	110 inches	IGNITION . . . . .	Storage battery
GAUGE . . . . .	56 inches	STARTING SYSTEM . . . . .	Two unit
WHEELS . . . . .	Wood	STARTER OPERATED . . . . .	Gear to fly wheel
FRONT TIRES . . . . .	33 x 4 inches, plain	LIGHTING SYSTEM . . . . .	Electric
REAR TIRES . . . . .	33 x 4 inches, anti-skid	VOLTAGES . . . . .	Six
SERVICE BRAKE . . . . .	Contracting on rear wheels	WIRING SYSTEM . . . . .	Single
EMERGENCY BRAKE . . . . .	Expanding on rear wheels	GASOLINE SYSTEM . . . . .	Vacuum
CYLINDERS . . . . .	Four	CLUTCH . . . . .	Cone
HOW ARRANGED . . . . .	Vertically	TRANSMISSION . . . . .	Selective sliding
CAST . . . . .	En bloc	GEAR CHANGES . . . . .	Three forward, one reverse
HORSEPOWER . . . . .	21.75 (N.A.C.C. Rating)	DRIVE . . . . .	Spiral bevel
BORE AND STROKE . . . . .	3 $\frac{1}{8}$ x 5 $\frac{1}{4}$ inches	REAR AXLE . . . . .	Three-quarters floating
		STEERING GEAR . . . . .	Worm and gear

In addition to above specifications, price includes top, top hood, windshield, speedometer, ammeter, electric horn and demountable rims.

K I N G  
M O T O R C A R  
C O M P A N Y

D E T R O I T  
M I C H I G A N

Price . . . . . \$2350  
Seven-Passenger Touring . . . . . 2150  
Seven-Passenger Sedan . . . . . 2950



KING EIGHT FOURSOME—F

COLOR . . . . .	Body, coach painter's green or blue; running gear, black	BORE AND STROKE . . . . .	3 x 5 inches
SEATING CAPACITY . . . . .	Four	LUBRICATION . . . . .	Force feed
POSITION OF DRIVER . . . . .	Left side	RADIATOR . . . . .	Cellular
WHEELBASE . . . . .	120 inches	COOLING . . . . .	Thermo-syphon
GAUGE . . . . .	56 inches	IGNITION . . . . .	Storage battery
WHEELS . . . . .	Wire	STARTING SYSTEM . . . . .	Two unit
FRONT TIRES . . . . .	32 x 4½ inches	STARTER OPERATED . . . . .	Gear to fly wheel
REAR TIRES . . . . .	32 x 4½ inches anti-skid	LIGHTING SYSTEM . . . . .	Electric
SERVICE BRAKE . . . . .	Contracting on rear wheels	VOLTAGES . . . . .	Six
EMERGENCY BRAKE . . . . .	Expanding on rear wheels	WIRING SYSTEM . . . . .	Single
CYLINDERS . . . . .	Eight	GASOLINE SYSTEM . . . . .	Vacuum
HOW ARRANGED . . . . .	V type, 90 degrees	CLUTCH . . . . .	Dry plate
CAST . . . . .	Four en bloc	TRANSMISSION . . . . .	Selective sliding
HORSEPOWER . . . . .	28.8 (N.A.C.C. Rating)	GEAR CHANGES . . . . .	Three forward, one reverse
		DRIVE . . . . .	Spiral bevel
		REAR AXLE . . . . .	Full floating
		STEERING GEAR . . . . .	Screw and nut


In addition to above specifications, price includes top, top hood, windshield, speedometer, ammeter, voltmeter, motor driven tire pump, electric horn and demountable rims.



STUTZ MOTOR  
CAR COMPANY  
OF AMERICA  
INCORPORATED

INDIANAPOLIS  
I N D I A N A

Price . . . . .	\$2750
Two-Passenger Roadster . . . . .	2750
Four-Passenger Close Coupled . . . . .	2850
Six-Passenger Touring . . . . .	2850



STUTZ BEARCAT—SERIES G


COLOR . . . . .	Elephant gray, red or beaver brown	LUBRICATION . . . . .	Force feed and splash
SEATING CAPACITY . . . . .	Two	RADIATOR . . . . .	Cellular
POSITION OF DRIVER . . . . .	Right side	COOLING . . . . .	Water pump
WHEELBASE . . . . .	120 inches	IGNITION . . . . .	Double distributor
GAUGE . . . . .	56 inches	STARTING SYSTEM . . . . .	Two unit
WHEELS . . . . .	Wire	STARTER OPERATED . . . . .	Gear to fly wheel
FRONT TIRES . . . . .	32 x 4½ inches	LIGHTING SYSTEM . . . . .	Electric
REAR TIRES . . . . .	32 x 4½ inches	VOLTAGES . . . . .	Twelve
SERVICE BRAKE . . . . .	Expanding on rear wheels	WIRING SYSTEM . . . . .	Double
EMERGENCY BRAKE . . . . .	Expanding on rear wheels	GASOLINE SYSTEM . . . . .	Pressure
CYLINDERS . . . . .	Four—16 valves	CLUTCH . . . . .	Cone
HOW ARRANGED . . . . .	Vertically	TRANSMISSION . . . . .	Selective sliding
CAST . . . . .	En bloc	GEAR CHANGES . . . . .	Three forward, one reverse
HORSEPOWER . . . . .	30.63 (N.A.C.C. Rating)	DRIVE . . . . .	Spiral bevel
BORE AND STROKE . . . . .	4¾ x 6 inches	REAR AXLE . . . . .	Three-quarters floating
		STEERING GEAR . . . . .	Worm and gear

In addition to above specifications, price includes top, top hood, windshield, speedometer, ammeter, electric horn, extra wire wheel and spot-light.

STUTZ MOTOR  
CAR COMPANY  
OF AMERICA  
INCORPORATED

INDIANAPOLIS  
I N D I A N A

Price . . . . .	\$2850
Two-Passenger Roadster . . . . .	2750
Four-Passenger Close Coupled . . . . .	2850
Bearcat . . . . .	2750




STUTZ SIX-PASSENGER TOURING—SERIES G

COLOR . . . . .	Elephant gray, maroon or blue	LUBRICATION . . . . .	Force feed and splash
SEATING CAPACITY . . . . .	Six	RADIATOR . . . . .	Cellular
POSITION OF DRIVER . . . . .	Right side	COOLING . . . . .	Water pump
WHEELBASE . . . . .	130 inches	IGNITION . . . . .	Double distributor
GAUGE . . . . .	56 inches	STARTING SYSTEM . . . . .	Two unit
WHEELS . . . . .	Wire	STARTER OPERATED . . . . .	Gear to fly wheel
FRONT TIRES . . . . .	32 x 4½ inches,	LIGHTING SYSTEM . . . . .	Electric
REAR TIRES . . . . .	32 x 4½ inches,	VOLTAGES . . . . .	Twelve
SERVICE BRAKE . . . . .	Expanding on rear wheels	WIRING SYSTEM . . . . .	Double
EMERGENCY BRAKE . . . . .	Expanding on rear wheels	GASOLINE SYSTEM . . . . .	Pressure
CYLINDERS . . . . .	Four—16 valves	CLUTCH . . . . .	Cone
HOW ARRANGED . . . . .	Vertically	TRANSMISSION . . . . .	Selective sliding
CAST . . . . .	En bloc	GEAR CHANGES . . . . .	Three forward, one reverse
HORSEPOWER . . . . .	30.63 (N.A.C.C. Rating)	DRIVE . . . . .	Spiral bevel
BORE AND STROKE . . . . .	4¾x6 inches	REAR AXLE . . . . .	Three-quarters floating
		STEERING GEAR . . . . .	Worm and gear

In addition to above specifications, price includes top, top hood, wind-  
shield, speedometer, ammeter, electric horn, extra wire wheel and spot-light.

D O D G E  
B R O T H E R S  
D E T R O I T  
M I C H I G A N

Price . . . . .	\$1085
Two-Passenger Roadster . . . . .	1085
Five-Passenger Convertible Sedan . . . . .	1650
Three-Passenger Convertible Coupe . . . . .	1650
Five-Passenger Taxicab . . . . .	1650



DODGE BROTHERS TOURING—5

COLOR . . . . .	Black	LUBRICATION . . . . .	Force feed and splash
SEATING CAPACITY . . . . .	Five	RADIATOR . . . . .	Tubular
POSITION OF DRIVER . . . . .	Left side	COOLING . . . . .	Water pump
WHEELBASE . . . . .	114 inches	IGNITION . . . . .	Storage battery
GAUGE . . . . .	56 inches	STARTING SYSTEM . . . . .	Single unit
WHEELS . . . . .	Wood	STARTER OPERATED . . . . .	Chain to crank shaft
FRONT TIRES . . . . .	32 x 3½ inches,	LIGHTING SYSTEM . . . . .	Electric
REAR TIRES . . . . .	32 x 3½ inches, anti-skid	VOLTAGES . . . . .	Twelve
SERVICE BRAKE . . . . .	Contracting on rear wheels	WIRING SYSTEM . . . . .	Single
EMERGENCY BRAKE . . . . .	Expanding on rear wheels	GASOLINE SYSTEM . . . . .	Vacuum
CYLINDERS . . . . .	Four	CLUTCH . . . . .	Dry multiple disc
HOW ARRANGED . . . . .	Vertically	TRANSMISSION . . . . .	Selective sliding
CAST . . . . .	En bloc	GEAR CHANGES . . . . .	Three forward, one reverse
HORSEPOWER . . . . .	24.03 (N.A.C.C. Rating)	DRIVE . . . . .	Spiral bevel
BORE AND STROKE . . . . .	3¾ x 4½ inches	REAR AXLE . . . . .	Full floating
		STEERING GEAR . . . . .	Worm and gear

In addition to above specifications, price includes top, top hood, wind-shield, speedometer, ammeter, electric horn and demountable rims.

REO MOTOR  
CAR COMPANY

LANSING  
MICHIGAN

Price . . . . .	\$1395
Three-Passenger Roadster . . . . .	1395
Four-Passenger Coupe . . . . .	2175
Five-Passenger Sedan . . . . .	2175



REO TOURING—T


COLOR . . . . .	Body, marine blue; wheels, cream; gear and fenders, black	BORE AND STROKE . . . . .	4 1/8 x 4 1/2 inches
SEATING CAPACITY . . . . .	Five	LUBRICATION . . . . .	Pump over and splash
POSITION OF DRIVER . . . . .	Left side	RADIATOR . . . . .	Tubular
WHEELBASE . . . . .	120 inches	COOLING . . . . .	Water pump
GAUGE . . . . .	56 inches	IGNITION . . . . .	Storage battery
WHEELS . . . . .	Wood	STARTING SYSTEM . . . . .	Two unit
FRONT TIRES . . . . .	34 x 4 inches	STARTER OPERATED . . . . .	Chain to transmission shaft
REAR TIRES . . . . .	34 x 4 inches, anti-skid	LIGHTING SYSTEM . . . . .	Electric
SERVICE BRAKE . . . . .	Contracting on rear wheels	VOLTAGES . . . . .	Six
EMERGENCY BRAKE . . . . .	Expanding on rear wheels	WIRING SYSTEM . . . . .	Double
CYLINDERS . . . . .	Four	GASOLINE SYSTEM . . . . .	Vacuum
HOW ARRANGED . . . . .	Vertically	CLUTCH . . . . .	Dry multiple disc
CAST . . . . .	In pairs	TRANSMISSION . . . . .	Selective sliding
HORSEPOWER . . . . .	27.23 (N.A.C.C. Rating)	GEAR CHANGES . . . . .	Three forward, one reverse
		DRIVE . . . . .	Spiral bevel
		REAR AXLE . . . . .	Semi-floating
		STEERING GEAR . . . . .	Pinion and sector

In addition to above specifications, price includes top, top hood, windshield, speedometer, ammeter, tire pump, electric horn and demountable rims.

COLUMBIA  
MOTORS  
COMPANY

DETROIT  
MICHIGAN

Price . . . . . \$1745  
Five-Passenger Touring . . . . . 1600  
Five-Passenger Sedan . . . . . 2445



COLUMBIA FOUR-PASSENGER SPORT


COLOR . . . . .	Body, Columbia blue or maroon; running gear, black	LUBRICATION . . . . .	Force feed and splash
SEATING CAPACITY . . . . .	Four	RADIATOR . . . . .	Cellular
POSITION OF DRIVER . . . . .	Left side	COOLING . . . . .	Water pump
WHEELBASE . . . . .	115 inches	IGNITION . . . . .	Storage battery
GAUGE . . . . .	56 inches	STARTING SYSTEM . . . . .	Two unit
WHEELS . . . . .	Wood	STARTER OPERATED . . . . .	Gear to fly wheel
FRONT TIRES . . . . .	32 x 4 inches	LIGHTING SYSTEM . . . . .	Electric
REAR TIRES . . . . .	32 x 4 inches	VOLTAGES . . . . .	Six
SERVICE BRAKE . . . . .	Contracting	WIRING SYSTEM . . . . .	Single
EMERGENCY BRAKE . . . . .	Expanding	GASOLINE SYSTEM . . . . .	Vacuum
CYLINDERS . . . . .	Six	CLUTCH . . . . .	Dry plate
HOW ARRANGED . . . . .	Vertically	TRANSMISSION . . . . .	Selective sliding
CAST . . . . .	En bloc	GEAR CHANGES . . . . .	Three forward, one reverse
HORSEPOWER . . . . .	25.35 (N.A.C.C. Rating)	DRIVE . . . . .	Spiral bevel
BORE AND STROKE . . . . .	3¼ x 4½ inches	REAR AXLE . . . . .	Semi-floating
		STEERING GEAR . . . . .	Worm and gear

In addition to above specifications, price includes top, top hood, windshield, speedometer, ammeter, voltmeter, tire pump, electric horn and extra wire wheel.

COLUMBIA  
MOTORS  
COMPANY

DETROIT  
MICHIGAN

Price . . . . . \$2445  
Four-Passenger Sport . . . 1745  
Five-Passenger Touring . . 1600




---

COLUMBIA SIX TOURING SEDAN

---

COLOR . . . . .	Body, Columbia blue or beaver brown; running gear, black	LUBRICATION . . . . .	Force feed and splash
SEATING CAPACITY . . . . .	Five	RADIATOR . . . . .	Cellular
POSITION OF DRIVER . . . . .	Left side	COOLING . . . . .	Water pump
WHEELBASE . . . . .	115 inches	IGNITION . . . . .	Storage battery
GAUGE . . . . .	56 inches	STARTING SYSTEM . . . . .	Two unit
WHEELS . . . . .	Wood	STARTER OPERATED . . . . .	Gear to fly wheel
FRONT TIRES . . . . .	32 x 4 inches	LIGHTING SYSTEM . . . . .	Electric
REAR TIRES . . . . .	32 x 4 inches	VOLTAGES . . . . .	Six
SERVICE BRAKE . . . . .	Contracting	WIRING SYSTEM . . . . .	Single
EMERGENCY BRAKE . . . . .	Expanding	GASOLINE SYSTEM . . . . .	Vacuum
CYLINDERS . . . . .	Six	CLUTCH . . . . .	Dry plate
HOW ARRANGED . . . . .	Vertically	TRANSMISSION . . . . .	Selective sliding
CAST . . . . .	En bloc	GEAR CHANGES . . . . .	Three forward, one reverse
HORSEPOWER . . . . .	25.35 (N.A.C.C. Rating)	DRIVE . . . . .	Spiral bevel
BORE AND STROKE . . . . .	3¼ x 4½ inches	REAR AXLE . . . . .	Semi-floating
		STEERING GEAR . . . . .	Worm and gear

In addition to above specifications, price includes top, top hood, windshield, speedometer, ammeter, voltmeter, tire pump, electric horn and demountable rims.

---

[www.cargeek.ir](http://www.cargeek.ir)

[www.CarGeek.ir](http://www.CarGeek.ir)

ILLUSTRATIONS AND  
SPECIFICATIONS  
**ELECTRIC**  
**VEHICLES**

---

[www.cargeek.ir](http://www.cargeek.ir)

[www.cargeek.ir](http://www.cargeek.ir)




[www.cargeek.ir](http://www.cargeek.ir)

MILBURN  
WAGON  
COMPANY

Price, \$2185

TOLEDO, OHIO




MILBURN LIGHT ELECTRIC BROUGHAM—27-L

COLOR . . . . .	Milburn blue	REAR TIRES . . . . .	32 x 4 inches, pneumatic
SEATING CAPACITY . . . . .	Five	BRAKE SYSTEMS . . . . .	Expanding on rear wheels; also electric on motor
BODY:		BATTERY . . . . .	44 cells—11 plate or 40 cells—13 plate (rapid exchange)
LENGTH OVER ALL . . . . .	138 inches	SPEED . . . . .	23 miles per hour
WIDTH OVER ALL . . . . .	66 inches	NO. FORWARD SPEEDS . . . . .	Five
WHEELBASE . . . . .	105 inches	NO. REVERSE SPEEDS . . . . .	Two
GAUGE . . . . .	56 inches	CONTROL . . . . .	Lever operated
WHEELS . . . . .	Wire or wood	STEERING . . . . .	Lever
FRONT TIRES . . . . .	32 x 4 inches, pneumatic		

**BAKER R & L  
C O M P A N Y**  
CLEVELAND, OHIO

Price . . . . . \$3600  
Coach, Rear Drive Only, C-35 . 3500  
Coach, Front Drive Only, C-35 . 3500  
Brougham, Single Rear Drive, B-26 3350




---

**RAUCH & LANG ELECTRIC—DOUBLE DRIVE—C-35**

---


COLOR . . . . .	Optional	REAR TIRES . . . . .	33 x 4½ inches pneumatic, or 36 x 4½ inches cushion
SEATING CAPACITY .	Five	BRAKE SYSTEMS . . . .	Service brake: expanding on rear wheels; Emergency brake: mechanical (contracting)
BODY:		BATTERY . . . . .	42 cells, 13 or 15 plate
LENGTH OVER ALL	132½ inches	SPEED . . . . .	25 miles per hour
WIDTH OVER ALL .	64 inches	NO. FORWARD SPEEDS	Six
WHEELBASE . . . . .	102 inches	NO. REVERSE SPEEDS	Four
GAUGE . . . . .	56 inches	CONTROL . . . . .	Side lever
WHEELS . . . . .	Wire or wood	STEERING . . . . .	Lever only
FRONT TIRES . . . . .	33 x 4½ inches pneumatic, or 36 x 4½ inches cushion		

In addition to above specifications, price includes two head lamps, two side lamps, tail lamp, interior dome lamp, autometer, clock, horn and kit of tools

---

ANDERSON  
ELECTRIC CAR  
COMPANY  
DETROIT  
MICHIGAN

Price . . . . .	\$2940
Five-Passenger Brougham—72-A	3015
Five-Passenger Brougham—73-A	2990
Five-Passenger Brougham—74-A	3040
Four-Passenger Brougham—75-A	2175
Three-Passenger Convertible Roadster—76-A . . . . .	2175




---

DETROIT ELECTRIC BROUGHAM—71-A

---


COLOR . . . . .	Detroit gray, green, Rolls-Royce, blue, deep maroon or Brewster green	REAR TIRES . . . . .	34 x 4½ inches, pneumatic, anti-skid
SEATING CAPACITY . . . . .	Four	BRAKE SYSTEMS . . . . .	Service brake, expanding on rear wheels; Emergency brake, electric on motor
BODY:		BATTERY . . . . .	42 cells, 15 plates
LENGTH OVER ALL . . . . .	142 inches	SPEED . . . . .	6 to 25 miles per hour
WIDTH OVER ALL . . . . .	67 inches	NO. FORWARD SPEEDS . . . . .	Five
WHEELBASE . . . . .	100 inches	NO. REVERSE SPEEDS . . . . .	Five
GAUGE . . . . .	56 inches	CONTROL . . . . .	Lever operated
WHEELS . . . . .	Wire	STEERING . . . . .	Lever
FRONT TIRES . . . . .	34 x 4½ inches, pneumatic		

---

WARD MOTOR  
VEHICLE  
COMPANY

Price Upon Application

MOUNT VERNON  
NEW YORK




---

**WARD THREE-AND-ONE-HALF-TON TRUCK—WF**

---

COLOR . . . . .	Optional	REAR TIRES . . . . .	40 x 10 inches, solid
CARRYING CAPACITY	7000 pounds	BRAKE SYSTEM . . . . .	Expanding on rear wheels
BODY:		BATTERY . . . . .	60 cells G-14 Edison or 42 cells 27 thin plate lead
LENGTH OVER ALL	210 inches	SPEED . . . . .	Six—seven
WIDTH OVER ALL .	80 inches	NO. FORWARD SPEEDS	Four
WHEELBASE . . . . .	132 inches	NO. REVERSE SPEEDS	Two
GAUGE . . . . .	64 $\frac{3}{4}$ inches	CONTROL . . . . .	Lever operated
WHEELS . . . . .	Wood	STEERING . . . . .	Wheel
FRONT TIRES . . . . .	36 x 6 inches, solid		

---

[www.CarGeek.ir](http://www.CarGeek.ir)

ILLUSTRATIONS AND  
SPECIFICATIONS  
**GASOLINE  
COMMERICAL  
VEHICLES**

---

[www.cargeek.ir](http://www.cargeek.ir)

[www.cargeek.ir](http://www.cargeek.ir)

#### **N. A. C. C. DEFINITION OF STANDARD CHASSIS FOR GASOLINE COMMERCIAL VEHICLES**

**A** STANDARD chassis of a commercial vehicle to be propelled by an internal combustion engine shall consist of an assembly of all essential parts of a truck chassis with protective housings, ready for operation on the road, including, as minimum equipment, a set of tires attached to wheels; driver's seat with padding or cushion on all chassis rated at one-ton capacity or more; front wheel fenders; running board or mounting step; tool compartment; priming coat of lead on all parts to be painted; pair of front lights and one tail lamp; license brackets; warning signal; jack and a set of tools commonly used for making adjustments and minor repairs on the road.

---


#### **N. A. C. C. DEFINITION OF STANDARD CHASSIS FOR ELECTRIC COMMERCIAL VEHICLES**

**A** STANDARD chassis of a commercial vehicle to be propelled by electricity shall consist of a running gear, motor, battery cradle or box, driving and control mechanism and wiring, with all essential parts, fittings and protective housings thereof, assembled complete ready for operation on the road with the exception of a battery; a priming coat of lead on all parts to be painted; and, as minimum equipment, a set of tires attached to wheels; pair of front lights and one tail lamp, with necessary wiring installed; license brackets; charging plug and cable; odometer; warning signal, and set of tools commonly used for making adjustments and minor repairs on the road.

COMMERCE  
MOTOR CAR  
COMPANY

DETROIT  
MICHIGAN

Price, Chassis . . . . .	\$1500
With Express Body—EA . . . . .	1565
With Covered Express—EH . . . . .	1630
With Stake Body—ES . . . . .	1655
With Three-Ton Trailer—ET . . . . .	2405




---

COMMERCE ONE-TON TRUCK—EA

---

COLOR . . . . .	Orange and black	LUBRICATION . . . . .	Splash with circulating pump
CARRYING CAPACITY . . . . .	2000 pounds	RADIATOR . . . . .	Tubular
POSITION OF DRIVER . . . . .	Left side	COOLING . . . . .	Thermo-syphon
WHEELBASE . . . . .	126 inches	IGNITION . . . . .	High tension magneto
GAUGE . . . . .	56 inches	STARTING SYSTEM . . . . .	Two unit
WHEELS . . . . .	Wood	STARTER OPERATED . . . . .	Gear to fly wheel
FRONT TIRES . . . . .	34 x 3 inches, solid	LIGHTING SYSTEM . . . . .	Electric
REAR TIRES . . . . .	34 x 4 inches, solid	VOLTAGES . . . . .	Six
SERVICE BRAKE . . . . .	Contracting on rear wheels	WIRING SYSTEM . . . . .	Single
EMERGENCY BRAKE . . . . .	Expanding on rear wheels	GASOLINE SYSTEM . . . . .	Vacuum
CYLINDERS . . . . .	Four	CLUTCH . . . . .	Cone
HOW ARRANGED . . . . .	Vertically	TRANSMISSION . . . . .	Selective sliding
CAST . . . . .	En bloc	GEAR CHANGES . . . . .	Three forward, one reverse
HORSEPOWER . . . . .	22.5 (N.A.C.C. Rating)	DRIVE . . . . .	Internal gear
BORE AND STROKE . . . . .	3 3/4 x 5 inches	REAR AXLE . . . . .	Semi-floating
		STEERING GEAR . . . . .	Worm and nut


In addition to above specifications, price includes windshield, ammeter, voltmeter, horn, electric lights and spotlight



D E N B Y  
MOTOR TRUCK  
C O M P A N Y

D E T R O I T  
M I C H I G A N

Price . . . . .	\$4900
One-Ton, Model 12 . . . . .	1650
Two-Ton, Model 13 . . . . .	2350
Two-and-One-Half-Ton, Model 25 . . . . .	3000
Three-and-One-Half-Ton, Model 27 . . . . .	4150




---

DENBY FIVE-TON TRUCK—210

---


COLOR . . . . .	Lead	HORSEPOWER . . . . .	32.4 (N.A.C.C. Rating)
CARRYING CAPACITY . . . . .	10,000 pounds	BORE AND STROKE . . . . .	4½ x 5½ inches
POSITION OF DRIVER . . . . .	Left side	LUBRICATION . . . . .	Splash with circulating pump
WHEELBASE . . . . .	170 inches	RADIATOR . . . . .	Tubular
GAUGE . . . . .	65 inches	COOLING . . . . .	Water pump
WHEELS . . . . .	Steel disc	IGNITION . . . . .	High tension magneto
FRONT TIRES . . . . .	36 x 6 inches, solid	GASOLINE SYSTEM . . . . .	Gravity
REAR TIRES . . . . .	40 x 12 inches, solid	CLUTCH . . . . .	Dry multiple disc
SERVICE BRAKE . . . . .	Expanding on rear wheels	TRANSMISSION . . . . .	Selective sliding
EMERGENCY BRAKE . . . . .	Expanding on rear wheels	GEAR CHANGES . . . . .	Four forward, one reverse
CYLINDERS . . . . .	Four	DRIVE . . . . .	Plain bevel
HOW ARRANGED . . . . .	Vertically	REAR AXLE . . . . .	Internal gear
CAST . . . . .	In pairs	STEERING GEAR . . . . .	Screw and nut

---

DIAMOND T  
MOTOR CAR  
COMPANY

CHICAGO  
ILLINOIS

Price . . . . .	\$4150
One-Ton—J-5 . . . . .	2125
One-and-One-Half-Ton—J-4 . . . . .	2550
Two-Ton—J-3 . . . . .	2925
Five-Ton—R . . . . .	4950




DIAMOND T THREE-AND-ONE-HALF-TON TRUCK—LB

COLOR . . . . .	Gray	CAST . . . . .	In pairs
CARRYING CAPACITY	7000 pounds	HORSEPOWER . . . . .	32.4 (N.A.C.C. Rating)
POSITION OF DRIVER	Right side	BORE AND STROKE . . . . .	4½ x 5½ inches
WHEELBASE . . . . .	170 or 180 inches	LUBRICATION . . . . .	Force feed and splash
GAUGE . . . . .	Front, 62 inches; rear, 66¾ inches	RADIATOR . . . . .	Tubular
WHEELS . . . . .	Wood	COOLING . . . . .	Water pump
FRONT TIRES . . . . .	36 x 5 inches, solid	GASOLINE SYSTEM . . . . .	Gravity
REAR TIRES . . . . .	36 x 5 inches, dual solid	CLUTCH . . . . .	Dry multiple disc
SERVICE BRAKE . . . . .	Expanding on rear wheels	TRANSMISSION . . . . .	Selective sliding
EMERGENCY BRAKE . . . . .	Expanding on rear wheels	GEAR CHANGES . . . . .	Four forward, one reverse
CYLINDERS . . . . .	Four	DRIVE . . . . .	Worm
HOW ARRANGED . . . . .	Vertically	REAR AXLE . . . . .	Full floating
		STEERING GEAR . . . . .	Worm and gear

**KLEIBER &  
COMPANY**

**SAN FRANCISCO  
CALIFORNIA**

Price . . . . .	\$3500
One-Ton . . . . .	2400
One-and-One-Half-Ton . . . . .	2650
Two-Ton . . . . .	2950
Three-and-One-Half-Ton . . . . .	4100
Five-Ton . . . . .	5100




---

**KLEIBER TWO-AND-ONE-HALF-TON TRUCK—B**

---


COLOR . . . . .	Body, Brewster green; running gear, vermilion	HORSEPOWER . . . . .	32.4 (N.A.C.C. Rating)
CARRYING CAPACITY . . . . .	5000 pounds	BORE AND STROKE . . . . .	4½ x 5½ inches
POSITION OF DRIVER . . . . .	Right side	LUBRICATION . . . . .	Force feed and splash
WHEELBASE . . . . .	160 inches	RADIATOR . . . . .	Tubular
GAUGE . . . . .	62 inches	COOLING . . . . .	Water pump
WHEELS . . . . .	Wood	IGNITION . . . . .	High tension magneto and storage battery
FRONT TIRES . . . . .	36 x 4 inches, solid	LIGHTING SYSTEM . . . . .	Oil
REAR TIRES . . . . .	36 x 4 inches, dual solid	GASOLINE SYSTEM . . . . .	Gravity
SERVICE BRAKE . . . . .	Expanding on rear wheels	CLUTCH . . . . .	Multiple disc in oil
EMERGENCY BRAKE . . . . .	Expanding on rear wheels	TRANSMISSION . . . . .	Selective sliding
CYLINDERS . . . . .	Four	GEAR CHANGES . . . . .	Three forward, one reverse
HOW ARRANGED . . . . .	Vertically	DRIVE . . . . .	Worm
CAST . . . . .	In pairs	REAR AXLE . . . . .	Semi-floating
		STEERING GEAR . . . . .	Screw and nut

In addition to above specifications, price includes hubometer.

DORRIS  
MOTOR CAR  
COMPANY

Price, Chassis, \$2985

ST. LOUIS  
MISSOURI




---

**DORRIS TWO-TON TRUCK—K-4**

---

COLOR . . . . .	Lead	HORSEPOWER . . . . .	28.9 (N.A.C.C. Rating)
CARRYING CAPACITY	4000 pounds	BORE AND STROKE . . . . .	4¼ x 5½ inches
POSITION OF DRIVER	Left side	LUBRICATION . . . . .	Full force feed
WHEELBASE . . . . .	144 inches or 162 inches	RADIATOR . . . . .	Tubular
GAUGE . . . . .	58½ inches	COOLING . . . . .	Water pump
WHEELS . . . . .	Wood	IGNITION . . . . .	High tension magneto
FRONT TIRES . . . . .	36 x 4 inches, single solid	GASOLINE SYSTEM . . . . .	Gravity
REAR TIRES . . . . .	36 x 7 inches, single solid	CLUTCH . . . . .	Dry multiple disc
SERVICE BRAKE . . . . .	Expanding on rear wheels	TRANSMISSION . . . . .	Selective sliding
EMERGENCY BRAKE . . . . .	Expanding on rear wheels	GEAR CHANGES . . . . .	Four forward, one reverse
CYLINDERS . . . . .	Four	DRIVE . . . . .	Worm
HOW ARRANGED . . . . .	Vertically	REAR AXLE . . . . .	Full floating
CAST . . . . .	En bloc	STEERING GEAR . . . . .	Worm and nut

In addition to above specifications, price includes speedometer, oil side and tail lamps, horn, oil gauge, primer, tools and driver's seat with spring cushion.

---

FEDERAL  
MOTOR TRUCK  
COMPANY

DETROIT  
MICHIGAN

Price . . . . . \$2600  
One-and-One-Half-Ton, Model T . . . . . 2350  
One-Ton, Model S . . . . . 1900



FEDERAL TWO-TON TRUCK—UD

COLOR . . . . .	Lead	CAST . . . . .	En bloc
CARRYING CAPACITY . . . . .	4000 pounds	HORSEPOWER . . . . .	27.2 (N.A.C.C. Rating)
POSITION OF DRIVER . . . . .	Left side	BORE AND STROKE . . . . .	4 $\frac{1}{8}$ x 5 $\frac{1}{4}$ inches
WHEELBASE . . . . .	156 inches	LUBRICATION . . . . .	Splash with circulating pump
GAUGE . . . . .	Front, 58 $\frac{1}{4}$ inches; rear, 61 $\frac{3}{4}$ inches	RADIATOR . . . . .	Tubular or Cellular
WHEELS . . . . .	Wood	COOLING . . . . .	Water pump
FRONT TIRES . . . . .	36 x 4 inches, single solid	IGNITION . . . . .	High tension magneto
REAR TIRES . . . . .	36 x 7 inches, single solid	GASOLINE SYSTEM . . . . .	Gravity
SERVICE BRAKE . . . . .	Expanding on rear wheels	CLUTCH . . . . .	Plate
EMERGENCY BRAKE . . . . .	Expanding on rear wheels	TRANSMISSION . . . . .	Selective sliding
CYLINDERS . . . . .	Four	GEAR CHANGES . . . . .	Four
HOW ARRANGED . . . . .	Vertically	DRIVE . . . . .	Worm
		REAR AXLE . . . . .	Full floating
		STEERING GEAR . . . . .	Worm and gear

FEDERAL  
MOTOR TRUCK  
COMPANY  

---

DETROIT  
MICHIGAN

Price . . . . . \$3350  
Five-Ton Model, X . . . . 4400




---

FEDERAL THREE-AND-ONE-HALF-TON TRUCK—WD

---


COLOR . . . . .	Lead	HORSEPOWER . . . . .	32.4 (N.A.C.C. Rating)
CARRYING CAPACITY	7000 pounds	BORE AND STROKE . . . . .	4½ x 5½ inches
POSITION OF DRIVER	Left side	LUBRICATION . . . . .	Splash with circulating pump
WHEELBASE . . . . .	156 inches	RADIATOR . . . . .	Cellular
GAUGE . . . . .	Front, 66½ inches; rear, 67¾ inches	COOLING . . . . .	Water pump
WHEELS . . . . .	Steel	IGNITION . . . . .	High tension magneto
FRONT TIRES . . . . .	36 x 5 inches, single solid	GASOLINE SYSTEM . . . . .	Gravity
REAR TIRES . . . . .	36 x 5 inches, dual solid	CLUTCH . . . . .	Plate
SERVICE BRAKE . . . . .	Expanding on rear wheels	TRANSMISSION . . . . .	Selective sliding
EMERGENCY BRAKE . . . . .	Expanding on rear wheels	GEAR CHANGES . . . . .	Four
CYLINDERS . . . . .	Four	DRIVE . . . . .	Worm
HOW ARRANGED . . . . .	Vertically	REAR AXLE . . . . .	Full floating
CAST . . . . .	In pairs	STEERING GEAR . . . . .	Worm and gear

---

PIERCE-ARROW  
MOTOR CAR  
COMPANY

BUFFALO  
NEW YORK

Price, Chassis, \$3750




---

PIERCE-ARROW TWO-TON TRUCK—X-4

---


COLOR . . . . .	Optional	HORSEPOWER . . . . .	25.6 (N.A.C.C. Rating)
CARRYING CAPACITY . . . . .	4000 pounds	BORE AND STROKE . . . . .	4 x 5½ inches
POSITION OF DRIVER . . . . .	Right side	LUBRICATION . . . . .	Force feed
WHEELBASE . . . . .	150,180 or 126 inches	RADIATOR . . . . .	Tubular
GAUGE . . . . .	56 inches	COOLING . . . . .	Water pump
WHEELS . . . . .	Wood	IGNITION . . . . .	High tension magneto and dry battery
FRONT TIRES . . . . .	36 x 4 inches, single solid	GASOLINE SYSTEM . . . . .	Gravity
REAR TIRES . . . . .	36 x 4 inches, dual solid	CLUTCH . . . . .	Cone
SERVICE BRAKE . . . . .	Contracting on transmission	TRANSMISSION . . . . .	Selective sliding
EMERGENCY BRAKE . . . . .	Expanding on rear wheels	GEAR CHANGES . . . . .	Four forward, one reverse
CYLINDERS . . . . .	Four	DRIVE . . . . .	Worm
HOW ARRANGED . . . . .	Vertically	REAR AXLE . . . . .	Full floating
CAST . . . . .	In pairs	STEERING GEAR . . . . .	Screw and nut

---

**PIERCE-ARROW  
MOTOR CAR  
COMPANY**

**B U F F A L O  
N E W Y O R K**

Price, Chassis, \$5500




---

**PIERCE-ARROW FIVE-TON-TRUCK—R-9**

---

COLOR . . . . .	Optional	HORSEPOWER . . . . .	38.03 (N.A.C.C. Rating)
CARRYING CAPACITY . . . . .	10,000 pounds	BORE AND STROKE . . . . .	4 $\frac{1}{4}$ x 6 inches
POSITION OF DRIVER . . . . .	Right side	LUBRICATION . . . . .	Force feed
WHEELBASE . . . . .	168, 204 or 132 inches	RADIATOR . . . . .	Tubular
GAUGE . . . . .	64 inches	COOLING . . . . .	Water pump
WHEELS . . . . .	Wood	IGNITION . . . . .	High tension magneto and dry batteries
FRONT TIRES . . . . .	36 x 5 inches, single solid	GASOLINE SYSTEM . . . . .	Gravity
REAR TIRES . . . . .	40 x 6 inches, dual solid	CLUTCH . . . . .	Cone
SERVICE BRAKE . . . . .	Contracting on transmission	TRANSMISSION . . . . .	Selective sliding
EMERGENCY BRAKE . . . . .	Expanding on rear wheels	GEAR CHANGES . . . . .	Three forward, one reverse
CYLINDERS . . . . .	Four	DRIVE . . . . .	Worm
HOW ARRANGED . . . . .	Vertically	REAR AXLE . . . . .	Full floating
CAST . . . . .	In pairs	STEERING GEAR . . . . .	Screw and nut

---



ATTERBURY  
MOTOR CAR  
COMPANY

BUFFALO  
NEW YORK

Price, Chassis . . . \$2575



ATTERBURY ONE-AND-ONE-HALF-TON TRUCK—7R


COLOR . . . . .	Battleship Gray	HORSEPOWER . . . . .	27.23 (N.A.C.C. Rating)
CARRYING CAPACITY .	3000 pounds	BORE AND STROKE . .	4½ x 5½ inches
POSITION OF DRIVER .	Right side	LUBRICATION . . . . .	Splash with circulating pump
WHEELBASE . . . . .	140½ inches	RADIATOR . . . . .	Tubular
GAUGE . . . . .	Front, 58 inches; rear, 58½ inches	COOLING . . . . .	Water pump
WHEELS . . . . .	Wood	IGNITION . . . . .	High tension magneto
FRONT TIRES . . . . .	36 x 3½ inches, single solid	GASOLINE SYSTEM . .	Gravity
REAR TIRES . . . . .	36 x 5 inches, single solid	CLUTCH . . . . .	Dry multiple disc
SERVICE BRAKE . . . .	Expanding on rear wheels	TRANSMISSION . . . .	Selective sliding
EMERGENCY BRAKE . .	Expanding on rear wheels	GEAR CHANGES . . .	Four forward, one reverse
CYLINDERS . . . . .	Four	DRIVE . . . . .	Worm
HOW ARRANGED . . . .	Vertically	REAR AXLE . . . . .	Full floating
CAST . . . . .	En bloc	STEERING GEAR . . . .	Worm and sector

In addition to above specifications, price includes cab, full set of curtains and complete tool equipment

ATTEBURY  
MOTOR CAR  
COMPANY

BUFFALO  
NEW YORK

Price Chassis . . . \$2975  
Long Chassis . . . 3075



ATTEBURY TWO-TON TRUCK—7C


COLOR . . . . .	Battleship gray	HORSEPOWER . . . . .	27.23 (N A.C.C. Rating)
CARRYING CAPACITY . . . . .	4000 pounds	BORE AND STROKE . . . . .	4 $\frac{1}{8}$ x 5 $\frac{1}{4}$ inches
POSITION OF DRIVER . . . . .	Right side	LUBRICATION . . . . .	Splash with circulating pump
WHEELBASE . . . . .	153 $\frac{1}{2}$ and 171 $\frac{1}{2}$ inches	RADIATOR . . . . .	Tubular
GAUGE . . . . .	Front, 58 inches; rear, 60 $\frac{1}{2}$ inches	COOLING . . . . .	Water pump
WHEELS . . . . .	Wood	IGNITION . . . . .	High tension magneto
FRONT TIRES . . . . .	36 x 4 inches single solid	GASOLINE SYSTEM . . . . .	Gravity
REAR TIRES . . . . .	36 x 4 inches, dual solid	CLUTCH . . . . .	Dry multiple disc
SERVICE BRAKE . . . . .	Expanding on rear wheels	TRANSMISSION . . . . .	Selective sliding
EMERGENCY BRAKE . . . . .	Expanding on rear wheels	GEAR CHANGES . . . . .	Four forward, one reverse
CYLINDERS . . . . .	Four	DRIVE . . . . .	Worm
HOW ARRANGED . . . . .	Vertically	REAR AXLE . . . . .	Full floating
CAST . . . . .	En bloc	STEERING GEAR . . . . .	Worm and sector

In addition to above specifications, price includes cab, full set of curtains and complete tool equipment.

ATTERBURY  
MOTOR CAR  
COMPANY

B U F F A L O  
N E W Y O R K

Price Chassis . . . \$3875  
Long Chassis . . . 3975




---

ATTERBURY THREE-AND-ONE-HALF-TON TRUCK—7D

---

COLOR . . . . .	Battleship gray	HORSEPOWER . . . . .	32.4 (N.A.C.C. Rating)
CARRYING CAPACITY . . . . .	7000 pounds	BORE AND STROKE . . . . .	4½ x 5½ inches
POSITION OF DRIVER . . . . .	Right side	LUBRICATION . . . . .	Splash with circulating pump
WHEELBASE . . . . .	167½ or 192 inches	RADIATOR . . . . .	Tubular
GAUGE . . . . .	Front, 66 inches; rear, 67½ inches	COOLING . . . . .	Water pump
WHEELS . . . . .	Wood	IGNITION . . . . .	High tension magneto
FRONT TIRES . . . . .	36 x 5 inches, single solid	GASOLINE SYSTEM . . . . .	Gravity
REAR TIRES . . . . .	40 x 5 inches, dual solid	CLUTCH . . . . .	Dry multiple disc
SERVICE BRAKE . . . . .	Expanding on rear wheels	TRANSMISSION . . . . .	Selective sliding
EMERGENCY BRAKE . . . . .	Expanding on rear wheels	GEAR CHANGES . . . . .	Four forward, one reverse
CYLINDERS . . . . .	Four	DRIVE . . . . .	Worm
HOW ARRANGED . . . . .	Vertically	REAR AXLE . . . . .	Full floating
CAST . . . . .	In pairs	STEERING GEAR . . . . .	Worm and sector


In addition to above specifications, price includes cab, full set of curtains and complete tool equipment.

---

ATTERBURY  
MOTOR CAR  
COMPANY

BUFFALO  
NEW YORK

Price, Chassis . . . \$4975




---

ATTERBURY FIVE-TON TRUCK—8E

---


COLOR . . . . .	Battleship Gray	BORE AND STROKE . . . . .	4 3/4 x 6 inches
CARRYING CAPACITY . . . . .	10,000 pounds	LUBRICATION . . . . .	Force feed
POSITION OF DRIVER . . . . .	Left side	RADIATOR . . . . .	Tubular
WHEELBASE . . . . .	167 1/2 inches	COOLING . . . . .	Water pump
GAUGE . . . . .	Front, 64 inches; rear, 69 1/2 inches	IGNITION . . . . .	High tension magneto and storage battery
WHEELS . . . . .	Steel	LIGHTING SYSTEM . . . . .	Electric
FRONT TIRES . . . . .	36 x 5 inches, single solid	VOLTAGES . . . . .	Six to eight
REAR TIRES . . . . .	x 6 inches, dual solid	WIRING SYSTEM . . . . .	Single
SERVICE BRAKE . . . . .	Expanding on rear wheels	GASOLINE SYSTEM . . . . .	Vacuum
EMERGENCY BRAKE . . . . .	Expanding on rear wheels	CLUTCH . . . . .	Dry multiple disc
CYLINDERS . . . . .	Four	TRANSMISSION . . . . .	Selective sliding
HOW ARRANGED . . . . .	Vertically	GEAR CHANGES . . . . .	Four forward, one reverse
CAST . . . . .	In pairs	DRIVE . . . . .	Worm
HORSEPOWER . . . . .	36.10 (N.A.C.C. Rating)	REAR AXLE . . . . .	Full floating
		STEERING GEAR . . . . .	Worm and sector

In addition to above specifications, price includes cab, full set of curtains and complete tool equipment

LOCOMOBILE  
COMPANY  
OF AMERICA

BRIDGEPORT  
CONNECTICUT

Price . . . . . \$4700  
170-Inch Wheelbase . . . . . 4750  
190-Inch Wheelbase . . . . . 4800




---

RIKER FOUR-TON TRUCK

---

COLOR . . . . .	Lead	HORSEPOWER . . . . .	28.9 (N.A.C.C. Rating)
CARRYING CAPACITY	8000 pounds	BORE AND STROKE . . . . .	4¼ x 6 inches
POSITION OF DRIVER	Right side	LUBRICATION . . . . .	Force feed and splash
WHEELBASE . . . . .	150, 170 or 190 inches	RADIATOR . . . . .	Tubular
GAUGE . . . . .	Front, 60 inches; rear, 66 inches	COOLING . . . . .	Water pump
WHEELS . . . . .	Wood	IGNITION . . . . .	High tension magneto and storage battery
FRONT TIRES . . . . .	36 x 5 inches, solid	WIRING SYSTEM . . . . .	Single
REAR TIRES . . . . .	36 x 5 inches, dual solid	GASOLINE SYSTEM . . . . .	Gravity
SERVICE BRAKE . . . . .	Contracting on drive shaft	CLUTCH . . . . .	Cone
EMERGENCY BRAKE . . . . .	Expanding on rear wheels	TRANSMISSION . . . . .	Selective sliding
CYLINDERS . . . . .	Four	GEAR CHANGES . . . . .	Four forward, one reverse
HOW ARRANGED . . . . .	Vertically	DRIVE . . . . .	Worm
CAST . . . . .	In pairs	REAR AXLE . . . . .	Full floating
		STEERING GEAR . . . . .	Screw and nut

---

**BROCKWAY  
MOTOR TRUCK  
COMPANY**

**CORTLAND  
NEW YORK**

Price . . . . .	\$2850
With Open Express Body . . . . .	3000
With Panel Top Body . . . . .	3250
With Stake Body . . . . .	3100
With Covered Express Body . . . . .	3125
One-and-One-Half-Ton Chassis . . . . .	2450
Three-and-One-Half-Ton Chassis . . . . .	3750
Five-Ton Chassis . . . . .	4850



**BROCKWAY TWO-TON TRUCK—K-3**

COLOR . . . . .	Optional	BORE AND STROKE . . . . .	4 1/8 x 5 1/4 inches
CARRYING CAPACITY . . . . .	4000 pounds	LUBRICATION . . . . .	Force feed and splash
POSITION OF DRIVER . . . . .	Left side	RADIATOR . . . . .	Tubular
WHEELBASE . . . . .	148 inches	COOLING . . . . .	Water pump
GAUGE . . . . .	61 inches	IGNITION . . . . .	High tension magneto
WHEELS . . . . .	Wood	GASOLINE SYSTEM . . . . .	Gravity
FRONT TIRES . . . . .	36 x 4 inches, solid	CLUTCH . . . . .	Cone
REAR TIRES . . . . .	36 x 7 inches, solid	TRANSMISSION . . . . .	Selective sliding
SERVICE BRAKE . . . . .	Expanding on rear wheels	GEAR CHANGES . . . . .	Three forward, one reverse
EMERGENCY BRAKE . . . . .	Expanding on rear wheels	DRIVE . . . . .	Worm
CYLINDERS . . . . .	Four	REAR AXLE . . . . .	Full floating
HOW ARRANGED . . . . .	Vertically	STEERING GEAR . . . . .	Worm and wheel
CAST . . . . .	En bloc		
HORSEPOWER . . . . .	27.23 (N.A.C.C. Rating)		

K E L L Y -  
SPRINGFIELD  
MOTOR TRUCK  
C O M P A N Y

SPRINGFIELD  
O H I O

Price, K-31 Chassis . . . . . \$2750  
K-32, Worm-Drive, One-and-  
One-Half-Ton Chassis . . . . . 2750



---

**KELLY-SPRINGFIELD ONE-AND-ONE-HALF-TON TRUCK—K-31**

---

COLOR . . . . .	Optional	HORSEPOWER . . . . .	22.5 (N.A.C.C. Rating)
CARRYING CAPACITY . . . . .	3000 pounds	BORE AND STROKE . . . . .	3¼ x 5¼ inches
POSITION OF DRIVER . . . . .	Left side	LUBRICATION . . . . .	Force feed
WHEELBASE . . . . .	144 inches	RADIATOR . . . . .	Cellular
GAUGE . . . . .	Front, 57 inches; rear, 62 inches	COOLING . . . . .	Water pump
WHEELS . . . . .	Wood	IGNITION . . . . .	High tension magneto
FRONT TIRES . . . . .	36 x 3½ inches, solid	GASOLINE SYSTEM . . . . .	Gravity
REAR TIRES . . . . .	36 x 6 inches, solid	CLUTCH . . . . .	Cone
SERVICE BRAKE . . . . .	Expanding on rear wheels	TRANSMISSION . . . . .	Selective sliding
EMERGENCY BRAKE . . . . .	Expanding on rear wheels	GEAR CHANGES . . . . .	Three forward, one reverse
CYLINDERS . . . . .	Four	DRIVE . . . . .	Double chain
HOW ARRANGED . . . . .	Vertically	REAR AXLE . . . . .	Dead; semi-float- ing jack shaft
CAST . . . . .	En bloc	STEERING GEAR . . . . .	Worm and gear


In addition to above specifications, price includes driver's seat, two oil dash side lamps and tail lamp, full set of small tools in kit roll, two-ton jack and special wrenches, warning signal and hubodometer.

K E L L Y -  
SPRINGFIELD  
MOTOR TRUCK  
C O M P A N Y

SPRINGFIELD  
O H I O

Price, K-35 Chassis . . . . . \$3250

K-36, Worm-Drive, Two-and-  
One-Half-Ton Chassis . . . . . 3250



KELLY-SPRINGFIELD TWO-AND-ONE-HALF-TON TRUCK—K-35

COLOR . . . . .	Optional	CAST . . . . .	En bloc
CARRYING CAPACITY . . . . .	5000 pounds	HORSEPOWER . . . . .	22.5 (N.A.C.C. Rating)
POSITION OF DRIVER . . . . .	Left side	BORE AND STROKE . . . . .	3¼ x 5¼ inches
WHEELBASE . . . . .	144 inches	LUBRICATION . . . . .	Force feed
GAUGE . . . . .	Front, 59 inches; rear, 64¾ inches	RADIATOR . . . . .	Cellular
WHEELS . . . . .	Wood	COOLING . . . . .	Water pump
FRONT TIRES . . . . .	36 x 4 inches, solid	IGNITION . . . . .	High tension magneto
REAR TIRES . . . . .	36 x 4 inches, dual solid	GASOLINE SYSTEM . . . . .	Gravity
SERVICE BRAKE . . . . .	Expanding on rear wheels	CLUTCH . . . . .	Cone
EMERGENCY BRAKE . . . . .	Expanding on rear wheels	TRANSMISSION . . . . .	Selective sliding
CYLINDERS . . . . .	Four	GEAR CHANGES . . . . .	Three forward, one reverse
ARRANGED . . . . .	Vertically	DRIVE . . . . .	Double chain
		REAR AXLE . . . . .	Dead; semi-float- ing jack shaft
		STEERING GEAR . . . . .	Worm and gear


In addition to above specifications, price includes driver's seat, two oil dash side lamps and tail lamp, full set of small tools in kit roll, two-ton jack and special wrenches, warning signal and hubodometer.



**K E L L Y -  
SPRINGFIELD  
MOTOR TRUCK  
C O M P A N Y**

**SPRINGFIELD  
O H I O**

Price, K-40 Chassis . . . . .	\$4250
K-40, with 112 Cu. Ft. Coal Dump Body and Hydraulic Hoist and Cab Top . . . . .	4900
K-45, Chain Drive, Four-Ton Chassis . . . . .	4400



**KELLY-SPRINGFIELD THREE-AND-ONE-HALF-TON TRUCK—K-40**


COLOR . . . . .	Optional	HORSEPOWER . . . . .	32.4 (N.A.C.C. Rating)
CARRYING CAPACITY . . . . .	7000 pounds	BORE AND STROKE . . . . .	4½ x 6½ inches
POSITION OF DRIVER . . . . .	Left side	LUBRICATION . . . . .	Force feed
WHEELBASE . . . . .	150 inches	RADIATOR . . . . .	Cellular
GAUGE . . . . .	Front, 70 inches; rear, 73¾ inches	COOLING . . . . .	Water pump
WHEELS . . . . .	Wood	IGNITION . . . . .	High tension magneto
FRONT TIRES . . . . .	36 x 5 inches, solid	GASOLINE SYSTEM . . . . .	Gravity
REAR TIRES . . . . .	40 x 5 inches, dual solid	CLUTCH . . . . .	Cone
SERVICE BRAKE . . . . .	Expanding on rear wheels	TRANSMISSION . . . . .	Selective sliding
EMERGENCY BRAKE . . . . .	Expanding on rear wheels	GEAR CHANGES . . . . .	Three forward, one reverse
CYLINDERS . . . . .	Four	DRIVE . . . . .	Double chain
HOW ARRANGED . . . . .	Vertically	REAR AXLE . . . . .	Dead; semi-float- ing jack shaft
CAST . . . . .	In pairs	STEERING GEAR . . . . .	Worm and gear

In addition to above specifications, price includes driver's seat, two oil dash side lamps and tail lamp, full set of small tools in kit roll, five-ton jack and special wrenches, warning signal and hubodometer registering forward and reverse.

K E L L Y -  
SPRINGFIELD  
MOTOR TRUCK  
C O M P A N Y

SPRINGFIELD  
O H I O

Price, K-50 Chassis . . . . . \$4900  
K-60, Chain Drive, Six-Ton  
Chassis . . . . . 5200




KELLY-SPRINGFIELD FIVE-TON TRUCK—K-50

COLOR . . . . .	Optional	HORSEPOWER . . . . .	32.4 (N.A.C.C. Rating)
CARRYING CAPACITY . . . . .	10,000 pounds	BORE AND STROKE . . . . .	4½ x 6½ inches
POSITION OF DRIVER . . . . .	Left side	LUBRICATION . . . . .	Force feed
WHEELBASE . . . . .	150 inches	RADIATOR . . . . .	Cellular
GAUGE . . . . .	Front, 70 inches; rear, 75¼ inches	COOLING . . . . .	Water pump
WHEELS . . . . .	Wood	IGNITION . . . . .	High tension magneto
FRONT TIRES . . . . .	36 x 6 inches, solid	GASOLINE SYSTEM . . . . .	Gravity
REAR TIRES . . . . .	40 x 6 inches, dual solid	CLUTCH . . . . .	Cone
SERVICE BRAKE . . . . .	Expanding on rear wheels	TRANSMISSION . . . . .	Selective sliding
EMERGENCY BRAKE . . . . .	Expanding on rear wheels	GEAR CHANGES . . . . .	Three forward, one reverse
CYLINDERS . . . . .	Four	DRIVE . . . . .	Double chain
HOW ARRANGED . . . . .	Vertically	REAR AXLE . . . . .	Dead; semi-float- ing jack shaft
CAST . . . . .	In pairs	STEERING GEAR . . . . .	Worm and gear

In addition to above specifications, price includes driver's seat, two oil dash side lamps and tail lamp, full set of small tools in kit roll, five-ton jack and special wrenches, warning signal and hubodometer registering forward and reverse.

**VELIE MOTORS  
CORPORATION**  
MOLINE, ILLINOIS

Price, Chassis . . . . . \$3900  
One-and-One-Half to Two-Ton . 2950  
Special Ambulance Chassis } Prices  
Fire Department Chassis } Upon Ap-  
Farm Truck . . . . . } plication



**VELIE THREE-AND-ONE-HALF-TON TRUCK—26-B**

COLOR . . . . .	Lead	CAST . . . . .	In pairs
CARRYING CAPACITY	7000 pounds	HORSEPOWER . . . . .	32.4 (N.A.C.C. Rating)
POSITION OF DRIVER	Left side	BORE AND STROKE . . . . .	4½ x 5½ inches
WHEELBASE . . . . .	148 or 172 inches	LUBRICATION . . . . .	Pump over and splash
GAUGE . . . . .	Front, 62 inches; rear, 64 inches	RADIATOR . . . . .	Tubular
WHEELS . . . . .	Wood	COOLING . . . . .	Water pump
FRONT TIRES . . . . .	36 x 5 inches, single solid	IGNITION . . . . .	High tension magneto
REAR TIRES . . . . .	36 x 5 inches, dual solid	GASOLINE SYSTEM . . . . .	Vacuum
SERVICE BRAKE . . . . .	Expanding on rear wheels	CLUTCH . . . . .	Dry multiple disc
EMERGENCY BRAKE . . . . .	Expanding on rear wheels	TRANSMISSION . . . . .	Selective sliding
CYLINDERS . . . . .	Four	GEAR CHANGES . . . . .	Four forward, one reverse
HOW ARRANGED . . . . .	Vertically	DRIVE . . . . .	Worm
		REAR AXLE . . . . .	Full floating
		STEERING GEAR . . . . .	Worm and gear


In addition to above specifications, price includes top, seat, odometer, lamps, tools and horn.

**D O D G E  
B R O T H E R S**  

---

**D E T R O I T  
M I C H I G A N**

Price . . . . . \$1085  
Screen Side Delivery . . . . . 1085




---

**DODGE BROTHERS FULL PANEL DELIVERY**

---

COLOR . . . . .	Body and running gear, black; wheels, blue	BORE AND STROKE . . . . .	3 7/8 x 4 1/2 inches
CARRYING CAPACITY	1000 pounds	LUBRICATION . . . . .	Splash with circulating pump
POSITION OF DRIVER	Left side	RADIATOR . . . . .	Tubular
WHEELBASE . . . . .	114 inches	COOLING . . . . .	Water pump
GAUGE . . . . .	56 inches	IGNITION . . . . .	Storage battery
WHEELS . . . . .	Wood	STARTING SYSTEM . . . . .	Single unit
FRONT TIRES . . . . .	33 x 4 inches,	STARTER OPERATED . . . . .	Chain to crank shaft
REAR TIRES . . . . .	33 x 4 inches, anti-skid	LIGHTING SYSTEM . . . . .	Electric
SERVICE BRAKE . . . . .	Contracting on rear wheels	VOLTAGES . . . . .	Twelve
EMERGENCY BRAKE . . . . .	Expanding on rear wheels	WIRING SYSTEM . . . . .	Single
CYLINDERS . . . . .	Four	GASOLINE SYSTEM . . . . .	Vacuum
HOW ARRANGED . . . . .	Vertically	CLUTCH . . . . .	Dry multiple disc
CAST . . . . .	En bloc	TRANSMISSION . . . . .	Selective sliding
HORSEPOWER . . . . .	24.03 (N.A.C.C. Rating)	GEAR CHANGES . . . . .	Three forward, one reverse
		DRIVE . . . . .	Spiral bevel
		REAR AXLE . . . . .	Full floating
		STEERING GEAR . . . . .	Worm and gear


In addition to above specifications, price includes windshield, speedometer, ammeter, electric horn and demountable rims.

---

KISSEL MOTOR  
CAR COMPANY

Price Upon Application

HARTFORD  
WISCONSIN




---

KISSEL GENERAL UTILITY TRUCK

---

COLOR . . . . .	Gray lead	HORSEPOWER . . . . .	24.03 (N.A.C.C. Rating)
CARRYING CAPACITY . . . . .	3000 pounds	BORE AND STROKE . . . . .	3 $\frac{7}{8}$ x 5 $\frac{1}{2}$ inches
POSITION OF DRIVER . . . . .	Left side	LUBRICATION . . . . .	Splash with circulating pump
WHEELBASE . . . . .	152 inches	RADIATOR . . . . .	Cellular
GAUGE . . . . .	57 $\frac{1}{4}$ inches, rear	COOLING . . . . .	Water pump
WHEELS . . . . .	Wood	IGNITION . . . . .	High tension magneto
FRONT TIRES . . . . .	34 x 3 $\frac{1}{2}$ inches, single solid	LIGHTING SYSTEM . . . . .	Oil
REAR TIRES . . . . .	34 x 5 inches, single solid	GASOLINE SYSTEM . . . . .	Vacuum
SERVICE BRAKE . . . . .	Expanding on rear wheels	CLUTCH . . . . .	Dry multiple disc
EMERGENCY BRAKE . . . . .	Expanding on rear wheels	TRANSMISSION . . . . .	Selective sliding
CYLINDERS . . . . .	Four	GEAR CHANGES . . . . .	Three forward, one reverse
HOW ARRANGED . . . . .	Vertically	DRIVE . . . . .	Worm
CAST . . . . .	Four en bloc	REAR AXLE . . . . .	Semi-floating
		STEERING GEAR . . . . .	Screw and split nut

In addition to above specifications, price includes all year open cab, horn, lamps, jack and tools.

KISSEL MOTOR  
CAR COMPANY

Price Upon Application

HARTFORD  
WISCONSIN




---

KISSEL FREIGHTER TRUCK

---


COLOR . . . . .	Gray lead	HORSEPOWER . . . . .	28.9 (N.A.C.C. Rating)
CARRYING CAPACITY .	4000 pounds	BORE AND STROKE . . . . .	4¼ x 5½ inches
POSITION OF DRIVER .	Left side	LUBRICATION . . . . .	Splash with circulating pump
WHEELBASE . . . . .	168 inches	RADIATOR . . . . .	Cellular
GAUGE . . . . .	57¼ inches, rear	COOLING . . . . .	Water pump
WHEELS . . . . .	Wood	IGNITION . . . . .	High tension magneto
FRONT TIRES . . . . .	34 x 4 inches, single solid	LIGHTING SYSTEM . . . . .	Oil
REAR TIRES . . . . .	36 x 7 inches, single solid	GASOLINE SYSTEM . . . . .	Vacuum
SERVICE BRAKE . . . . .	Expanding on rear wheels	CLUTCH . . . . .	Dry multiple disc
EMERGENCY BRAKE . .	Expanding on rear wheels	TRANSMISSION . . . . .	Selective sliding
CYLINDERS . . . . .	Four	GEAR CHANGES . . . . .	Four forward, one reverse
HOW ARRANGED . . . . .	Vertically	DRIVE . . . . .	Worm
CAST . . . . .	Four en bloc	REAR AXLE . . . . .	Full floating
		STEERING GEAR . . . . .	Screw and split nut

In addition to above specifications, price includes all year open cab, top, horn, lamps, jack, bumper and tools.

KISSEL MOTOR  
CAR COMPANY

HARTFORD  
WISCONSIN

Price Upon Application




---

KISSEL HEAVY-DUTY TRUCK

---


COLOR . . . . .	Gray lead	HORSEPOWER . . . . .	28.9 (N.A.C.C. Rating)
CARRYING CAPACITY	7000 pounds	BORE AND STROKE . . . . .	4 3/4 x 5 1/2 inches
POSITION OF DRIVER	Left side	LUBRICATION . . . . .	Splash with circulating pump
WHEELBASE . . . . .	168 inches	RADIATOR . . . . .	Cellular
GAUGE . . . . .	66 inches	COOLING . . . . .	Water pump
WHEELS . . . . .	Wood	IGNITION . . . . .	High tension magneto
FRONT TIRES . . . . .	36 x 5 inches, single solid	LIGHTING SYSTEM . . . . .	Oil
REAR TIRES . . . . .	36 x 5 inches, dual solid	GASOLINE SYSTEM . . . . .	Vacuum
SERVICE BRAKE . . . . .	Expanding on rear wheels	CLUTCH . . . . .	Dry multiple disc
EMERGENCY BRAKE . . . . .	Expanding on rear wheels	TRANSMISSION . . . . .	Selective sliding
CYLINDERS . . . . .	Four	GEAR CHANGES . . . . .	Four forward, one reverse
HOW ARRANGED . . . . .	Vertically	DRIVE . . . . .	Worm
CAST . . . . .	Four en bloc	REAR AXLE . . . . .	Semi-floating
		STEERING GEAR . . . . .	Worm and nut

In addition to above specifications, price includes all year open cab, lamps, bumper, horn, jack and tools.

PEERLESS  
MOTOR CAR  
COMPANY

CLEVELAND, OHIO

Price . . . . .	\$4700
Four-Ton . . . . .	4150
Three-Ton . . . . .	4125



PEERLESS FIVE-TON TRUCK—TC-5

COLOR . . . . .	Lead	HORSEPOWER . . . . .	32.4 (N.A.C.C. Rating)
CARRYING CAPACITY . . . . .	10,000 pounds	BORE AND STROKE . . . . .	4½ x 6½ inches
POSITION OF DRIVER . . . . .	Right side	LUBRICATION . . . . .	Splash with circulating pump
WHEELBASE . . . . .	151 inches	RADIATOR . . . . .	Tubular
GAUGE . . . . .	73½ inches	COOLING . . . . .	Water pump
WHEELS . . . . .	Wood	IGNITION . . . . .	High tension magneto and storage battery
FRONT TIRES . . . . .	38 x 6 inches single solid	GASOLINE SYSTEM . . . . .	Gravity
REAR TIRES . . . . .	42 x 6 inches, dual solid	CLUTCH . . . . .	Cone
SERVICE BRAKE . . . . .	Contracting on jack shaft	TRANSMISSION . . . . .	Selective sliding
EMERGENCY BRAKE . . . . .	Expanding on rear wheels	GEAR CHANGES . . . . .	Four forward, one reverse
CYLINDERS . . . . .	Four	DRIVE . . . . .	Double chain
HOW ARRANGED . . . . .	Vertically	REAR AXLE . . . . .	Dead axle
CAST . . . . .	In pairs	STEERING GEAR . . . . .	Worm and gear




I N T E R -  
N A T I O N A L  
M O T O R  
C O M P A N Y

WEST END AVENUE  
AND 64th STREET  
NEW YORK, N. Y.

One-Ton  
One-and-One-Half-Ton  
Two-Ton  
Two-and-One-Half-Ton  
Three-and-One-Half-Ton  
Five-and-One-Half-Ton  
Seven-and-One-Half-Ton

} Prices  
Upon  
Applica-  
tion




MACK FIVE-AND-ONE-HALF-TON TRUCK—AC

COLOR . . . . .	Lead	CAST. . . . .	In pairs
CARRYING CAPACITY . . . . .	11,000 pounds	HORSEPOWER . . . . .	40 (N.A.C.C. Rating)
POSITION OF DRIVER . . . . .	Left side	BORE AND STROKE . . . . .	5 x 6 inches
WHEELBASE . . . . .	156, 168 and 180 inches	LUBRICATION . . . . .	Splash with circ- ulating pump
GAUGE . . . . .	Front, 68 inches; rear, 74½ inches	RADIATOR . . . . .	Tubular
WHEELS . . . . .	Wood	COOLING . . . . .	Water pump
FRONT TIRES . . . . .	36 x 6 inches, single solid	IGNITION . . . . .	High tension magneto
REAR TIRES . . . . .	40 x 6 inches, dual solid or block	GASOLINE SYSTEM . . . . .	Gravity
SERVICE BRAKE . . . . .	Contracting on jack shaft	CLUTCH . . . . .	Dry plate
EMERGENCY BRAKE . . . . .	Expanding on rear wheels	TRANSMISSION . . . . .	Selective sliding
CYLINDERS . . . . .	Four	GEAR CHANGES . . . . .	Three forward, one reverse
HOW ARRANGED . . . . .	Vertically	DRIVE . . . . .	Double chain
		REAR AXLE . . . . .	Dead
		STEERING GEAR . . . . .	Worm and gear

**INTERNATIONAL  
MOTOR  
COMPANY**

WEST END AVENUE  
AND 64th STREET  
NEW YORK, N. Y.

Five-Ton . . . . . Prices Upon  
Six-and-One-Half-Ton . . . Application




**SAURER FIVE-TON TRUCK—L**

COLOR . . . . .	Lead	HORSEPOWER . . . . .	29.75 (N.A.C.C. Rating)
CARRYING CAPACITY . . . . .	10,000 pounds	BORE AND STROKE . . . . .	4 <sup>5</sup> / <sub>8</sub> x 5 1/2 inches
POSITION OF DRIVER . . . . .	Right side	LUBRICATION . . . . .	Full splash with mechanical oiler
WHEELBASE . . . . .	153 1/2 inches	RADIATOR . . . . .	Cellular
GAUGE . . . . .	66 1/4 inches	COOLING . . . . .	Water pump
WHEELS . . . . .	Wood	IGNITION . . . . .	High tension magneto
FRONT TIRES . . . . .	36 x 5 inches, single solid	GASOLINE SYSTEM . . . . .	Pressure
REAR TIRES . . . . .	42 x 5 inches, dual solid	CLUTCH . . . . .	Cone
SERVICE BRAKE . . . . .	Contracting on differential	TRANSMISSION . . . . .	Selective sliding
EMERGENCY BRAKE . . . . .	Expanding on rear wheels	GEAR CHANGES . . . . .	Four forward, one reverse
CYLINDERS . . . . .	Four	DRIVE . . . . .	Double chain
HOW ARRANGED . . . . .	Vertically	REAR AXLE . . . . .	Dead
CAST . . . . .	In pairs	STEERING GEAR . . . . .	Worm and sector

A C M E  
MOTOR TRUCK  
C O M P A N Y  
C A D I L L A C  
M I C H I G A N

Stake . . . . . }  
Express . . . . . } Prices Upon  
Steel Dump . . . . . } Application  
Lumber and Other  
Special Body  
Designs . . . . . }




---

ACME TWO-TON TRUCK—A

---


COLOR . . . . .	Gray prime	HORSEPOWER . . . . .	27.23 (N.A.C.C. Rating)
CARRYING CAPACITY	4000 pounds	BORE AND STROKE . . . . .	4 $\frac{1}{8}$ x 5 $\frac{1}{4}$ inches
POSITION OF DRIVER	Left side	LUBRICATION . . . . .	Force feed and splash
WHEELBASE . . . . .	148 inches	RADIATOR . . . . .	Tubular
GAUGE . . . . .	58 $\frac{1}{2}$ inches	COOLING . . . . .	Water pump
WHEELS . . . . .	Wood	IGNITION . . . . .	High tension magneto
FRONT TIRES . . . . .	36 x 4 inches, single solid	GASOLINE SYSTEM . . . . .	Vacuum
REAR TIRES . . . . .	36 x 7 inches, dual solid	CLUTCH . . . . .	Dry plate
SERVICE BRAKE . . . . .	Expanding on rear wheels	TRANSMISSION . . . . .	Selective dog clutch type
EMERGENCY BRAKE . . . . .	Expanding on rear wheels	GEAR CHANGES . . . . .	Three forward, one reverse
CYLINDERS . . . . .	Four	DRIVE . . . . .	Worm
HOW ARRANGED . . . . .	Vertically	REAR AXLE . . . . .	Full floating
CAST . . . . .	En bloc	STEERING GEAR . . . . .	Screw and nut

---

A C M E  
MOTOR TRUCK  
C O M P A N Y

C A D I L L A C  
M I C H I G A N

One-Ton . . . . .	} Prices Upon Application
Two-Ton . . . . .	
Three-and-one-half-Ton . . . . .	
Five-Ton . . . . .	




---

ACME FIVE-TON TRUCK—E

---


COLOR . . . . .	Gray prime	CAST . . . . .	In pairs
CARRYING CAPACITY	10,000 pounds	HORSEPOWER . . . . .	36.1 (N.A.C.C. Rating)
POSITION OF DRIVER	Left side	BORE AND STROKE . . . . .	4 3/4 x 6 inches
WHEELBASE . . . . .	180 inches	LUBRICATION . . . . .	Full force feed
GAUGE . . . . .	Front, 68 3/4 inches; rear, 69 1/2 inches	RADIATOR . . . . .	Tubular
WHEELS . . . . .	Steel	COOLING . . . . .	Water pump
FRONT TIRES . . . . .	36 x 6 inches, single solid	IGNITION . . . . .	High tension magneto
REAR TIRES . . . . .	40 x 6 inches, dual solid	GASOLINE SYSTEM . . . . .	Vacuum
SERVICE BRAKE . . . . .	Expanding on rear wheels	CLUTCH . . . . .	Single dry plate
EMERGENCY BRAKE . . . . .	Expanding on rear wheels	TRANSMISSION . . . . .	Selective dog clutch type
CYLINDERS . . . . .	Four	GEAR CHANGES . . . . .	Three forward, one reverse
HOW ARRANGED . . . . .	Vertically	DRIVE . . . . .	Worm
		REAR AXLE . . . . .	Full floating
		STEERING GEAR . . . . .	Screw and nut

---

SERVICE  
MOTOR TRUCK  
COMPANY

WABASH  
INDIANA

Price . . . . . \$3000  
Three-and-One-Half Ton, 71 . . . 3900




SERVICE TWO-TON TRUCK—41

COLOR . . . . .	Battleship gray	HORSEPOWER . . . . .	28.9 (N.A.C.C. Rating)
CARRYING CAPACITY	4000 pounds	BORE AND STROKE . . . . .	4¼ x 5½ inches
POSITION OF DRIVER	Left side	LUBRICATION . . . . .	Force feed
WHEELBASE . . . . .	160 inches	RADIATOR . . . . .	Tubular
GAUGE . . . . .	58½ inches	COOLING . . . . .	Water pump
WHEELS . . . . .	Wood	IGNITION . . . . .	High tension magneto
FRONT TIRES . . . . .	36 x 4 inches solid	LIGHTING SYSTEM . . . . .	Gas
REAR TIRES . . . . .	36 x 7 inches, single solid or 36 x 4 inches, dual solid	GASOLINE SYSTEM . . . . .	Gravity
SERVICE BRAKE . . . . .	Expanding on rear wheels	CLUTCH . . . . .	Dry plate
EMERGENCY BRAKE . . . . .	Expanding on rear wheels	TRANSMISSION . . . . .	Selective sliding
CYLINDERS . . . . .	Four	GEAR CHANGES . . . . .	Four forward, one reverse
HOW ARRANGED . . . . .	Vertically	DRIVE . . . . .	Worm
CAST . . . . .	En bloc	REAR AXLE . . . . .	Full floating
		STEERING GEAR . . . . .	Worm and nut

SERVICE  
MOTOR TRUCK  
COMPANY

WABASH  
INDIANA

Price . . . . . \$5000  
Three-and-One-Half Ton  
Special, 76 . . . . . 4200




SERVICE FIVE-TON TRUCK—101

COLOR . . . . .	Battleship gray	HORSEPOWER . . . . .	32.4 (N.A.C.C. Rating)
CARRYING CAPACITY	10,000 pounds	BORE AND STROKE . . .	4½ x 6 inches
POSITION OF DRIVER	Left side	LUBRICATION . . . . .	Force feed
WHEELBASE . . . . .	171½ inches	RADIATOR . . . . .	Tubular
GAUGE . . . . .	69 inches	COOLING . . . . .	Water pump
WHEELS . . . . .	Steel	IGNITION . . . . .	High tension magneto
FRONT TIRES . . . . .	36 x 6 inches, solid	LIGHTING SYSTEM . . .	Gas
REAR TIRES . . . . .	40 x 6 inches, dual solid	GASOLINE SYSTEM . . .	Gravity
SERVICE BRAKE . . . .	Expanding on rear wheels	CLUTCH . . . . .	Dry multiple disc
EMERGENCY BRAKE . .	Expanding on rear wheels	TRANSMISSION . . . . .	Selective sliding
CYLINDERS . . . . .	Four	GEAR CHANGES . . . .	Four forward, one reverse
HOW ARRANGED . . . .	Vertically	DRIVE . . . . .	Worm
CAST . . . . .	En bloc	REAR AXLE . . . . .	Full floating
		STEERING GEAR . . . . .	Worm and nut

STANDARD  
MOTOR TRUCK  
COMPANY

DETROIT  
MICHIGAN

Price . . . . .	\$3675
Three-and-One-half Ton-Stake Body Cab, Top and Windshield —66 . . . . .	3905
Two-Ton—76 . . . . .	2800
Two-Ton Stake Body Cab, Top and Windshield—76 . . . . .	3005
Five-Ton—86 . . . . .	4650
Five-Ton Stake Body Cab and Windshield—86 . . . . .	4905




STANDARD THREE-AND-ONE-HALF-TON TRUCK—66

*COLOR . . . . .	Lead	HORSEPOWER . . . . .	32.4 (N.A.C.C. Rating)
CARRYING CAPACITY . . . . .	7000 pounds	BORE AND STROKE . . . . .	4½ x 5½ inches
POSITION OF DRIVER . . . . .	Left side	LUBRICATION . . . . .	Splash with circulating pump
WHEELBASE . . . . .	160 inches	RADIATOR . . . . .	Tubular
GAUGE . . . . .	67 inches	COOLING . . . . .	Water pump
WHEELS . . . . .	Wood	GASOLINE SYSTEM . . . . .	Vacuum
FRONT TIRES . . . . .	36 x 5 inches, solid	CLUTCH . . . . .	Dry plate, multiple disc
REAR TIRES . . . . .	36 x 5 inches, dual solid	TRANSMISSION . . . . .	Selective sliding
SERVICE BRAKE . . . . .	Expanding on rear wheels	GEAR CHANGES . . . . .	Four forward, one reverse
EMERGENCY BRAKE . . . . .	Expanding on rear wheels	DRIVE . . . . .	Worm
CYLINDERS . . . . .	Four	REAR AXLE . . . . .	Full floating
HOW ARRANGED . . . . .	Vertically	STEERING GEAR . . . . .	Worm and gear
CAST . . . . .	In pairs		

**W A L T E R  
M O T O R T R U C K  
C O M P A N Y**

110 WEST END AVE.  
NEW YORK, N. Y.

Price, Chassis . . . . . \$5750  
Six-Ton Four-Wheel-Drive . . . . . 5850  
Seven-and-One-Half-Ton Four-  
Wheel-Drive . . . . . 6000



**WALTER FOUR-WHEEL-DRIVE FIVE-TON TRUCK**

COLOR . . . . .	Lead	CAST . . . . .	In pairs
CARRYING CAPACITY.	10,000 pounds	HORSEPOWER . . . . .	32.4 (N.A.C.C. Rating)
POSITION OF DRIVER	Left side	BORE AND STROKE . . . . .	4½ x 6½ inches
WHEELBASE . . . . .	140 inches	LUBRICATION . . . . .	Force feed with circulating pump
GAUGE . . . . .	Front, 64 inches; rear, 67½ inches	RADIATOR . . . . .	Tubular
WHEELS . . . . .	Cast steel	COOLING . . . . .	Water pump
FRONT TIRES . . . . .	40 x 6 inches, single solid	IGNITION . . . . .	High tension magneto
REAR TIRES . . . . .	40 x 10 inches, single solid	GASOLINE SYSTEM . . . . .	Gravity
SERVICE BRAKE . . . . .	Contracting on transmission shaft	CLUTCH . . . . .	Dry plate multiple disc
EMERGENCY BRAKE . . . . .	Contracting on rear wheels	TRANSMISSION . . . . .	Selective sliding
CYLINDERS . . . . .	Four	GEAR CHANGES . . . . .	Four forward, one reverse
HOW ARRANGED . . . . .	Vertically	DRIVE . . . . .	Spur gear to wheels
		REAR AXLE . . . . .	Dead
		STEERING GEAR . . . . .	Worm and gear


In addition to above specifications, price includes cab, self-starter and electric lighting.



VIM MOTOR  
TRUCK  
COMPANY

PHILADELPHIA  
PENNSYLVANIA

Price, Chassis . . . . .	\$945
Model "P" . . . . .	1045
Model "D" . . . . .	1085
Model "S" . . . . .	1125
Model "M" . . . . .	1195
One-Ton Chassis . . . . .	2195
Two-Ton Chassis . . . . .	3150
Three-Ton Chassis . . . . .	3950
Model "H" . . . . .	1045
Model "B" . . . . .	1085
Model "A" . . . . .	1125
Model "G" . . . . .	1165
Model "T" . . . . .	1585
Model "U" . . . . .	1475
Model "J" . . . . .	1350
Model "K" . . . . .	1875




VIM ONE-HALF-TON TRUCK—C

COLOR . . . . .	Chassis, black; wheels, red	BORE AND STROKE . . . . .	3 x 4½ inches
CARRYING CAPACITY . . . . .	1000 pounds	LUBRICATION . . . . .	Splash with circulating pump
POSITION OF DRIVER . . . . .	Left side	RADIATOR . . . . .	Tubular
WHEELBASE . . . . .	108 inches	COOLING . . . . .	Thermo-syphon
GAUGE . . . . .	56 inches	IGNITION . . . . .	High tension magneto
WHEELS . . . . .	Wood	LIGHTING SYSTEM . . . . .	Electric
FRONT TIRES . . . . .	31 x 4 inches	VOLTAGES . . . . .	Six to eight
REAR TIRES . . . . .	31 x 4 inches, anti-skid	WIRING SYSTEM . . . . .	Single
SERVICE BRAKE . . . . .	Contracting on rear wheels	GASOLINE SYSTEM . . . . .	Gravity
EMERGENCY BRAKE . . . . .	Expanding on rear wheels	CLUTCH . . . . .	Cone
CYLINDERS . . . . .	Four	TRANSMISSION . . . . .	Selective sliding
HOW ARRANGED . . . . .	Vertically	GEAR CHANGES . . . . .	Three forward, one reverse
CAST . . . . .	En bloc	DRIVE . . . . .	Plain bevel
HORSEPOWER . . . . .	14.4 (N.A.C.C. Rating)	REAR AXLE . . . . .	Semi-floating
		STEERING GEAR . . . . .	Worm and nut

In addition to above specifications, price includes windshield, dash, hand horn, demountable rims and front fenders.

GENERAL  
MOTORS  
TRUCK  
COMPANY

PONTIAC  
MICHIGAN




---

G M C FIVE-TON TRUCK—101-A

---

COLOR . . . . .	Gray lead	HORSEPOWER . . . . .	32.4 (N.A.C.C. Rating)
CARRYING CAPACITY . . . . .	10,000 pounds	BORE AND STROKE . . . . .	4½ x 5½ inches
POSITION OF DRIVER . . . . .	Left side	LUBRICATION . . . . .	Splash with circulating pump
WHEELBASE . . . . .	163 inches	RADIATOR . . . . .	Tubular
GAUGE . . . . .	Front, 71¾ inches; rear, 69½ inches	COOLING . . . . .	Water pump
WHEELS . . . . .	Cast steel	IGNITION . . . . .	High tension magneto
FRONT TIRES . . . . .	36 x 6 inches, single solid	GASOLINE SYSTEM . . . . .	Gravity
REAR TIRES . . . . .	40 x 6 inches, dual solid	CLUTCH . . . . .	Dry multiple disc
SERVICE BRAKE . . . . .	Expanding on rear axle	TRANSMISSION . . . . .	Selective sliding
EMERGENCY BRAKE . . . . .	Expanding on rear axle	GEAR CHANGES . . . . .	Four forward, one reverse
CYLINDERS . . . . .	Four	DRIVE . . . . .	Worm
HOW ARRANGED . . . . .	Vertically	REAR AXLE . . . . .	Full floating
CAST . . . . .	Pairs	STEERING GEAR . . . . .	Screw and nut

---

G. A. SCHACHT  
MOTOR TRUCK  
C O M P A N Y

C I N C I N N A T I  
O H I O

Chassis . . . . . \$3950  
Two-and-one-half-ton . . . 3500  
Two-ton . . . . . 3150




SCHACHT THREE-AND-ONE-HALF-TON TRUCK

COLOR . . . . .	Lead	CAST . . . . .	En bloc
CARRYING CAPACITY . . . . .	7000 pounds	HORSEPOWER . . . . .	28.9 (N.A.C.C. Rating)
POSITION OF DRIVER . . . . .	Left side	BORE AND STROKE . . . . .	4¼ x 5½ inches
WHEELBASE . . . . .	168 inches	LUBRICATION . . . . .	Full force feed
GAUGE . . . . .	Front, 62 inches; rear, 64 inches	RADIATOR . . . . .	Tubular
WHEELS . . . . .	Wood	COOLING . . . . .	Water pump
FRONT TIRES . . . . .	36 x 5 inches, single solid	GASOLINE SYSTEM . . . . .	Gravity
REAR TIRES . . . . .	36 x 5 inches, dual solid	CLUTCH . . . . .	Cone
SERVICE BRAKE . . . . .	Contracting on propeller shaft	TRANSMISSION . . . . .	Selective sliding
EMERGENCY BRAKE . . . . .	Expanding on rear wheels	GEAR CHANGES . . . . .	Three forward, one reverse
CYLINDERS . . . . .	Four	DRIVE . . . . .	Worm
HOW ARRANGED . . . . .	Vertically	REAR AXLE . . . . .	Live axle, full floating
		STEERING GEAR . . . . .	Worm and gear

In addition to above specifications, price includes open seat, two side lamps, tail lamp, hubodometer, horn, tool box, jack and tools.

G. A. SCHACHT  
MOTOR TRUCK  
C O M P A N Y  
C I N C I N N A T I  
O H I O

Price, \$4950




---

SCHACHT FIVE-TON TRUCK

---

COLOR . . . . .	Lead	HORSEPOWER . . . . .	28.9 (N.A.C.C. Rating)
CARRYING CAPACITY . . . . .	10,000 pounds	BORE AND STROKE . . . . .	4¼ x 5½ inches
POSITION OF DRIVER . . . . .	Left side	LUBRICATION . . . . .	Full force feed
WHEELBASE . . . . .	168 inches	RADIATOR . . . . .	Tubular
GAUGE . . . . .	Front, 64 inches; rear, 66 inches	COOLING . . . . .	Water pump
WHEELS . . . . .	Wood	IGNITION . . . . .	High tension magneto
FRONT TIRES . . . . .	36 x 5 inches, single solid	LIGHTING SYSTEM . . . . .	Gas
REAR TIRES . . . . .	40 x 6 inches, dual solid	GASOLINE SYSTEM . . . . .	Gravity
SERVICE BRAKE . . . . .	Contracting on propeller shaft	CLUTCH . . . . .	Cone
EMERGENCY BRAKE . . . . .	Expanding on rear wheels	TRANSMISSION . . . . .	Selective sliding
CYLINDERS . . . . .	Four	GEAR CHANGES . . . . .	Three forward, one reverse
HOW ARRANGED . . . . .	Vertically	DRIVE . . . . .	Worm
CAST . . . . .	En bloc	REAR AXLE . . . . .	Live axle, full floating
		STEERING GEAR . . . . .	Worm and gear


In addition to above specifications, price includes open seat, two side lamps, tail lamp, horn, hubodometer, tool box, jack and tools.

---

I N T E R -  
N A T I O N A L  
H A R V E S T E R  
C O M P A N Y

Price, Chassis, \$1550

C H I C A G O  
I L L I N O I S




---

INTERNATIONAL THREE-QUARTER-TON TRUCK—H


---

COLOR . . . . .	Red	LUBRICATION . . . . .	Splash with circulating pump
CARRYING CAPACITY . . . . .	1500 pounds	RADIATOR . . . . .	Tubular
POSITION OF DRIVER . . . . .	Left side	COOLING . . . . .	Water pump
WHEELBASE . . . . .	115 inches	IGNITION . . . . .	High tension magneto
GAUGE . . . . .	56 inches	LIGHTING SYSTEM . . . . .	Gas
WHEELS . . . . .	Wood	WIRING SYSTEM . . . . .	Single
FRONT TIRES . . . . .	36 x 3 inches, solid	GASOLINE SYSTEM . . . . .	Gravity
REAR TIRES . . . . .	36 x 3½ inches, solid	CLUTCH . . . . .	Dry multiple disc
SERVICE BRAKE . . . . .	Expanding on rear wheels	TRANSMISSION . . . . .	Selective sliding
EMERGENCY BRAKE . . . . .	Expanding on rear wheels	GEAR CHANGES . . . . .	Three forward, one reverse
CYLINDERS . . . . .	Four	DRIVE . . . . .	Internal gear drive
HOW ARRANGED . . . . .	Vertically	REAR AXLE . . . . .	Live axle for transmitting power; dead axle for carrying load
CAST . . . . .	En bloc	STEERING GEAR . . . . .	Worm and nut
HORSEPOWER . . . . .	19.6 (N.A.C.C. Rating)		
BORE AND STROKE . . . . .	3½ x 5¼ inches		

INTERNATIONAL  
HARVESTER  
COMPANY

CHICAGO  
ILLINOIS

Price, Chassis only . . . . . \$1850  
Chassis only, 146-inch Wheelbase 1900




INTERNATIONAL ONE-TON TRUCK—F

COLOR . . . . .	Red	LUBRICATION . . . . .	Splash with circulating pump
CARRYING CAPACITY . . . . .	2000 pounds	RADIATOR . . . . .	Tubular
POSITION OF DRIVER . . . . .	Left side	COOLING . . . . .	Water pump
WHEELBASE . . . . .	128 inches	IGNITION . . . . .	High tension magneto
GAUGE . . . . .	56 inches	LIGHTING SYSTEM . . . . .	Gas
WHEELS . . . . .	Wood	WIRING SYSTEM . . . . .	Single
FRONT TIRES . . . . .	36 x 3½ inches, solid	GASOLINE SYSTEM . . . . .	Gravity
REAR TIRES . . . . .	36 x 4 inches, solid	CLUTCH . . . . .	Dry multiple disc
SERVICE BRAKE . . . . .	Expanding on rear wheels	TRANSMISSION . . . . .	Selective sliding
EMERGENCY BRAKE . . . . .	Expanding on rear wheels	GEAR CHANGES . . . . .	Three forward, one reverse
CYLINDERS . . . . .	Four	DRIVE . . . . .	Internal gear drive
HOW ARRANGED . . . . .	Vertically	REAR AXLE . . . . .	Live axle for transmitting power; dead axle for carrying load
CAST . . . . .	En bloc	STEERING GEAR . . . . .	Worm and nut
HORSEPOWER . . . . .	19.6 (N.A.C.C. Rating)		
BORE AND STROKE . . . . .	3¼ x 5¼ inches		

INTERNATIONAL  
HARVESTER  
COMPANY  
CHICAGO  
ILLINOIS

Price, Chassis only . . . . . \$2200  
Chassis only, 146-inch Wheelbase 2250




---

INTERNATIONAL ONE-AND-ONE-HALF-TON TRUCK—K

---


COLOR . . . . .	Red	LUBRICATION . . . . .	Splash with circulating pump
CARRYING CAPACITY . . . . .	3000 pounds	RADIATOR . . . . .	Tubular
POSITION OF DRIVER . . . . .	Left side	COOLING . . . . .	Water pump
WHEELBASE . . . . .	128 inches	IGNITION . . . . .	High tension magneto
GAUGE . . . . .	61 inches	LIGHTING SYSTEM . . . . .	Gas
WHEELS . . . . .	Wood	WIRING SYSTEM . . . . .	Single
FRONT TIRES . . . . .	36 x 3½ inches, solid	GASOLINE SYSTEM . . . . .	Gravity
REAR TIRES . . . . .	36 x 5 inches, solid	CLUTCH . . . . .	Dry multiple disc
SERVICE BRAKE . . . . .	Expanding on rear wheels	TRANSMISSION . . . . .	Selective sliding
EMERGENCY BRAKE . . . . .	Expanding on rear wheels	GEAR CHANGES . . . . .	Three forward, one reverse
CYLINDERS . . . . .	Four	DRIVE . . . . .	Internal gear drive
HOW ARRANGED . . . . .	Vertically	REAR AXLE . . . . .	Live axle for transmitting power; dead axle for carrying load
CAST . . . . .	En bloc	STEERING GEAR . . . . .	Worm and nut
HORSEPOWER . . . . .	19.6 (N.A.C.C. Rating)		
BORE AND STROKE . . . . .	3½ x 5¼ inches		

---

INTERNATIONAL  
HARVESTER  
COMPANY

CHICAGO  
ILLINOIS

Price, Chassis only . . . . . \$2600  
Chassis only, 160-inch Wheelbase 2650




INTERNATIONAL TWO-TON TRUCK—G

COLOR . . . . .	Red	LUBRICATION . . . . .	Splash with circulating pump
CARRYING CAPACITY	4000 pounds	RADIATOR . . . . .	Tubular
POSITION OF DRIVER	Left side	COOLING . . . . .	Thermo-syphon
WHEELBASE . . . . .	135 inches	IGNITION . . . . .	High tension magneto
GAUGE . . . . .	Front, 58 inches; rear, 62 inches	LIGHTING SYSTEM . . . . .	Gas
WHEELS . . . . .	Wood	WIRING SYSTEM . . . . .	Single
FRONT TIRES . . . . .	36 x 4 inches, solid	GASOLINE SYSTEM . . . . .	Vacuum
REAR TIRES . . . . .	36 x 6 inches, solid	CLUTCH . . . . .	Dry multiple disc
SERVICE BRAKE . . . . .	Expanding on rear wheels	TRANSMISSION . . . . .	Selective sliding
EMERGENCY BRAKE . . . . .	Expanding on rear wheels	GEAR CHANGES . . . . .	Three forward, one reverse
CYLINDERS . . . . .	Four	DRIVE . . . . .	Internal gear drive
HOW ARRANGED . . . . .	Vertically	REAR AXLE . . . . .	Live axle for transmitting power; dead axle for carrying load
CAST . . . . .	En bloc	STEERING GEAR . . . . .	Worm and nut
HORSEPOWER . . . . .	25.6 (N.A.C.C. Rating)		
BORE AND STROKE . . . . .	4 x 5 inches		



NASH MOTORS  
C O M P A N Y  
K E N O S H A  
W I S C O N S I N

Price . . . . . \$2175  
Nash One-Ton 1650  
Nash Quad . . . 3250




---

NASH TWO-TON TRUCK


---

COLOR . . . . .	Lead	LUBRICATION . . . . .	Force feed and splash
CARRYING CAPACITY . . . . .	4000 pounds	RADIATOR . . . . .	Tubular
POSITION OF DRIVER . . . . .	Left side	COOLING . . . . .	Water pump
WHEELBASE . . . . .	144 inches	IGNITION . . . . .	Magneto
GAUGE . . . . .	56½ inches front; 60½ inches rear	STARTING SYSTEM . . . . .	Two unit
WHEELS . . . . .	Wood	STARTER OPERATED . . . . .	Gear to fly wheel
FRONT TIRES . . . . .	34 x 4 inches	LIGHTING SYSTEM . . . . .	Electric
REAR TIRES . . . . .	34 x 6 inches	VOLTAGES . . . . .	Six
SERVICE BRAKE . . . . .	Contracting on rear wheels	WIRING SYSTEM . . . . .	Single
EMERGENCY BRAKE . . . . .	Contracting on transmission	GASOLINE SYSTEM . . . . .	Gravity
CYLINDERS . . . . .	Four	CLUTCH . . . . .	Plate
HOW ARRANGED . . . . .	Vertically	TRANSMISSION . . . . .	Selective sliding
CAST . . . . .	En bloc	GEAR CHANGES . . . . .	Three forward, one reverse
HORSEPOWER . . . . .	22.5 (N.A.C.C. Rating)	DRIVE . . . . .	Plain bevel and internal gear
BORE AND STROKE . . . . .	3¾ x 5¼ inches	REAR AXLE . . . . .	Dead
		STEERING GEAR . . . . .	Screw and nut

---

MAXWELL  
MOTOR  
COMPANY  
DETROIT  
MICHIGAN

Chassis . . . . .	\$1085
Chassis with Cab . . . . .	1125
Box Body . . . . .	1175
Stake Gate . . . . .	1180
Box-less Cab . . . . .	1135
Express . . . . .	1195




---

MAXWELL ONE-TON TRUCK

---


COLOR . . . . .	Body, blue; running gear, red	HORSEPOWER . . . . .	21.03 (N.A.C.C. Rating)
CARRYING CAPACITY . . . . .	2000 pounds	BORE AND STROKE . . . . .	3 $\frac{3}{8}$ x 4 $\frac{1}{2}$ inches
POSITION OF DRIVER . . . . .	Left side	LUBRICATION . . . . .	Pump over and splash
WHEELBASE . . . . .	124 inches	RADIATOR . . . . .	Tubular
GAUGE . . . . .	56 inches	COOLING . . . . .	Thermo-syphon
WHEELS . . . . .	Wood	IGNITION . . . . .	Distributor and storage batteries
FRONT TIRES . . . . .	32 x 3 inches, single solid	LIGHTING SYSTEM . . . . .	Electric
REAR TIRES . . . . .	32 x 4 inches, single solid	GASOLINE SYSTEM . . . . .	Gravity
SERVICE BRAKE . . . . .	Expanding on rear wheels	CLUTCH . . . . .	Cone
EMERGENCY BRAKE . . . . .	Expanding on rear wheels	TRANSMISSION . . . . .	Selective sliding
CYLINDERS . . . . .	Four	GEAR CHANGES . . . . .	Three forward, one reverse
HOW ARRANGED . . . . .	Vertically	DRIVE . . . . .	Worm drive
CAST . . . . .	En bloc	REAR AXLE . . . . .	Semi-floating
		STEERING GEAR . . . . .	Worm and gear

---

AMERICAN-  
LA FRANCE  
FIRE ENGINE  
COMPANY

E L M I R A  
N E W Y O R K

Price, 85-Foot—6-C	\$14000
75-Foot—6-C	13500
65-Foot—6-C	13000
55-Foot—6-C	12500
85-Foot—4-C	13500
75-Foot—4-C	13000
65-Foot—4-C	12500
55-Foot—4-C	12000




---

AMERICAN-LA FRANCE AERIAL HOOK AND LADDER TRUCK

---


COLOR . . . . .	Optional	BORE AND STROKE . . . . .	5½ x 6 inches
POSITION OF DRIVER . . . . .	Right side	LUBRICATION . . . . .	Force feed and splash
WHEELBASE . . . . .	19 feet, 9 inches to 31 feet, 9 inches	RADIATOR . . . . .	Cellular
GAUGE . . . . .	Front, 76¾ inches; rear, 62 inches	COOLING . . . . .	Water pump
WHEELS . . . . .	Front, solid cast steel; rear, wood	IGNITION . . . . .	High tension magneto and storage battery
FRONT TIRES . . . . .	38 x 4 inches, dual solid	STARTING SYSTEM . . . . .	Two unit
REAR TIRES . . . . .	42 x 4 inches, single solid	STARTER OPERATED . . . . .	Gear to fly wheel
SERVICE BRAKE . . . . .	Contracting on jack shaft	LIGHTING SYSTEM . . . . .	Electric
EMERGENCY BRAKE . . . . .	Expanding on front wheels	VOLTAGES . . . . .	Six
CYLINDERS . . . . .	Four or six	WIRING SYSTEM . . . . .	Single
HOW ARRANGED . . . . .	Vertically	GASOLINE SYSTEM . . . . .	Gravity
CAST . . . . .	In pairs	CLUTCH . . . . .	Dry multiple disc
HORSEPOWER . . . . .	48.4 or 72.6 (N.A.C.C. Rating)	TRANSMISSION . . . . .	Selective sliding
		GEAR CHANGES . . . . .	Three forward, one reverse
		DRIVE . . . . .	To front wheels
		REAR AXLE . . . . .	Dead
		STEERING GEAR . . . . .	Planetary

In addition to above specifications, price includes speedometer, voltmeter, siren horn and locomotive bell.

AMERICAN-  
LA FRANCE  
FIRE ENGINE  
COMPANY

E L M I R A  
N E W Y O R K

Price, 1000-gallon—6-C . . . . .	\$12000
750-gallon—6-C . . . . .	11500
600-gallon—4-C . . . . .	10500
500-gallon—4-C . . . . .	10250
350-gallon—6-C . . . . .	9250
300-gallon—4-C . . . . .	8750




AMERICAN-LA FRANCE TRIPLE COMBINATION PUMPING CAR

COLOR . . . . .	Optional	LUBRICATION . . . . .	Force feed and splash
POSITION OF DRIVER . . . . .	Right side	RADIATOR . . . . .	Cellular
WHEELBASE . . . . .	140¾ inches or 156¾ inches	COOLING . . . . .	Water pump
GAUGE . . . . .	Front, 62 inches; rear, 71¾ inches	IGNITION . . . . .	High tension magneto and storage battery
WHEELS . . . . .	Wood	STARTING SYSTEM . . . . .	Two unit
FRONT TIRES . . . . .	38 x 4 inches, single cushion	STARTER OPERATED . . . . .	Gear to fly wheel
REAR TIRES . . . . .	38 x 4 inches, dual cushion	LIGHTING SYSTEM . . . . .	Electric
SERVICE BRAKE . . . . .	Contracting on rear wheels	VOLTAGES . . . . .	Six
EMERGENCY BRAKE . . . . .	Expanding on rear wheels	WIRING SYSTEM . . . . .	Single
CYLINDERS . . . . .	Four or six	GASOLINE SYSTEM . . . . .	Gravity
HOW ARRANGED . . . . .	Vertically	CLUTCH . . . . .	Dry multiple disc
CAST . . . . .	In pairs	TRANSMISSION . . . . .	Selective sliding
HORSEPOWER . . . . .	48.4 or 72.6 (N.A.C.C. Rating)	GEAR CHANGES . . . . .	Three forward, one reverse
BORE AND STROKE . . . . .	5½ x 6 inches	DRIVE . . . . .	Plain bevel
		REAR AXLE . . . . .	Dead
		STEERING GEAR . . . . .	Worm and gear

In addition to above specifications, price includes speedometer, voltmeter, siren horn and locomotive bell.

D U P L E X  
T R U C K  
C O M P A N Y

L A N S I N G  
M I C H I G A N




---

**DUPLEX 4-WHEEL DRIVE THREE-AND-ONE-HALF-TON TRUCK—E**


---

COLOR . . . . .	Gray, with red wheels	LUBRICATION . . . . .	Force feed and splash
CARRYING CAPACITY . . . . .	7000 pounds	RADIATOR . . . . .	Tubular
POSITION OF DRIVER . . . . .	Left side	COOLING . . . . .	Water pump
WHEELBASE . . . . .	130 inches	IGNITION . . . . .	High tension magneto
GAUGE . . . . .	60 inches	LIGHTING SYSTEM . . . . .	Gas
WHEELS . . . . .	Wood	GASOLINE SYSTEM . . . . .	Vacuum
FRONT TIRES . . . . .	36 x 6 inches	CLUTCH . . . . .	Dry multiple disc
REAR TIRES . . . . .	36 x 6 inches	TRANSMISSION . . . . .	Selective sliding
SERVICE BRAKE . . . . .	Contracting on chain case drum	GEAR CHANGES . . . . .	Four forward, one reverse, with sub-transmission giving eight forward, two reverse
EMERGENCY BRAKE . . . . .	Contracting on rear wheels	DRIVE . . . . .	Plain bevel and spur gear
CYLINDERS . . . . .	Four	REAR AXLE . . . . .	Dead axle with live shafts removable
HOW ARRANGED . . . . .	Vertically	STEERING GEAR . . . . .	Worm and block
CAST . . . . .	En bloc		
HORSEPOWER . . . . .	32.4 (N.A.C.C. Rating)		
BORE AND STROKE . . . . .	4½ x 5½ inches		

In addition to above specifications, price includes cab and seat, windshield and speedometer.

STEWART  
MOTOR  
CORPORATION  
B U F F A L O  
N E W Y O R K

Price, Chassis . . . . .	\$2575
With Stake Platform Body . . .	2820
1500-Pound . . . . .	950
2000-Pound . . . . .	1575
3000-Pound . . . . .	1975
7000-Pound . . . . .	3500




---

STEWART TWO-TON TRUCK—7

---


COLOR . . . . .	Lead	CAST . . . . .	En bloc
CARRYING CAPACITY . . . . .	4000 pounds	HORSEPOWER . . . . .	27.23 (N.A.C.C. Rating)
POSITION OF DRIVER . . . . .	Left side	BORE AND STROKE . . . . .	4 1/8 x 5 1/4 inches
WHEELBASE . . . . .	156 or 174 inches	LUBRICATION . . . . .	Splash with circulating pump
GAUGE . . . . .	Front, 56 inches; Rear, 61 inches	RADIATOR . . . . .	Tubular
WHEELS . . . . .	Wood	COOLING . . . . .	Water pump
FRONT TIRES . . . . .	34 x 4 inches, single solid	IGNITION . . . . .	High tension magneto
REAR TIRES . . . . .	34 x 4 inches dual solid or Giant 34 x 7 inches	CLUTCH . . . . .	Dry multiple disc
SERVICE BRAKE . . . . .	Contracting on rear wheels	TRANSMISSION . . . . .	Selective sliding
EMERGENCY BRAKE . . . . .	Contracting on drive shaft	GEAR CHANGES . . . . .	Three forward, one reverse
CYLINDERS . . . . .	Four	DRIVE . . . . .	Internal gear
HOW ARRANGED . . . . .	Vertically	REAR AXLE . . . . .	Dead
		STEERING GEAR . . . . .	Worm and nut

---

THE AUTOCAR  
C O M P A N Y

A R D M O R E  
P E N N S Y L V A N I A

Price, Chassis . . . . .	\$2050
With Open Express Body . . . . .	2275
With Express Body with Top . . . . .	2370
With Coal or Contractor Body and Power Hoist . . . . .	2700




AUTOCAR TWO-TON TRUCK—XXI-F

COLOR . . . . .	Red	HORSEPOWER . . . . .	18 (N.A.C.C. Rating)
CARRYING CAPACITY . . . . .	4000 pounds	BORE AND STROKE . . . . .	4 $\frac{1}{4}$ x 4 $\frac{1}{2}$ inches
POSITION OF DRIVER . . . . .	Right side	LUBRICATION . . . . .	Full splash
WHEELBASE . . . . .	97 inches	RADIATOR . . . . .	Tubular
GAUGE . . . . .	58 inches	COOLING . . . . .	Water pump
WHEELS . . . . .	Wood	IGNITION . . . . .	High tension magneto
FRONT TIRES . . . . .	34 x 4 inches, solid, pneumatic optional	GASOLINE SYSTEM . . . . .	Gravity
REAR TIRES . . . . .	34 x 5 inches, solid, pneumatic optional	CLUTCH . . . . .	Plate
SERVICE BRAKE . . . . .	Contracting on rear wheels	TRANSMISSION . . . . .	Sliding gear
EMERGENCY BRAKE . . . . .	Expanding on rear wheels	GEAR CHANGES . . . . .	Three forward, one reverse
CYLINDERS . . . . .	Two	DRIVE . . . . .	Compound, bevel and spur
HOW ARRANGED . . . . .	Horizontally	REAR AXLE . . . . .	Full floating
CAST . . . . .	Separately	STEERING GEAR . . . . .	Bevel pinion and sector

CHEVROLET  
MOTOR  
COMPANY

BROADWAY  
AT 57th STREET  
NEW YORK CITY

Price . . . . .	\$1545
Truck Chassis . . . . .	1325
Truck Chassis with Express Body	146



CHEVROLET ONE-TON TRUCK

COLOR . . . . .	Body, dark green; running gear, black	LUBRICATION . . . . .	Full splash with circulating pump
CARRYING CAPACITY . . . . .	2000 pounds	RADIATOR . . . . .	Cellular
POSITION OF DRIVER . . . . .	Left side	COOLING . . . . .	Water pump
WHEELBASE . . . . .	125 inches	IGNITION . . . . .	Storage battery
GAUGE . . . . .	56 inches	STARTING SYSTEM . . . . .	Two unit
WHEELS . . . . .	Wood	STARTER OPERATED . . . . .	Gear to fly wheel
FRONT TIRES . . . . .	31 x 4 inches, pneumatic	LIGHTING SYSTEM . . . . .	Electric
REAR TIRES . . . . .	32 x 4 inches, solid	VOLTAGES . . . . .	Six
SERVICE BRAKE . . . . .	Expanding on rear wheels	WIRING SYSTEM . . . . .	Single
EMERGENCY BRAKE . . . . .	Expanding on rear wheels	GASOLINE SYSTEM . . . . .	Gravity
CYLINDERS . . . . .	Four	CLUTCH . . . . .	Cone
HOW ARRANGED . . . . .	Vertically	TRANSMISSION . . . . .	Selective sliding
CAST . . . . .	En bloc	GEAR CHANGES . . . . .	Three forward, one reverse
HORSEPOWER . . . . .	21.75 (N.A.C.C. Rating)	DRIVE . . . . .	Worm
BORE AND STROKE . . . . .	3 1/8 x 5 1/4 inches	REAR AXLE . . . . .	Three-quarters floating
		STEERING GEAR . . . . .	Worm and gear


In addition to above specifications, price includes top, windshield, speedometer, ammeter and electric horn.



STERLING  
MOTOR TRUCK  
COMPANY

MILWAUKEE  
WISCONSIN

Price, Chassis . . . . .	\$4325
With Hoist and Coal Dump Body . . . . .	5060
With Hoist Gravel Dump Body . . . . .	4985
With Flare-Board Body . . . . .	4525
With Stake Body . . . . .	4515
Two-and-One-Half-Ton } Prices Upon	Application
Five-Ton . . . . .	
Super-Sterling . . . . .	




STERLING THREE-AND-ONE-HALF-TON TRUCK

COLOR . . . . .	Lead	LUBRICATION . . . . .	Splash with circulating pump
CARRYING CAPACITY . . . . .	7000 pounds	RADIATOR . . . . .	Cellular
POSITION OF DRIVER . . . . .	Left side	COOLING . . . . .	Water pump
WHEELBASE . . . . .	162 inches	IGNITION . . . . .	High tension magneto and storage battery
GAUGE . . . . .	65¼ inches	LIGHTING SYSTEM . . . . .	Electric
WHEELS . . . . .	Wood	VOLTAGES . . . . .	Six to eight
FRONT TIRES . . . . .	36 x 5 inches, single solid	WIRING SYSTEM . . . . .	Single
REAR TIRES . . . . .	40 x 5 inches, dual solid	GASOLINE SYSTEM . . . . .	Vacuum
SERVICE BRAKE . . . . .	Expanding shoe, rear axle	CLUTCH . . . . .	Multiple disc in oil
EMERGENCY BRAKE . . . . .	Expanding shoe, rear axle	TRANSMISSION . . . . .	Selective constant mesh individual clutch
CYLINDERS . . . . .	Four	GEAR CHANGES . . . . .	Three forward, one reverse
HOW ARRANGED . . . . .	Vertically	DRIVE . . . . .	Worm
CAST . . . . .	In pairs	REAR AXLE . . . . .	Full floating
HORSEPOWER . . . . .	28.9 (N.A.C.C. Rating)	STEERING GEAR . . . . .	Screw and nut
BORE AND STROKE . . . . .	4¼ x 6¾ inches		

CLYDE CARS  
COMPANY  
CLYDE, OHIO

Price Upon Application





---

CLYDESDALE TWO-TON TRUCK—65

---

COLOR . . . . .	Lead	HORSEPOWER . . . . .	27.23 (N.A.C.C. Rating)
CARRYING CAPACITY.	4000 pounds	BORE AND STROKE . . . . .	4½ x 5¼ inches
POSITION OF DRIVER	Right side	LUBRICATION . . . . .	Splash with circulating pump
WHEELBASE . . . . .	163 or 180 inches	RADIATOR . . . . .	Tubular
GAUGE . . . . .	58½ inches	COOLING . . . . .	Water pump
WHEELS . . . . .	Wood	IGNITION . . . . .	High tension magneto
FRONT TIRES . . . . .	36 x 4 inches, single solid	GASOLINE SYSTEM . . . . .	Gravity
REAR TIRES . . . . .	36 x 4 inches, dual solid	CLUTCH . . . . .	Dry multiple disc
SERVICE BRAKE . . . . .	Expanding on rear wheels	TRANSMISSION . . . . .	Selective sliding
EMERGENCY BRAKE . . . . .	Expanding on rear wheels	GEAR CHANGES . . . . .	Four forward, one reverse
CYLINDERS . . . . .	Four	DRIVE . . . . .	Worm
HOW ARRANGED . . . . .	Vertically	REAR AXLE . . . . .	Full floating
CAST . . . . .	En bloc	STEERING GEAR . . . . .	Screw and nut

In addition to above specifications, price includes driver's seat, oil tail and side lamps, jack and complete tool equipment.




---

CLYDESDALE THREE-AND-ONE-HALF-TON TRUCK—90

---


COLOR . . . . .	Lead	HORSEPOWER . . . . .	32.4 (N.A.C.C. Rating)
CARRYING CAPACITY.	7000 pounds	BORE AND STROKE . . . . .	4½ x 5½ inches
POSITION OF DRIVER	Right side	LUBRICATION . . . . .	Splash with circulating pump
WHEELBASE . . . . .	180 or 170 inches	RADIATOR . . . . .	Tubular
GAUGE . . . . .	67 inches	COOLING . . . . .	Water pump
WHEELS . . . . .	Wood	IGNITION . . . . .	High tension magneto
FRONT TIRES . . . . .	36 x 5 inches, single solid	GASOLINE SYSTEM . . . . .	Gravity
REAR TIRES . . . . .	40 x 5 inches, dual solid	CLUTCH . . . . .	Dry multiple disc
SERVICE BRAKE . . . . .	Expanding on rear wheels	TRANSMISSION . . . . .	Selective sliding
EMERGENCY BRAKE . . . . .	Expanding on rear wheels	GEAR CHANGES . . . . .	Four forward, one reverse
CYLINDERS . . . . .	Four	DRIVE . . . . .	Worm
HOW ARRANGED . . . . .	Vertically	REAR AXLE . . . . .	Full floating
CAST . . . . .	In pairs	STEERING GEAR . . . . .	Screw and nut

In addition to above specifications, price includes driver's seat, oil tail and side lamps, jack and complete tool equipment.

CLYDE CARS  
COMPANY

CLYDE, OHIO

Price Upon Application




---

CLYDESDALE FIVE-TON TRUCK—120-B

---

COLOR . . . . .	Lead	CAST . . . . .	In pairs
CARRYING CAPACITY.	10,000 pounds	HORSEPOWER . . . . .	36.1 (N.A.C.C. Rating)
POSITION OF DRIVER	Left side	BORE AND STROKE . . . . .	4 $\frac{3}{4}$ x 6 inches
WHEELBASE . . . . .	204 or 160 inches	LUBRICATION . . . . .	Full force feed
GAUGE . . . . .	Front, 68 inches; rear, 69 $\frac{1}{2}$ inches	RADIATOR . . . . .	Tubular
WHEELS . . . . .	Steel	COOLING . . . . .	Water pump
FRONT TIRES . . . . .	36 x 5 inches, single solid	IGNITION . . . . .	High tension magneto
REAR TIRES . . . . .	40 x 6 inches, dual solid	GASOLINE SYSTEM . . . . .	Vacuum
SERVICE BRAKE . . . . .	Expanding on rear wheels	CLUTCH . . . . .	Dry multiple disc
EMERGENCY BRAKE . . . . .	Expanding on rear wheels	TRANSMISSION . . . . .	Selective sliding
CYLINDERS . . . . .	Four	GEAR CHANGES . . . . .	Four forward, one reverse
HOW ARRANGED . . . . .	Vertically	DRIVE . . . . .	Worm
		REAR AXLE . . . . .	Full floating
		STEERING GEAR . . . . .	Screw and nut


In addition to above specifications, price includes driver's seat, oil tail and side lamps, jack and complete tool equipment.

**SELDEN MOTOR  
VEHICLE  
COMPANY**

**MANUFACTURING  
DIVISION**

**ROCHESTER  
NEW YORK**

Price Upon Application



**SELDEN TWO-TON TRUCK—JWB**

COLOR . . . . .	Lead	HORSEPOWER . . . . .	27.2 (N.A.C.C. Rating)
CARRYING CAPACITY . . . . .	4000 pounds	BORE AND STROKE . . . . .	4 $\frac{1}{4}$ x 5 $\frac{1}{4}$ inches
POSITION OF DRIVER . . . . .	Right side	LUBRICATION . . . . .	Combination force feed and splash system
WHEELBASE . . . . .	150 inches	RADIATOR . . . . .	Tubular
GAUGE . . . . .	Front, 56 $\frac{3}{4}$ inches; rear, 58 $\frac{1}{2}$ inches	COOLING . . . . .	Water pump
WHEELS . . . . .	Wood	IGNITION . . . . .	High tension magneto
FRONT TIRES . . . . .	36 x 4 inches, single solid	GASOLINE SYSTEM . . . . .	Gravity
REAR TIRES . . . . .	36 x 7 inches, single solid	CLUTCH . . . . .	Dry multiple disc
SERVICE BRAKE . . . . .	Expanding on rear wheels	TRANSMISSION . . . . .	Selective sliding
EMERGENCY BRAKE . . . . .	Expanding on rear wheels	GEAR CHANGES . . . . .	Four forward, one reverse
CYLINDERS . . . . .	Four	DRIVE . . . . .	Worm
HOW ARRANGED . . . . .	Vertically	REAR AXLE . . . . .	Full floating
CAST . . . . .	En bloc	STEERING GEAR . . . . .	Worm and nut

**SELDEN MOTOR  
VEHICLE  
COMPANY**

**MANUFACTUR-  
ING DIVISION**

**ROCHESTER  
NEW YORK**




---

**SELDEN THREE-AND-ONE-HALF-TON TRUCK—NL**

---


COLOR . . . . .	Lead	CAST . . . . .	In pairs
CARRYING CAPACITY . . . . .	7000 pounds	HORSEPOWER . . . . .	32.4 (N.A.C.C. Rating)
POSITION OF DRIVER . . . . .	Right side	BORE AND STROKE . . . . .	4½ x 5½ inches
WHEELBASE . . . . .	164 inches	LUBRICATION . . . . .	Combination force feed and splash system
GAUGE . . . . .	Front, 61 inches; rear, 66¼ inches	RADIATOR . . . . .	Tubular
WHEELS . . . . .	Wood	COOLING . . . . .	Water pump
FRONT TIRES . . . . .	36 x 5 inches, single solid	IGNITION . . . . .	High tension magneto
REAR TIRES . . . . .	36 x 5 inches, dual solid, or 36 x 12 inches, single solid	GASOLINE SYSTEM . . . . .	Gravity
SERVICE BRAKE . . . . .	Expanding on rear wheels	CLUTCH . . . . .	Dry multiple disc
EMERGENCY BRAKE . . . . .	Expanding on rear wheels	TRANSMISSION . . . . .	Selective sliding
CYLINDERS . . . . .	Four	GEAR CHANGES . . . . .	Four forward, one reverse
HOW ARRANGED . . . . .	Horizontally	DRIVE . . . . .	Worm
		REAR AXLE . . . . .	Full floating
		STEERING GEAR . . . . .	Worm and nut

---

THE WHITE  
COMPANY

CLEVELAND, OHIO

Price, Chassis . . . . . \$2300  
Standard Express . . . . . 2500




---

WHITE THREE-QUARTER-TON TRUCK—GBBE

---

COLOR . . . . .	Body, dark green; gear, red	BORE AND STROKE . . . . .	3 3/4 x 5 1/8 inches
CARRYING CAPACITY	1500 pounds	LUBRICATION . . . . .	Force feed and splash
POSITION OF DRIVER	Left side	RADIATOR . . . . .	Cellular
WHEELBASE . . . . .	133 1/2 inches	COOLING . . . . .	Water pump
GAUGE . . . . .	56 inches	IGNITION . . . . .	High tension magneto
WHEELS . . . . .	Wood	LIGHTING SYSTEM . . . . .	Gas
FRONT TIRES . . . . .	34 x 4 1/2 inches, pneumatic	GASOLINE SYSTEM . . . . .	Gravity
REAR TIRES . . . . .	34 x 4 1/2 inches, pneumatic	CLUTCH . . . . .	Single plate in oil
SERVICE BRAKE . . . . .	Contracting on rear wheels	TRANSMISSION . . . . .	Selective sliding
EMERGENCY BRAKE . . . . .	Expanding on rear wheels	GEAR CHANGES . . . . .	Four forward, one reverse
CYLINDERS . . . . .	Four	DRIVE . . . . .	Plain bevel
HOW ARRANGED . . . . .	Vertically	REAR AXLE . . . . .	Semi-floating
CAST . . . . .	En bloc	STEERING GEAR . . . . .	Worm and sector
HORSEPOWER . . . . .	22.5 (N.A.C.C. Rating)		


In addition to above specifications, price includes tire pump and demountable rims.

---

THE WHITE  
COMPANY

CLEVELAND, OHIO

Price, Chassis . . . . . \$3300  
Standard Express . . . . . 3550  
Standard Platform . . . . . 3500



WHITE ONE-AND-ONE-HALF—TWO-TON TRUCK—TBC

COLOR . . . . .	Red	CAST . . . . .	En bloc
CARRYING CAPACITY	3000-4000 pounds	HORSEPOWER . . . . .	22.5
POSITION OF DRIVER	Left side	(N.A.C.C. Rating)	
WHEELBASE . . . . .	157½ inches	BORE AND STROKE . . . . .	3¾ x 5½ inches
GAUGE . . . . .	56 inches	LUBRICATION . . . . .	Force feed and splash
WHEELS . . . . .	Wood	RADIATOR . . . . .	Cellular
FRONT TIRES . . . . .	36 x 4 inches, single solid or 35 x 5 inches, single pneumatic	COOLING . . . . .	Water pump
REAR TIRES . . . . .	36 x 7 inches, single solid or 36 x 4 inches, dual solid	IGNITION . . . . .	High tension magneto
SERVICE BRAKE . . . . .	Contracting on rear wheels	LIGHTING SYSTEM . . . . .	Gas
EMERGENCY BRAKE . . . . .	Expanding on rear wheels	GASOLINE SYSTEM . . . . .	Gravity
CYLINDERS . . . . .	Four	CLUTCH . . . . .	Single plate in oil
HOW ARRANGED . . . . .	Vertically	TRANSMISSION . . . . .	Selective sliding
		GEAR CHANGES . . . . .	Four forward, one reverse
		DRIVE . . . . .	Plain bevel, double reduction
		REAR AXLE . . . . .	Semi-floating
		STEERING GEAR . . . . .	Worm and sector


In addition to above specifications, price includes tire pump and demountable rims.



THE WHITE  
COMPANY

CLEVELAND, OHIO

Price, Chassis \$4100




---

WHITE THREE-TON TRUCK—TJ

---


COLOR . . . . .	Lead	GASOLINE SYSTEM . . . . .	Vacuum
CARRYING CAPACITY . . . . .	6000 pounds	CLUTCH . . . . .	Plate in oil
POSITION OF DRIVER . . . . .	Left side	TRANSMISSION . . . . .	Selective sliding
WHEELBASE . . . . .	174 inches	GEAR CHANGES . . . . .	Four forward, one reverse
GAUGE . . . . .	Front, 64½ inches; rear, 62 inches	DRIVE . . . . .	Double reduction gear drive. By shaft to floating type of rear axle. Power is applied to wheels by means of gears enclosed in the hub case and running in oil. Each axle shaft carries on its outer end a center driving gear which, through an intermediate gear, applies power to a ring gear in the wheel hub case.
WHEELS . . . . .	Metal	REAR AXLE . . . . .	Full floating
FRONT TIRES . . . . .	36 x 5 inches, solid	STEERING GEAR . . . . .	Worm and sector
REAR TIRES . . . . .	40x 5 inches, dual solid		
SERVICE BRAKE . . . . .	Contracting on drive shaft		
EMERGENCY BRAKE . . . . .	Expanding on rear wheels		
CYLINDERS . . . . .	Four		
HOW ARRANGED . . . . .	Vertically		
CAST . . . . .	En bloc		
HORSEPOWER . . . . .	22.5 (N.A.C.C. Rating)		
BORE AND STROKE . . . . .	3¼ x 5¾ inches		
LUBRICATION . . . . .	Force feed		
RADIATOR . . . . .	Tubular		
COOLING . . . . .	Water pump		
IGNITION . . . . .	High tension magneto		

In addition to above specifications, price includes seat and cushion, front fenders, oil dash lamps and tail lamp, signal horn and complete set of tools, including jack.

THE WHITE  
COMPANY

CLEVELAND, OHIO

Price, Chassis, \$5000



WHITE FIVE-TON TRUCK—TG


COLOR . . . . .	Lead	GASOLINE SYSTEM . . . . .	Vacuum
CARRYING CAPACITY . . . . .	10,000 pounds	CLUTCH . . . . .	Plate in oil
POSITION OF DRIVER . . . . .	Left side	TRANSMISSION . . . . .	Selective sliding
WHEELBASE . . . . .	174 inches	GEAR CHANGES . . . . .	Four forward, one reverse
GAUGE . . . . .	Front, 64½ inches; rear, 65½ inches	DRIVE . . . . .	Double reduction gear drive. By shaft to floating type of rear axle. Power is applied to wheels by means of gears enclosed in hub case and run- ning in oil. Each axle shaft carries on its outer end a center driving gear which, through an intermediate gear, applies power to a ring gear in the wheel hub case
WHEELS . . . . .	Metal	REAR AXLE . . . . .	Full floating
FRONT TIRES . . . . .	36 x 6 in. single solid	STEERING GEAR . . . . .	Worm and sector
REAR TIRES . . . . .	40 x 6 in. dual solid		
SERVICE BRAKE . . . . .	Contracting on drive shaft		
EMERGENCY BRAKE . . . . .	Expanding on rear wheels		
CYLINDERS . . . . .	Four		
HOW ARRANGED . . . . .	Vertically		
CAST . . . . .	En bloc		
HORSEPOWER . . . . .	28.9 (N.A.C.C. Rating)		
BORE AND STROKE . . . . .	4¼ x 5¾ inches		
LUBRICATION . . . . .	Force feed		
RADIATOR . . . . .	Tubular		
COOLING . . . . .	Water pump		
IGNITION . . . . .	High tension magneto		

In addition to above specifications, price includes seat and cushion, front fenders, oil dash lamps and tail lamp, signal horn and complete set of tools, including jack.

REPUBLIC  
MOTOR TRUCK  
COMPANY

Price, \$2275

ALMA, MICHIGAN




REPUBLIC TWO-TON TRUCK—12

COLOR . . . . .	Yellow with black stripe	HOW ARRANGED . . .	Vertically
CARRYING CAPACITY	4000 pounds	CAST . . . . .	En bloc
POSITION OF DRIVER	Left side	HORSEPOWER . . . .	27.23 (N.A.C.C. Rating)
WHEELBASE . . . . .	144 inches	BORE AND STROKE . .	4 1/8 x 5 1/2 inches
GAUGE . . . . .	Front, 56 inches; rear, 60 inches	LUBRICATION . . . . .	Splash and plunger pump
WHEELS . . . . .	Wood	RADIATOR . . . . .	Cellular
FRONT TIRES . . . . .	34 x 4 inches, solid; 37 x 5 inches, pneumatic	COOLING . . . . .	Water pump
REAR TIRES . . . . .	34 x 4 inches, solid; 38 x 7 inches, pneumatic	IGNITION . . . . .	High tension magneto
SERVICE BRAKE . . .	Located on rear wheels	GASOLINE SYSTEM . .	Gravity
EMERGENCY BRAKE .	Located on rear wheels	CLUTCH . . . . .	Dry disc
CYLINDERS . . . . .	Four	TRANSMISSION . . . .	Selective sliding
		GEAR CHANGES . . .	Three forward, one reverse
		DRIVE . . . . .	Internal gear
		REAR AXLE . . . . .	Full floating
		STEERING GEAR . . .	Worm and nut

In addition to above specifications, price includes oil, side and tail lights, jack, tools and hand horn.

REPUBLIC  
MOTOR TRUCK  
COMPANY  
ALMA, MICHIGAN

Price, \$3450




REPUBLIC THREE-AND-ONE-HALF-TON TRUCK—T

COLOR . . . . .	Yellow with black stripe	CAST . . . . .	Four en bloc
CARRYING CAPACITY	7000 pounds	HORSEPOWER . . . . .	28.9 (N.A.C.C. Rating)
POSITION OF DRIVER	Left side	BORE AND STROKE . . . . .	4¼ x 5½ inches
WHEELBASE . . . . .	165 inches	LUBRICATION . . . . .	Splash with plunger pump
GAUGE . . . . .	Front, 65 inches; rear, 66 inches	RADIATOR . . . . .	Cellular
WHEELS . . . . .	Steel disc	COOLING . . . . .	Water pump
FRONT TIRES . . . . .	36 x 5 inches, solid; 38 x 7 inches, pneumatic	IGNITION . . . . .	High tension magneto
REAR TIRES . . . . .	36 x 5 inches, dual solid; 42 x 9 inches, pneumatic	GASOLINE SYSTEM	Gravity
SERVICE BRAKE . . . . .	Located on rear wheels	CLUTCH . . . . .	Dry disc
EMERGENCY BRAKE . . . . .	Located on rear wheels	TRANSMISSION . . . . .	Selective sliding
CYLINDERS . . . . .	Four	GEAR CHANGES . . . . .	Four forward, one reverse
HOW ARRANGED . . . . .	Vertically	DRIVE . . . . .	Internal gear
		REAR AXLE . . . . .	Full floating
		STEERING GEAR . . . . .	Worm and nut

In addition to above specifications, price includes oil, side and tail lights, jack, tools and hand horn.

**MORELAND  
MOTOR TRUCK  
C O M P A N Y**  
LOS ANGELES  
CALIFORNIA

Price, Chassis . . . . .	\$4850
One-Ton . . . . .	2175
One-and-One-Half-Ton . . . . .	2930
Two-and-One-Half-Ton . . . . .	3775
Five-Ton . . . . .	5250




**MORELAND FOUR-TON TRUCK—17 G**

COLOR . . . . .	Red with black striping	CAST . . . . .	In pairs
CARRYING CAPACITY	8000 pounds	HORSEPOWER . . . . .	36.1 (N.A.C.C. Rating)
POSITION OF DRIVER	Left side	BORE AND STROKE . . . . .	4 3/4 x 6 inches
WHEELBASE . . . . .	162 or 186 inches	LUBRICATION . . . . .	Splash with circulating pump
GAUGE . . . . .	66 1/2 inches	RADIATOR . . . . .	Cellular
WHEELS . . . . .	Steel	COOLING . . . . .	Water pump
FRONT TIRES . . . . .	36 x 5 inches, single solid	IGNITION . . . . .	High tension magneto and dry cells
REAR TIRES . . . . .	40 x 5 inches, dual solid	GASOLINE SYSTEM . . . . .	Gravity
SERVICE BRAKE . . . . .	Expanding on rear wheels	CLUTCH . . . . .	Dry multiple disc
EMERGENCY BRAKE . . . . .	Expanding on rear wheels	TRANSMISSION . . . . .	Selective sliding
CYLINDERS . . . . .	Four	GEAR CHANGES . . . . .	Four forward, one reverse
HOW ARRANGED . . . . .	Vertically	DRIVE . . . . .	Worm
		REAR AXLE . . . . .	Full floating
		STEERING GEAR . . . . .	Screw and nut

REO MOTOR  
CAR COMPANY

LANSING  
MICHIGAN

Price, Chassis . . . . . \$1250  
With Express Body . . . . . 1350  
With Cab and Stake Body . . . . . 1375




---

REO SPEED WAGON—F


---

COLOR . . . . .	Lead	BORE AND STROKE . . . . .	4½ x 4½ inches
POSITION OF DRIVER . . . . .	Left side	LUBRICATION . . . . .	Pump over and splash
WHEELBASE . . . . .	128 inches	RADIATOR . . . . .	Tubular
GAUGE . . . . .	56 inches	COOLING . . . . .	Water pump
WHEELS . . . . .	Wood	IGNITION . . . . .	Storage battery
FRONT TIRES . . . . .	34 x 4½ inches, pneumatic	STARTING SYSTEM . . . . .	Two unit
REAR TIRES . . . . .	34 x 4½ inches, pneumatic, anti-skid	STARTER OPERATED . . . . .	Chain to transmission shaft
SERVICE BRAKE . . . . .	Contracting on rear wheels	LIGHTING SYSTEM . . . . .	Electric
EMERGENCY BRAKE . . . . .	Expanding on rear wheels	VOLTAGES . . . . .	Six
CYLINDERS . . . . .	Four	WIRING SYSTEM . . . . .	Double
HOW ARRANGED . . . . .	Vertically	GASOLINE SYSTEM . . . . .	Gravity
CAST . . . . .	In pairs	CLUTCH . . . . .	Dry multiple disc
HORSEPOWER . . . . .	27.23 (N.A.C.C. Rating)	TRANSMISSION . . . . .	Selective sliding
		GEAR CHANGES . . . . .	Three forward, one reverse
		DRIVE . . . . .	Spiral bevel
		REAR AXLE . . . . .	Full floating
		STEERING GEAR . . . . .	Pinion and sector

In addition to above specifications, price includes speedometer, ammeter, tire pump, horn and demountable rims.

GARFORD  
MOTOR TRUCK  
COMPANY  
LIMA, OHIO

Price, \$3300



GARFORD TWO-TON TRUCK—70-B


COLOR . . . . .	Lead	HORSEPOWER . . . . .	28.9 (N.A.C.C. Rating)
CARRYING CAPACITY	4000 pounds	BORE AND STROKE . . . . .	4¼ x 5½ inches
POSITION OF DRIVER	Left side	LUBRICATION . . . . .	Splash with circulating pump
WHEELBASE . . . . .	144 inches	RADIATOR . . . . .	Cast tank, tubular core
GAUGE . . . . .	Front 58½ inches, rear 59¾ inches	COOLING . . . . .	Water pump
WHEELS . . . . .	Wood	IGNITION . . . . .	High tension magneto
FRONT TIRES . . . . .	36 x 4 inches, single solid	GASOLINE SYSTEM . . . . .	Gravity
REAR TIRES . . . . .	36 x 7 inches, single solid	CLUTCH . . . . .	Dry multiple disc
SERVICE BRAKE . . . . .	Expanding on rear wheels	TRANSMISSION . . . . .	Selective sliding
EMERGENCY BRAKE . . . . .	Expanding on rear wheels	GEAR CHANGES . . . . .	Four forward, one reverse
CYLINDERS . . . . .	Four	DRIVE . . . . .	Worm
HOW ARRANGED . . . . .	Vertically	REAR AXLE . . . . .	Full floating
CAST . . . . .	En bloc	STEERING GEAR . . . . .	Worm and nut

In addition to above specifications, price includes hand vibrator horn and odometer.

GARFORD  
MOTOR TRUCK  
COMPANY

Price, \$4300

LIMA, OHIO



GARFORD THREE-AND-ONE-HALF-TON TRUCK—77-B


COLOR . . . . .	Lead	HORSEPOWER . . . . .	29 (N.A.C.C. Rating)
CARRYING CAPACITY . . . . .	7000 pounds	BORE AND STROKE . . . . .	4 1/4 x 6 inches
POSITION OF DRIVER . . . . .	Left side	LUBRICATION . . . . .	Force feed and splash
WHEELBASE . . . . .	128 inches	RADIATOR . . . . .	Cast tank, tubular core
GAUGE . . . . .	Front, 62 1/2 inches; rear, 65 1/2 inches	COOLING . . . . .	Water pump
WHEELS . . . . .	Wood	IGNITION . . . . .	High tension magneto and dry cells
FRONT TIRES . . . . .	36 x 5 inches, single solid	GASOLINE SYSTEM . . . . .	Gravity
REAR TIRES . . . . .	40 x 5 inches, dual solid	CLUTCH . . . . .	Dry multiple disc
SERVICE BRAKE . . . . .	Expanding on rear wheels	TRANSMISSION . . . . .	Selective sliding
EMERGENCY BRAKE . . . . .	Contracting on transmission countershaft	GEAR CHANGES . . . . .	Four forward, one reverse
CYLINDERS . . . . .	Four	DRIVE . . . . .	Worm
HOW ARRANGED . . . . .	Vertically	REAR AXLE . . . . .	Full floating
CAST . . . . .	En bloc	STEERING GEAR . . . . .	Worm and nut

In addition to above specifications, price includes driver's seat and cab, windshield, odometer, hand vibrator horn, Prest-o-lite tank and searchlight.



GARFORD  
MOTOR TRUCK  
C O M P A N Y  
L I M A , O H I O

Price, \$5000



GARFORD FIVE-TON TRUCK—68

COLOR . . . . .	Lead	HORSEPOWER . . . . .	36.1 (N.A.C.C. Rating)
CARRYING CAPACITY	10,000 pounds	BORE AND STROKE . . . . .	4¾ x 5½ inches
POSITION OF DRIVER	Right side	LUBRICATION . . . . .	Force feed and splash
WHEELBASE . . . . .	128 inches	RADIATOR . . . . .	Cast tank, tubular core
GAUGE . . . . .	Front, 67½ inches; rear, 71 inches	COOLING . . . . .	Water pump
WHEELS . . . . .	Steel	IGNITION . . . . .	High tension magneto and dry cells
FRONT TIRES . . . . .	36 x 6 inches, single solid	GASOLINE SYSTEM . . . . .	Gravity
REAR TIRES . . . . .	40 x 6 inches, dual solid	CLUTCH . . . . .	Dry multiple disc
SERVICE BRAKE . . . . .	Contracting on transmission countershaft	TRANSMISSION . . . . .	Selective sliding
EMERGENCY BRAKE . . . . .	Expanding on rear wheels	GEAR CHANGES . . . . .	Four forward, one reverse
CYLINDERS . . . . .	Four	DRIVE . . . . .	Plain bevel and chain
HOW ARRANGED . . . . .	Vertically	REAR AXLE . . . . .	Dead
CAST . . . . .	In pairs	STEERING GEAR . . . . .	Worm and nut

In addition to above specifications, price includes driver's seat and cab, windshield, odometer, hand vibrator horn, Prest-o-lite tank and searchlight.

PACKARD  
MOTOR CAR  
COMPANY  
DETROIT  
MICHIGAN

One-Ton—E . . . . .	} Prices Upon Applica- tion
One-and-One-Half-Ton—E . . . . .	
Two-Ton—E . . . . .	
Three-Ton—E . . . . .	
Four-Ton—E . . . . .	
Six-Ton—E . . . . .	




---

PACKARD FIVE-TON TRUCK—5-E

---


COLOR . . . . .	Gray	HORSEPOWER . . . . .	40 (N.A.C.C. Rating)
CARRYING CAPACITY	12,500 pounds	BORE AND STROKE . . . . .	5 x 5½ inches
POSITION OF DRIVER	Left side	LUBRICATION . . . . .	Force feed
WHEELBASE . . . . .	156 or 186 inches	RADIATOR . . . . .	Cellular
GAUGE . . . . .	Front, 69¾ inches; rear, 69½ inches	COOLING . . . . .	Water pump
WHEELS . . . . .	Steel disc	IGNITION . . . . .	High tension mag- neto and storage battery
FRONT TIRES . . . . .	36 x 6 inches, single solid	GASOLINE SYSTEM . . . . .	Pressure
REAR TIRES . . . . .	40 x 6 inches, dual solid	CLUTCH . . . . .	Dry multiple disc
SERVICE BRAKE . . . . .	Contracting on drive shaft	TRANSMISSION . . . . .	Selective sliding
EMERGENCY BRAKE . . . . .	Expanding on rear wheels	GEAR CHANGES . . . . .	Four forward, one reverse
CYLINDERS . . . . .	Four	DRIVE . . . . .	Worm
HOW ARRANGED . . . . .	Vertically	REAR AXLE . . . . .	Full floating
CAST . . . . .	In fours	STEERING GEAR . . . . .	Worm and gear

---

**BETHLEHEM  
MOTORS  
CORPORATION**

**EAST ALLENTOWN  
PENNSYLVANIA**

Price . . . . . \$1965  
Express . . . . . 2075  
Stake . . . . . 2075



**BETHLEHEM ONE-AND-ONE-HALF-TON TRUCK—D**

COLOR . . . . .	Body, green; running gear, red	BORE AND STROKE . . . . .	3 $\frac{3}{4}$ x 4 $\frac{1}{2}$ inches
CARRYING CAPACITY . . . . .	3000 pounds	LUBRICATION . . . . .	Splash with circulating pump
POSITION OF DRIVER . . . . .	Left side	RADIATOR . . . . .	Cellular (cast tank)
WHEELBASE . . . . .	136 inches	COOLING . . . . .	Thermo-syphon
GAUGE . . . . .	56 $\frac{1}{4}$ inches, rear	IGNITION . . . . .	Storage battery
WHEELS . . . . .	Wood	STARTING SYSTEM . . . . .	Two unit
FRONT TIRES . . . . .	34 x 3 $\frac{1}{2}$ inches, solid	STARTER OPERATED . . . . .	Gear to fly wheel
REAR TIRES . . . . .	34 x 5 inches, single solid	LIGHTING SYSTEM . . . . .	Electric
SERVICE BRAKE . . . . .	Contracting on rear wheels	VOLTAGES . . . . .	Six
EMERGENCY BRAKE . . . . .	Expanding on rear wheels	WIRING SYSTEM . . . . .	Single
CYLINDERS . . . . .	Four	GASOLINE SYSTEM . . . . .	Gravity
HOW ARRANGED . . . . .	Vertically	CLUTCH . . . . .	Single plate, dry disc
CAST . . . . .	In pairs	TRANSMISSION . . . . .	Selective sliding
HORSEPOWER . . . . .	22.5 (N.A.C.C Rating)	GEAR CHANGES . . . . .	Three forward, one reverse
		DRIVE . . . . .	Internal gear
		REAR AXLE . . . . .	Full floating
		STEERING GEAR . . . . .	Worm and nut

In addition to above specifications, price includes ammeter, horn, tool box, and tool kit with jack.

**BETHLEHEM  
MOTORS  
CORPORATION**

**EAST ALLENTOWN  
PENNSYLVANIA**

Price . . . . . \$2365  
Express . . . . . 2495  
Stake . . . . . 2495



**BETHLEHEM TWO-AND-ONE-HALF-TON TRUCK—E**

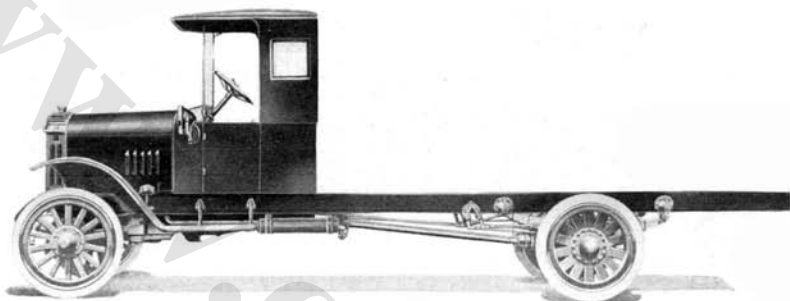
COLOR . . . . .	Body, green; running gear, red	LUBRICATION . . . . .	Splash with circulating pump
CARRYING CAPACITY . . . . .	5000 pounds	RADIATOR . . . . .	Cellular (cast tank)
POSITION OF DRIVER . . . . .	Left side	COOLING . . . . .	Thermo-syphon
WHEELBASE . . . . .	144 inches	IGNITION . . . . .	Storage battery
GAUGE . . . . .	59 $\frac{7}{8}$ inches, rear	STARTING SYSTEM . . . . .	Two unit
WHEELS . . . . .	Wood	STARTER OPERATED . . . . .	Gear to fly wheel
FRONT TIRES . . . . .	34 x 4 inches, solid	LIGHTING SYSTEM . . . . .	Electric
REAR TIRES . . . . .	34 x 6 inches, solid	VOLTAGES . . . . .	Six
SERVICE BRAKE . . . . .	Contracting on rear wheels	WIRING SYSTEM . . . . .	Single
EMERGENCY BRAKE . . . . .	Expanding on rear wheels	GASOLINE SYSTEM . . . . .	Gravity
CYLINDERS . . . . .	Four	CLUTCH . . . . .	Single plate, dry disc
HOW ARRANGED . . . . .	Vertically	TRANSMISSION . . . . .	Selective sliding
CAST . . . . .	In pairs type	GEAR CHANGES . . . . .	Three forward, one reverse
HORSEPOWER . . . . .	25.6 (N.A.C.C. Rating)	DRIVE . . . . .	Internal gear
BORE AND STROKE . . . . .	4 x 4 $\frac{1}{2}$ inches	REAR AXLE . . . . .	Full floating
		STEERING GEAR . . . . .	Worm and nut

In addition to above specifications, price includes ammeter, horn, tool box, and tool kit with jack.

**BETHLEHEM  
MOTORS  
CORPORATION**

Price, \$3465

**EAST ALLENTOWN  
PENNSYLVANIA**




**BETHLEHEM THREE-AND-ONE-HALF-TON TRUCK—F**

COLOR . . . . .	Gray lead	LUBRICATION . . . . .	Splash with circulating pump
CARRYING CAPACITY . . . . .	7000 pounds	RADIATOR . . . . .	Cellular (cast tank)
POSITION OF DRIVER . . . . .	Left side	COOLING . . . . .	Water pump
WHEELBASE . . . . .	162 inches	IGNITION . . . . .	Storage battery
GAUGE . . . . .	60 $\frac{3}{8}$ inches, rear	STARTING SYSTEM . . . . .	Two unit
WHEELS . . . . .	Wood	STARTER OPERATED . . . . .	Gear to fly wheel
FRONT TIRES . . . . .	34 x 4 inches, solid	LIGHTING SYSTEM . . . . .	Electric
REAR TIRES . . . . .	34 x 5 inches, dual solid	VOLTAGES . . . . .	Six
SERVICE BRAKE . . . . .	Contracting on rear wheels	WIRING SYSTEM . . . . .	Single
EMERGENCY BRAKE . . . . .	Expanding on rear wheels	GASOLINE SYSTEM . . . . .	Gravity
CYLINDERS . . . . .	Four	CLUTCH . . . . .	Single plate, dry disc
HOW ARRANGED . . . . .	Vertically	TRANSMISSION . . . . .	Selective sliding
CAST . . . . .	In pairs	GEAR CHANGES . . . . .	Three forward, one reverse
HORSEPOWER . . . . .	30.63 (N.A.C.C. Rating)	DRIVE . . . . .	Internal gear
BORE AND STROKE . . . . .	4 $\frac{3}{4}$ x 6 inches	REAR AXLE . . . . .	Full floating
		STEERING GEAR . . . . .	Worm and nut

In addition to above specifications, price includes ammeter, horn, tool box, and tool kit with jack.

MACCAR  
TRUCK  
COMPANY  
SCRANTON  
PENNSYLVANIA

Price Upon Application



MACCAR THREE-AND-ONE-HALF-TON TRUCK—"M"

COLOR . . . . .	Chassis lead	HORSEPOWER . . . . .	32.4 (N.A.C.C. Rating)
CARRYING CAPACITY	7000 pounds	BORE AND STROKE . . . . .	4½ x 5½ inches
POSITION OF DRIVER	Left side	LUBRICATION . . . . .	Pump over; force feed and splash
WHEELBASE . . . . .	174 inches	RADIATOR . . . . .	Tubular
GAUGE . . . . .	Front, 61 inches; rear, 67¼ inches	COOLING . . . . .	Water pump
WHEELS . . . . .	Wood	IGNITION . . . . .	High tension magneto
FRONT TIRES . . . . .	36 x 5 inches, solid	GASOLINE SYSTEM . . . . .	Gravity
REAR TIRES . . . . .	36 x 5 inches, dual solid	CLUTCH . . . . .	Dry multiple disc
SERVICE BRAKE . . . . .	Expanding on rear wheels	TRANSMISSION . . . . .	Selective sliding
EMERGENCY BRAKE . . . . .	Expanding on rear wheels	GEAR CHANGES . . . . .	Three forward, one reverse
CYLINDERS . . . . .	Four	DRIVE . . . . .	Worm
HOW ARRANGED . . . . .	Vertically	REAR AXLE . . . . .	Full floating
CAST . . . . .	In pairs	STEERING GEAR . . . . .	Worm and nut

In addition to above specifications, price includes side and tail oil lamps, tools, jack and low seat.

**CATALOGUE REQUEST BLANK**

(To be sent direct to the manufacturer.  
For address see pages on which models are shown)

\_\_\_\_\_19  
\_\_\_\_\_  
\_\_\_\_\_

GENTLEMEN:— Please send me catalogue describing your automobiles shown in the **HAND BOOK OF AUTOMOBILES**, published by the National Automobile Chamber of Commerce, Inc., and oblige,

Name \_\_\_\_\_

Street \_\_\_\_\_ City \_\_\_\_\_

**CATALOGUE REQUEST BLANK**

(To be sent direct to the manufacturer.  
For address see pages on which models are shown)

\_\_\_\_\_19  
\_\_\_\_\_  
\_\_\_\_\_

GENTLEMEN.— Please send me catalogue describing your automobiles shown in the **HAND BOOK OF AUTOMOBILES**, published by the National Automobile Chamber of Commerce, Inc., and oblige,

Name \_\_\_\_\_

Street \_\_\_\_\_ City \_\_\_\_\_

**CATALOGUE REQUEST BLANK**

(To be sent direct to the manufacturer.  
For address see pages on which models are shown)

\_\_\_\_\_19  
\_\_\_\_\_  
\_\_\_\_\_

GENTLEMEN:— Please send me catalogue describing your automobiles shown in the **HAND BOOK OF AUTOMOBILES**, published by the National Automobile Chamber of Commerce, Inc., and oblige,

Name \_\_\_\_\_

Street \_\_\_\_\_ City \_\_\_\_\_







NAME AND MODEL	Price Touring Car	ENGINE														Make and Type	Fed by	IG-IGNITION	Make of Starting and Lighting System	Clutch Type	Gearset Location and Forward Speeds	REAR AXLE			RUNNING GEARS			BEARINGS			Weight of Car Ready for Road					
		Make of Engine	Number Cylinders	Bore and Stroke in Inches	Piston Displacement	Rated H. P.	Max. Brake H. P.	R. P. M. at Max. H. P.	Shape of Cylinder	How Cylinders are Cast	With P. Ring Groove	Diagn. Inlet Valve (Clear)	Lift of Valve	Cam Shaft Drive	Type of Cooling System							Type of Oiling System	Make	Type	Type of Gears Used	Gear Ratio	Car Drives Thru	Torque Taken By	Wheelbase in Inches	Tires		Make of Rims	Type of Rear Springs	No. Crankshaft Brgs.	Gearset	Rear Axle
Olympia	1240	Own	4	3 1/2 x 4 1/2	149	15.90	40	2600	L	Blk	1 1/2	1 1/2	3/4	Hel	T-S	F	Stmb	V	Conn	Auto	O D	U P 3	Own	F F	Sp B	4.75	R	114	32x3 1/2	Goodrich	Trans	2	B-P	B-R	B	2390
Packard 2-35	1510	Own	4	3 1/2 x 5	179	18.23	35	2090	L	Blk	1 1/2	1 1/2	3/4	Hel	T-S	F	Stmb	V	Conn	Auto-2	O	U P 3	Own	F F	Sp B	3.93	T	106	31x4	Stanweld	Cant	2	B-R	B-R	B	4520
Packard 4-35	1510	Own	4	3 1/2 x 5	179	18.23	35	2090	L	Blk	1 1/2	1 1/2	3/4	Hel	T-S	F	Stmb	V	Conn	Auto-2	O	U P 3	Own	F F	Sp B	3.93	T	106	31x4	Stanweld	Cant	2	B-R	B-R	B	4520
Packard 6-35	1510	Own	6	3 1/2 x 5	364	33.75	60	2000	L	Blk	1 1/2	1 1/2	3/4	Hel	P	F & S	Zeni	V	Bosch S-H	Owen Sys	Ow. M	ag. TR	American	F	Sp B	4.00	S	138	35x5	D Wheels	Semi	4	B-R	B-R	B	5200
Packard 8-35	1510	Own	8	3 1/2 x 5	414	38.40	75	2000	L	Blk	1 1/2	1 1/2	3/4	Hel	P	F & S	Zeni	V	Bosch	Owen Sys	Ow. M	ag. TR	American	F	Sp B	4.00	S	142	35x5	Firestone	Semi	4	B-R	B-R	B	5200

PASSENGER CAR SPECIFICATIONS—CONCLUDED MOTOR RECORD, MARCH, 1919

STEAM CARS

Name and Model	Price	Wheel-Base	Type of Boiler	Boiler Location	Type of Engine	Type of Valve Gear	Type of Valve	No. Cyl.	Bore and Stroke	Engine Location	Final Drive	Fuel Used	Burner Type	Condensing or Non-Condens.	Gear Ratio	Tire Size	Type of Rear Spring	Car Drives Through	Torque Taken by
Doble-Detroit	3750	135	Semi Flash	Hood	Simp D Act	Own	Slide	2	5x4	Rear Axle	Spur Gr	Kero	Atomizing	Condensing	1.28	35x5	Semi Elliptic	Spring Springs	Eng. Frame
Banley, 735	3538	130	Fire Tube	Hood	Simp D Act	Steve Link	Slide	2	4x5	Rear Axle	Spur Gr	Kero	Vaporizing	Condensing	1.50	35x4 1/2	Elliptic	Spring Springs	Eng. Frame
Super-Steamer	3000	125	Fire Tube	Hood	Simp D Act	Steve Link	Slide	4	3 1/2 x 5	Rear Axle	No Gr.	Kero	Atomizing	Condensing	.....	33x4	Semi	Spring Springs	Eng. Frame