

www.CarGeek.ir

GEELY EC7 SPAREPART CATALOG



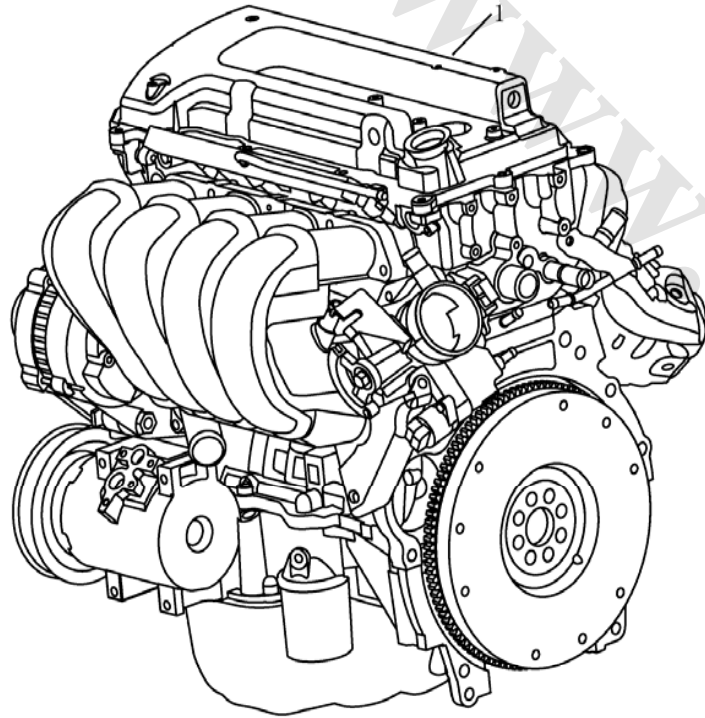
GEELY



www.cargeek.ir

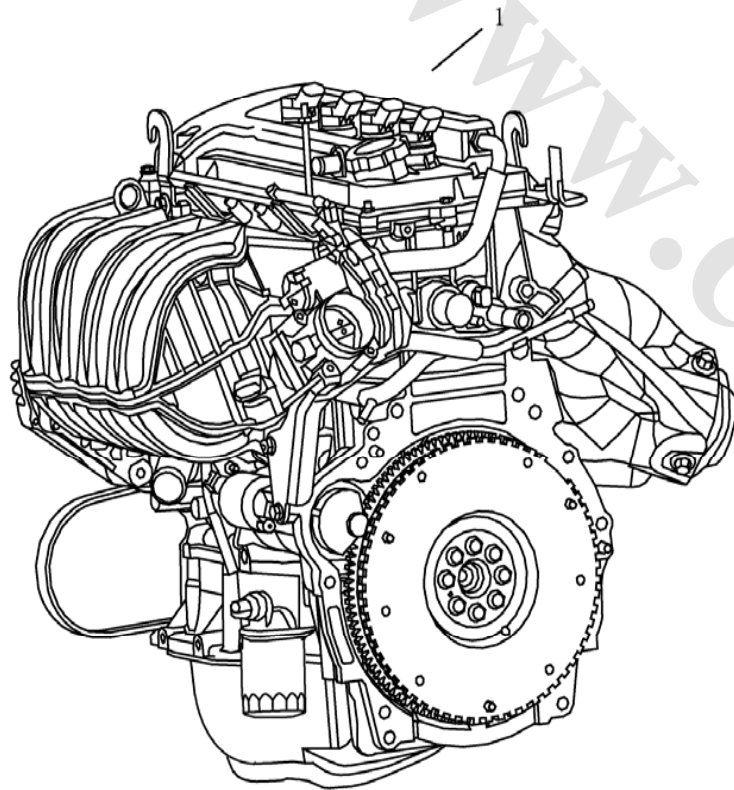
1. ENGINE MACHINE

1. JL4G18 ENGINE ASSY.



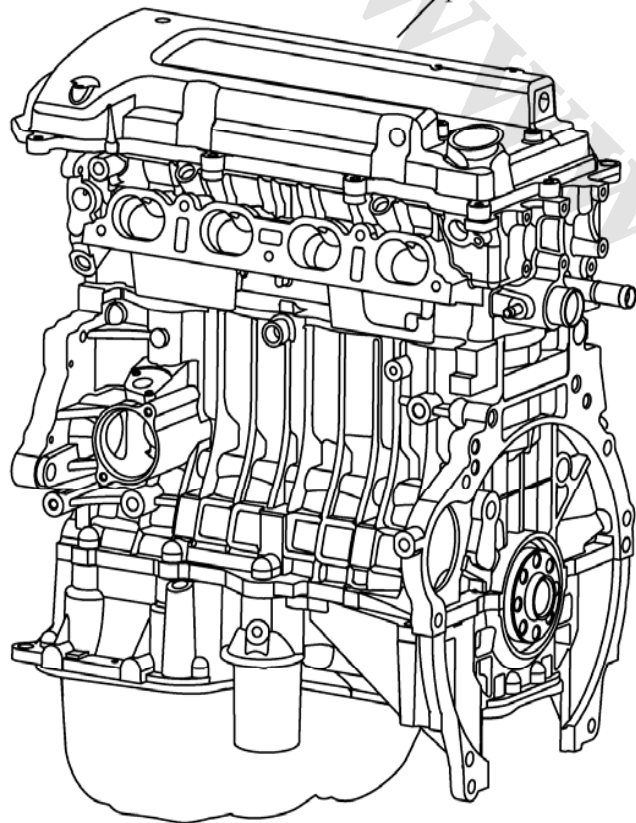
NO.	PART NO.	DES	QTY	REMARK
1	1066001002	JL4G18 ENGINE ASSY.(E IV)	1	MT
1	1066001249	JL4G18 ENGINE ASSY.(E IV)	1	CVT

1. JL4G15N ENGINE ASSY.



NO.	PART NO.	DES	QTY	REMARK
1	1016051861	JL4G15N ENGINE ASSY.(E IV)	1	MT
1	1066001269	JL4G15N ENGINE ASSY.(E V)	1	MT

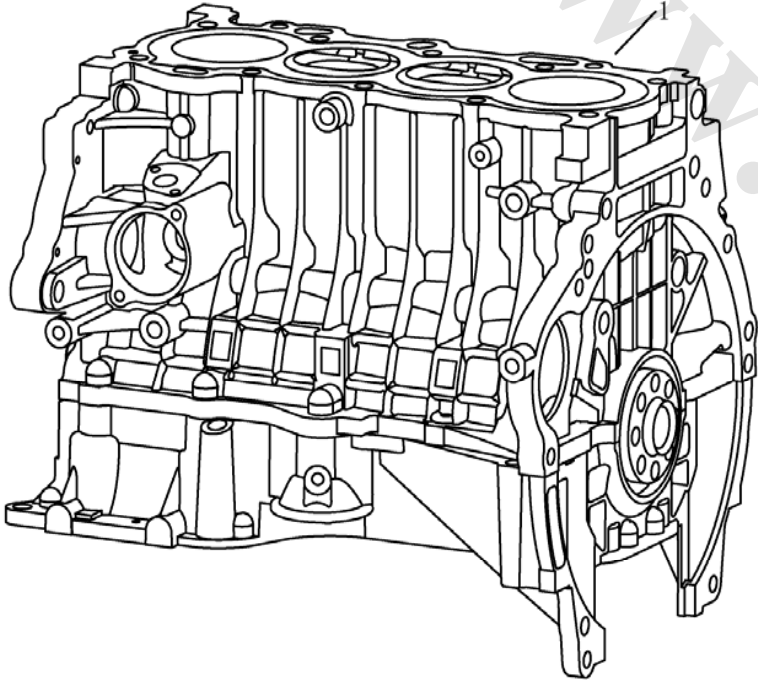
2. ENGINE



NO.	PART NO.	DES	QTY	REMARK
1	1136000202	JL4G18 ENGINE	1	MT
1	1016052455	JL4G15N ENGINE	1	MT
1	1136000712	JL4G18 ENGINE	1	CVT

3. CYLINDER BLCOK ASSY.

NO.	PART NO.	DES	QTY	REMARK
1	1136000203	JL4G18 CYLINDER BLCOK ASSY.	1	1.8L



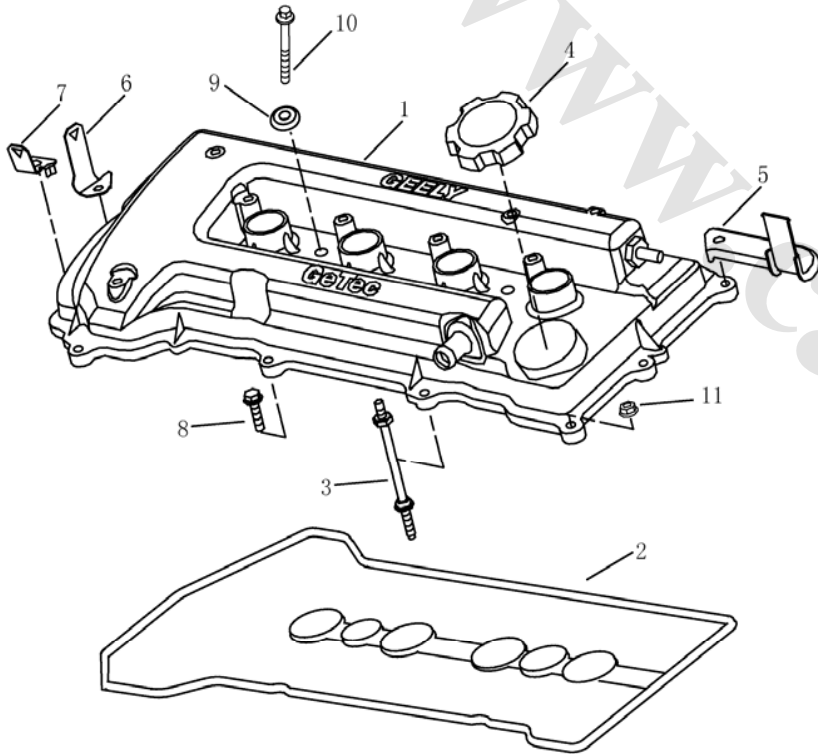
The image shows a technical line drawing of a 4-cylinder engine block assembly. The drawing is a perspective view from the front-left, showing the four cylinders, the crankshaft, and various components like the timing belt cover and water pump. A leader line with the number '1' points to the top surface of the cylinder block. A large, semi-transparent watermark 'www.CarGeek.ir' is overlaid diagonally across the drawing.

4. CYLINDER HEAD COVER(1.8L)

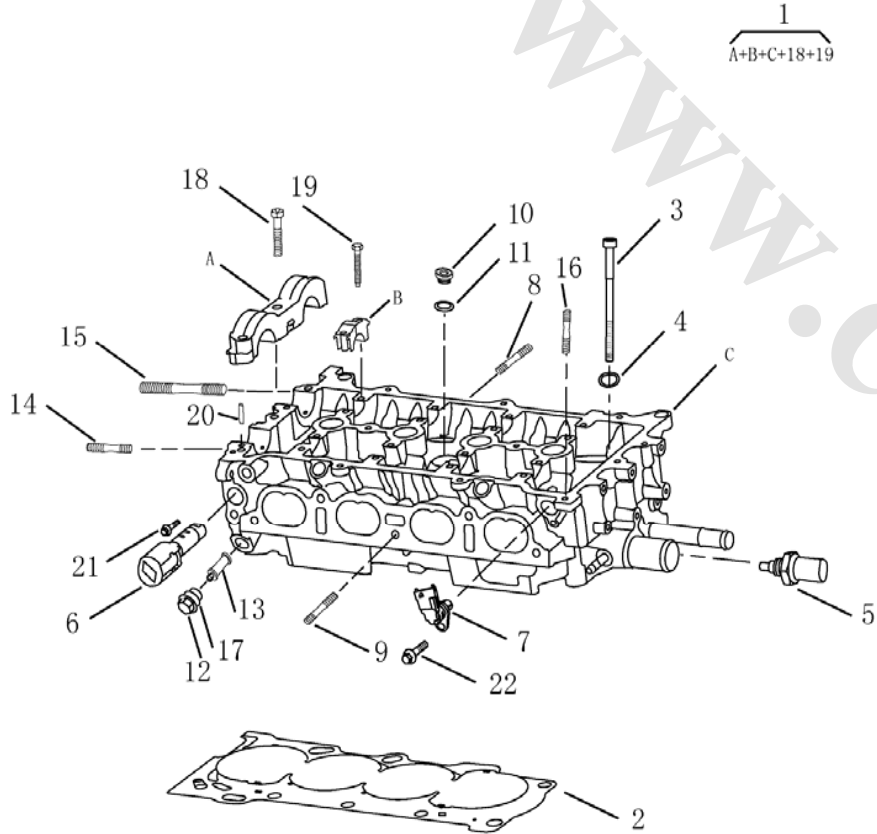
	NO.	PART NO.	DES	QTY	REMARK
	1	1136000053	CYLINDER HEAD COVER	1	
	2	1136000054	CYLINDER HEAD COVER GASKET	1	
	3	1136000056	OIL HOLE CAP	1	
	4	1136000060	THREADED STUD	1	
	5		THREADED STUD M6×15	1	
	6		THREADED STUD M6×12	1	
	7		HEXAGON FLANGE BOLT	6	
	8	JQ32006	HEXAGON FLANGE NUT	2	
	9		HEXAGON FLANGE BOLT	2	
	10	1136000061	COMBINATION WASHER	2	
	11	1136000002	BOLT 1#	2	
	12	1136000004	BOLT 2#	1	

4. CYLINDER HEAD COVER(1.5L DVVT)

NO.	PART NO.	DES	QTY	REMARK
1	1016050681	ENGINE HEAD COVER	1	
2	1016050683	SEAL,ENGINE HEAD COVER	1	
3	1136000060	THREADED STUD	1	
4	1136000056	OIL FILLING CAP	1	
5	1016052114	BRACKET,CANISTER CONTROL VALVE	1	
6	1136000182	WIRE CLIP	1	
7	1016052443	WIRE CLIP	1	
8	Q1840625	HEXAGON FLANGE BOLT	7	
9	1136000061	COMBINATION WASHER	2	
10	Q1840655	HEXAGON FLANGE BOLT	2	
11	Q32006	HEXAGON FLANGE NUT	2	



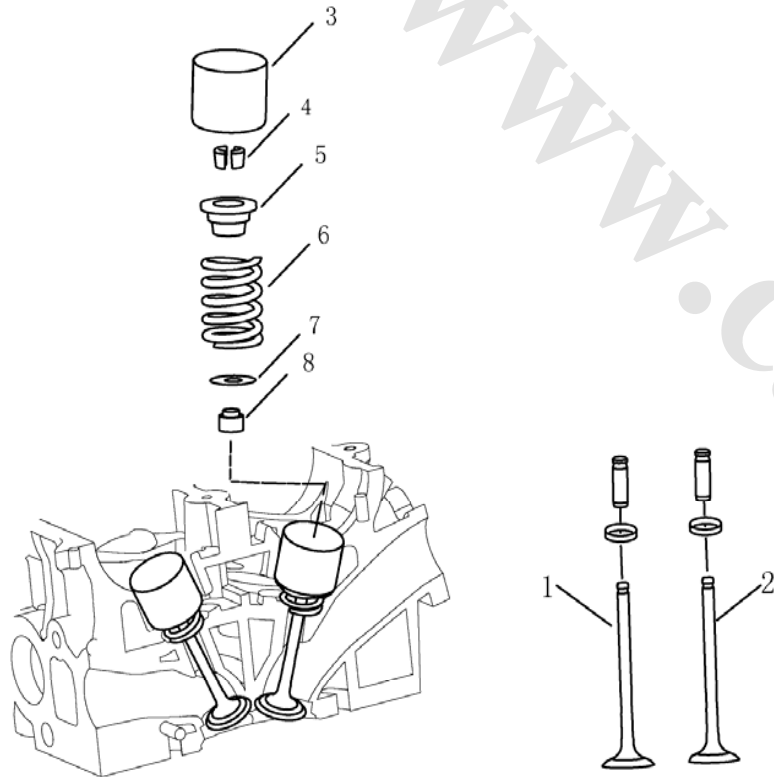
5. CYLINDER HEAD(1.8L)

	NO.	PART NO.	DES	QTY	REMARK
 <p>Diagram showing the cylinder head assembly with numbered callouts (1-22) for various components. A bracket labeled '1' groups callouts 18, 19, and 20. A formula $A+B+C+18+19$ is also present.</p>	1	1136000038-01	CYLINDER HEAD	1	MT
	1	1016050246	CYLINDER HEAD	1	CVT
	2	1136000058	CYLINDER HEAD GASKET	1	
	3	1136000034	CYLINDER HEAD BOLT	10	
	4	1136000035	CYLINDER COVER BOLT WASHER	10	
	5	1086001129	WATER TEMPERATURE SENSOR	1	
	6	1136000089-01	VVT VALVE	1	
	7	1086001128	CAMSHAFT POSITION SENSOR	1	MT
	7	1016050258	CAMSHAFT POSITION SENSOR	1	CVT
	8	JQ1200833	THREADED STUD M8×33	2	
	9		THREADED STUD M8×21	5	
	10		TECHNICS HOLE PLUG	1	
	11		TECHNICS HOLE PLUG GASKET	1	
	12	1136000119	CYLINDER HEAD OIL GALLERY BOLT	1	
	13	1136000121	OIL GALLERY SCREEN	1	
	14		THREADED STUD M6×41	2	
	15		THREADED STUD M8×74	1	
	16		THREADED STUD M6×23	1	
	17		WASHER	1	
	18		COMBINATION BOLT 1#	3	
	19		COMBINATION BOLT	16	
	20		PIN	2	
21		HEXAGON FLANGE BOLT	1		
22	JQ1840614	HEXAGON FLANGE BOLT	1		

5. CYLINDER HEAD(1.5L DVVT)

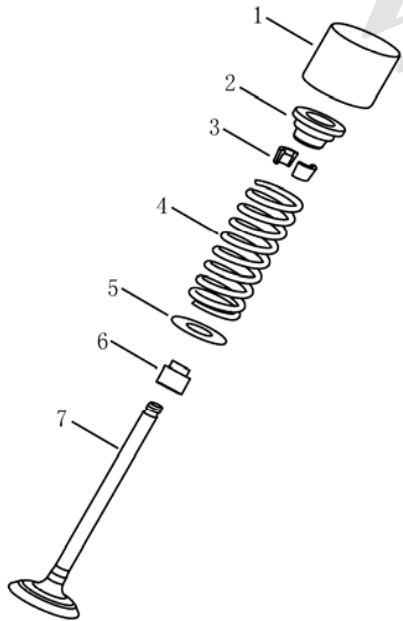
	NO.	PART NO.	DES	QTY	REMARK
	1	1016050772	CYLINDER HEAD	1	
	2	1016050751	GASKET,CYLINDER HEAD	1	
	3	1136000034	BOLT,CYLINDER HEAD	10	
	4	1136000035	BOLT WASHER	10	
	5	1066001348	WATER TEMPERATURE SENSOR	1	
	6	1016052221	WIRE BRACKET	1	
	7	1016050711	OCV	2	
	8	1016050833	CAMSHAFT POSITION SENSOR	2	
	9	Q1200825	THREADED STUD	5	
	10	JQ1200833	THREADED STUD	2	
	11	JQ1200641	THREADED STUD	2	
	12	JQ1200623	THREADED STUD	1	
	13	Q1840510	HEXAGON FLANGE BOLT	2	

6. VALVE(1.8L)



NO.	PART NO.	DES	QTY	REMARK
1	1136000091	INTAKE VALVE	8	
2	1136000092	EXHAUST VALVE	8	
3	1136000097	VALVE TAPPET	16	
4	1136000095	VALVE TAPPET	32	
5	1136000094	VALVE SPRING SEAT	16	
6	1136000093	VALVE SPRING	16	
7	1136000096	VALVE SPRING GASKET	16	
8	1136000057	INTAKE VALVE OIL SEAL	8	
8	1136000059	EXHAUST VALVE OIL SEAL	8	

6. VALVE(1.5L DVVT)

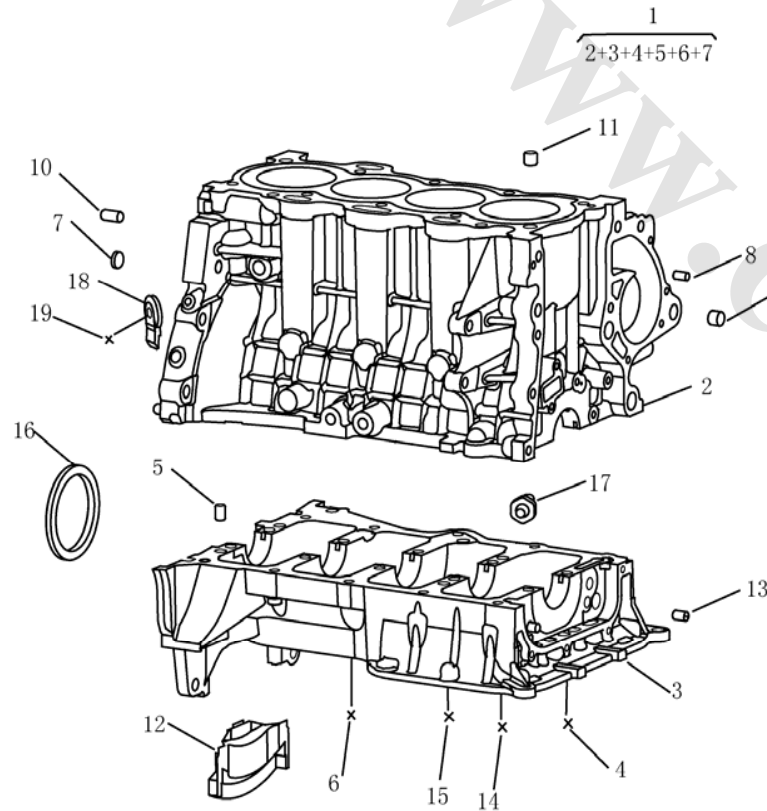
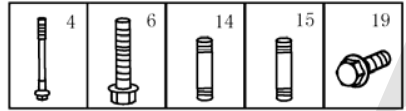


NO.	PART NO.	DES	QTY	REMARK
1	1136000097	VALVE TAPPET	16	
2	1136000095	VALVE LOCKING GASKET	32	
3	1136000094	VALVE SPRING SEAT	16	
4	1136000093	VALVE SPRING	16	
5	1136000096	VALVE SPRING GASKET	16	
6	1136000057	INTAKE VALVE OIL SEAL	8	
6	1136000059	EXHAUST VALVE OIL SEAL	8	
7	1016050778	INTAKE VALVE	8	
7	1136000092	EXHAUST VALVE	8	

7. CYLINDER BLCOK(1.8L)

	NO.	PART NO.	DES	QTY	REMARK
	1	113600003301	CYLINDER BLOCK	1	
	2		CRANKSHAFT CASING	1	
	3	1086000787	KNOCK SENSOR	1	CVT
	3	1086000732	KNOCK SENSOR	1	MT
	4	1136000017	MAIN BEARING CAP BOLT	10	
	5		HEXAGON FLANGE BOLT M8×40	10	
	6		PLUG	3	
	7	1136000155	DRAIN PLUG	1	
	8	1136000025	CRANKSHAFT CASING DUST BOOT	1	
	9		HEXAGON FLANGE BOLT	1	
	10		THREADED STUD M6×23	2	
	11		THREADED STUD M6×20	2	
	12		THREADED STUD M6×15	2	
	13		THREADED STUD M6×12	2	
	14	1136000021	PIN BUSH-CYLINDER HEAD	2	
	15		COLUMN PIN-TIMING CHAIN GUARD	1	
	16		PIN BUSH-TIMING CHAIN GUARD	1	
	17		COLUMN PIN-TRANSMISSION CASING	2	
	18		COLUMN PIN φ10	4	
19		PIN BUSH-OIL PUMP	2		

7. CYLINDER BLCOK(1.5L DVVT)



NO.	PART NO.	DES	QTY	REMARK
1	1016050768	CYLINDER BLOCK & CRANKSHAFT CASING ASSY.	1	
2	1016050769	CYLINDE BLOCK	1	
3	1016050662	CRANKSHAFT CASING	1	
4	1136000017	MAIN BEARING CAP BOLT	10	
5	1136000022	PIN,CYLINDER BLOCK & CRANKSHAFT CASING	4	
6	JQ1840840Kb	HEXAGON FLANGE BOLT	10	
7	1136000215	PLUG	3	
8	1136000018	PIN,TIMING CHAIN COVER	1	
9	1136000019	AXES BUSHING,TIMING CHAIN COVER	1	
10	1136000020	PIN,TRANSMISSION CASING	2	
11	1136000021	AXES BUSHING,CYLINDER HEAD	2	
12	1136000025	DUST PLATE,CRANKSHFT CASING	1	
13	1136000029	AXES BUSHING,OIL PUMP	2	
14	J1200615	THREADED STUD	2	
15	J1200612	THREADED STUD	2	
16	1136000031	REAR OIL SEAL	1	
17	1136000185	OIL WARNING DEVICE	1	
18	1086000787	KNOCK SENSOR	1	
19	JQ1840830Kb	HEXAGON FLANGE BOLT	1	

8. CRANKSHAFT(1.8L)

	NO.	PART NO.	DES	QTY	REMARK
	1	1136000070	CRANKSHAFT	1	
	2	1136000031	CRANKSHAFT REAR OIL SEAL	1	
	3		PIN-CAMSHAFT BEARING COVERφ4	1	
	4	Q5500416	WOODRUFF KEY	1	
	5	1136000085	CRANKSHAFT FRONT OIL SEAL	1	
	6	1136000076	CRANKSHAFT TIMING SPROCKET	1	
	7	1136000075	CHAIN DAMPER BOLT	1	
	8	1136000014	CRANKSHAFT MAIN BEARING (UPPER)	5	
	9	1136000014	CRANKSHAFT MAIN BEARING (LOWER)	5	
	10	1136000016-01	CRANKSHAFT THRUST WASHER	2	
	11	113600007301	FLY WHEEL	1	MT
	11	1066001240	FLY WHEEL	1	CVT
	12		FLY WHEEL GEAR RING	1	
	13	1136000072	CHAIN DAMPER PULLEY	1	
	14	113600015701	DRIVER BELT 6PK1865(for "CH" A/C compressor)	1	
	14	113600015702	DRIVER BELT 6PK1840(for "ATO" A/C compressor)	1	
	15	1136000071	FLY WHEEL BOLT	8	
	16	2150030006	CRANKSHAFT POSITION SENSOR	1	
17		HEXAGON FLANGE BOLT	1		
18	1136000074	COLUMN PIN-CLUTCH PRESSURE PLATE	3		

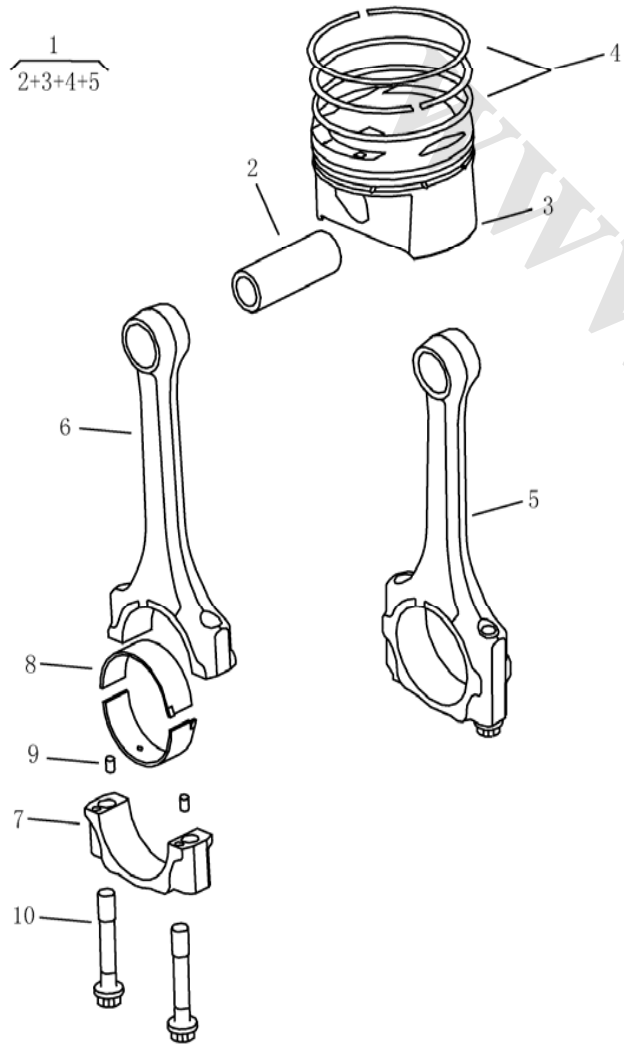
8. CRANKSHAFT(1.5L DVVT)

	NO.	PART NO.	DES	QTY	REMARK
	1	1016050758	CRANKSHFT	1	
	2	11360007301	FLYWHEEL ASSY.	1	
	3	1016050804	FLYWHEEL GEAR RING	1	
	4	1136000071	FLYWHEEL BOLT	8	
	5	1136000074	PIN,CLUTCH PRESSURE PLATE	3	
	6	1136000044	PIN,CAMSHAFT BEARING CAP	1	
	7	1136000075	BELT PULLEY BOLT	1	
	8	Q5500416	SEMICIRCLE KEY	1	
	9	1136000072	BELT PULLEY	1	
	10	1136000016-01	THRUST WASHER	2	
	11	1136000014	CRANKSHAFT MAIN BEARING (UPPER)	5	
	12	1136000015	CRANKSHAFT MAIN BEARING (LOWER)	5	
	13	1086000731	CRANKSHAFT POSITION SENSOR	1	
	14	JQ1840612	HEXAGON FLANGE BOLT	1	

9. PISTON(1.8L)

	NO.	PART NO.	DES	QTY	REMARK
	1	1136000062	PISTON	4	
	2	1136000063	PISTON PIN	4	
	3	1136000064	PISTON PIN CIRCLIP	8	
	4	1136000065-01	PISTON RING COMPONENTS	4	
	5	1136000068	CONNECTING ROD COMPONENTS	4	
	6		CONNECTING ROD BOLT	8	
	7	1136000067	CONNECTING ROD BEARING	8	

9. PISTON(1.5L DVVT)

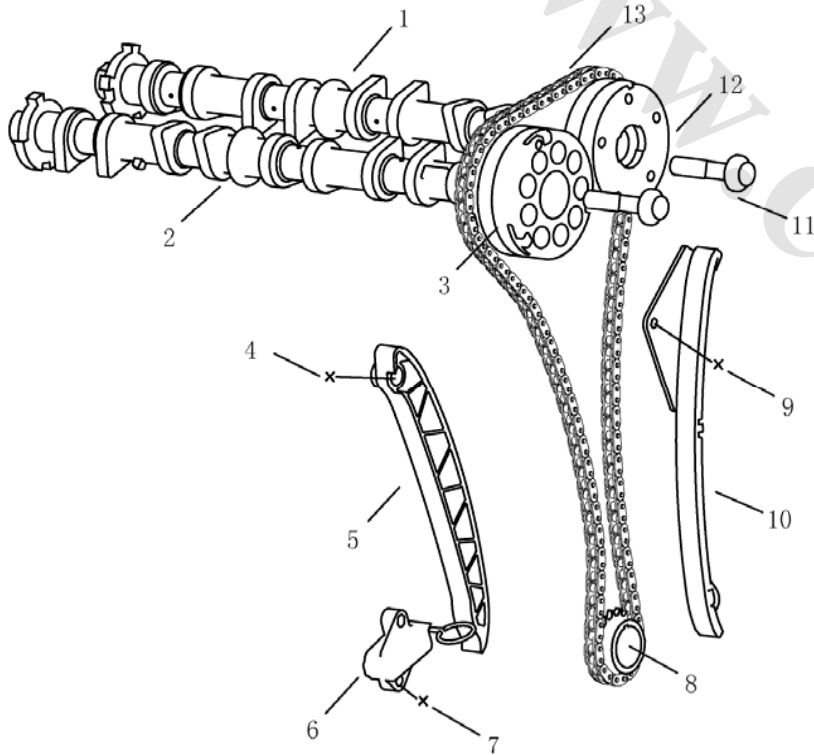
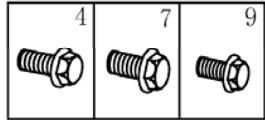


NO.	PART NO.	DES	QTY	REMARK
1		PISTON & CONNECTING ROD ASSY.	4	
2	1016050686	PISTON PIN	4	
3	1016050755	PISTON	4	
4	1016050761	#1 AIR PISTON RING	1	
4	1016050762	#2 AIR PISTON RING	1	
4	1016050763	OIL PISTON RING	1	
5	1016050760	CONNECTING ROD ASSY.	4	
6	1016050756	CONNECTING ROD BODY	4	
7	1016050757	CONNECTING ROD CAP	4	
8	1136000067	BEARING,CONNECTING ROD	8	
9	1016050743	PIN	8	
10	1016050744	CONNECTING ROD BOLT	8	

10. TIMING SYSTEM(1.8L)

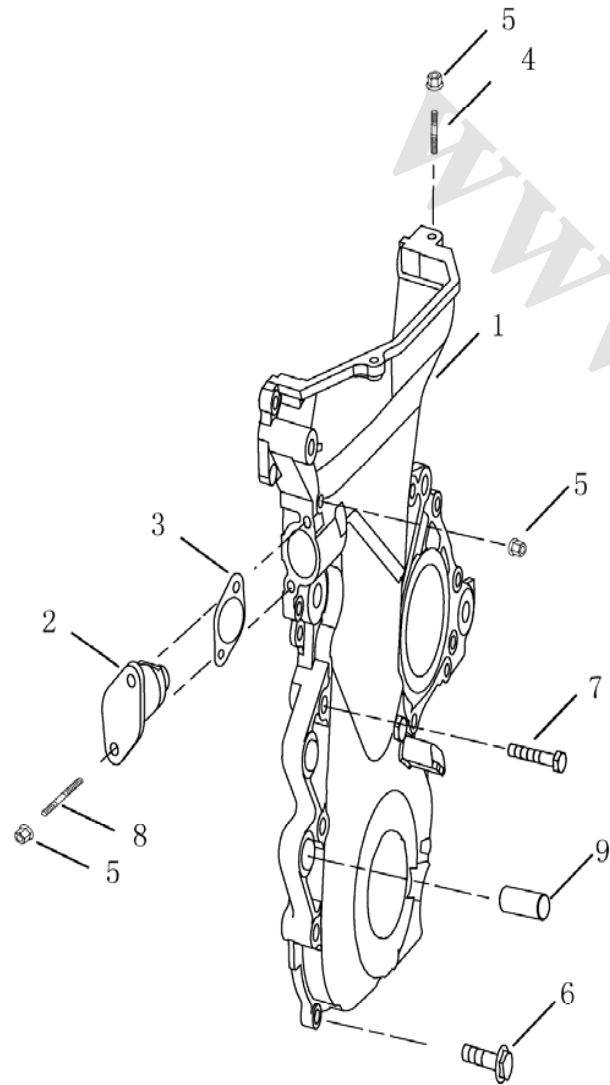
	NO.	PART NO.	DES	QTY	REMARK
	1	1136000087	INTAKE CAMSHAFT	1	MT
	1	1016050278	INTAKE CAMSHAFT	1	CVT
	2	1136000088	EXHAUST CAMSHAFT	1	
	3	1136000090-01	VVT CONTROLLER	1	
	4	1136000077	EXHAUST CAMSHAFT TIMING SPROCKET	1	
	5	1136000081	TIMING CHAIN	1	
	6	1136000082	TENSIONER GUIDE	1	
	7	1136000083	TENSIONER GUIDE	1	
	8		FLANGE BOLT	1	
	9		CAMSHAFT TIMING CHAIN BOLT	1	
	10	1136000079	TENSIONER GUIDE PIN BUSH	1	
11		COMBINATION BOLT	2		

10. TIMING SYSTEM(1.5L DVVT)



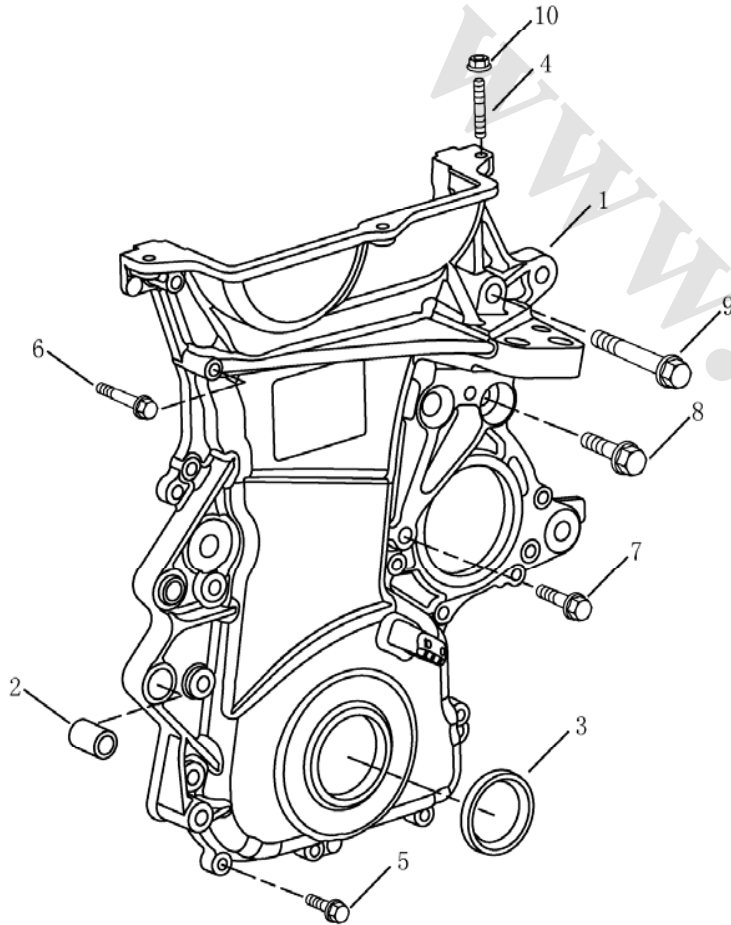
NO.	PART NO.	DES	QTY	REMARK
1	1016050776	INTAKE CAMSHAFT	1	
2	1016050707	EXHAUST CAMSHAFT	1	
3	1016050710	EHAUST VVT CONTROLLER	1	
4	JQ1840830	HEXAGON FLANGE BOLT	1	M8×30
5	1016050700	TENSIONER RAIL,TIMING CHAIN	1	
6	1016050704	TENSIONER,TIMING CHAIN	1	
7	JQ1840628	HEXAGON FLANGE BOLT	2	M6×28
8	1016050696	TIMING CHAIN PULLEY	1	
9	JQ1840616	TENSIONER RAIL	2	
10	1016050701	GUIDE RAIL	1	
11	1016050697	VVT CONTROLLER BOLT	2	
12	1016050709	INTAKE VVT CONTROLLER	1	
13	1016050699	TIMING CHAIN	1	

11. TIMING COVER(1.8L)



NO.	PART NO.	DES	QTY	REMARK
1	113600008401	TIMING CHAIN GUARD	1	
2	1136000086-01	TENSIONER	1	
3	1136000212	TENSIONER GASKET	1	
4		THREADED STUD M6×23	1	
5	JQ32006	HEXAGON FLANGE NUT	4	
6		HXEAGON FLANGE BOLT	7	
7		HXEAGON FLANGE BOLT	3	
8		THREADED STUD M6×16	2	
9		PIN BUSH-STEERING PUMP	2	

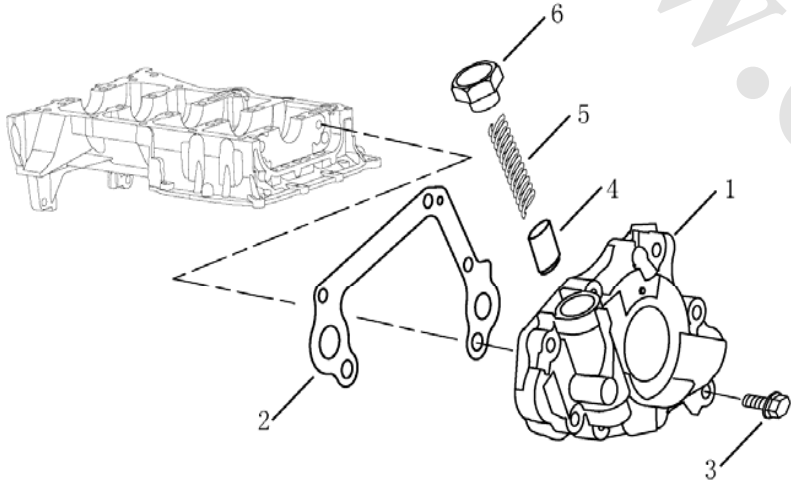
11. TIMING COVER(1.5L DVVT)



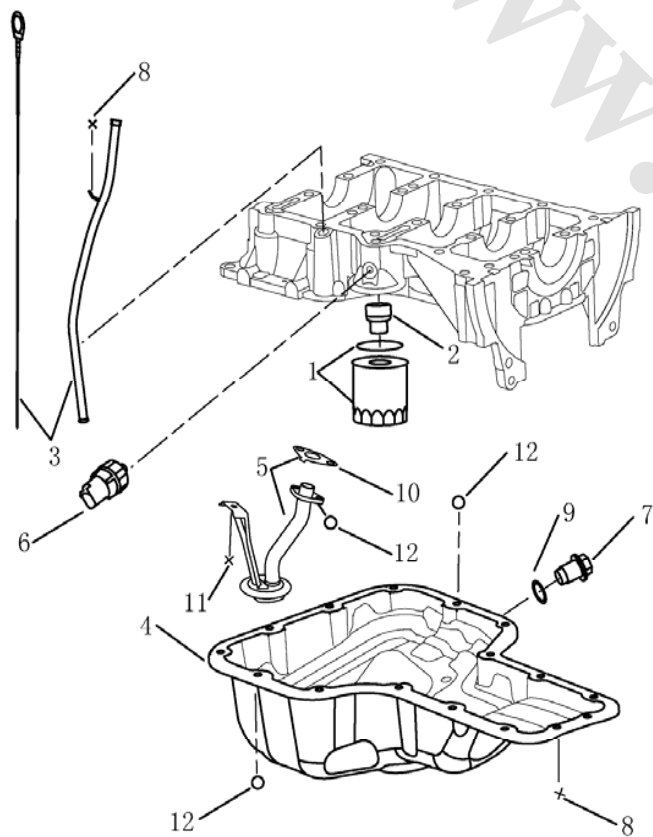
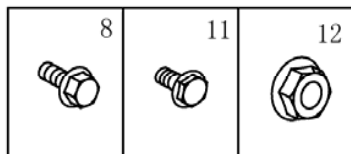
NO.	PART NO.	DES	QTY	REMARK
1	1016050703	TIMING CHAIN COVER ASSY.	1	
2		HOLE BOOT	1	
3		AXES BUSHING,POWER STEERING	2	
4	1136000085	FRONT OIL SEAL	1	
5	J1200623	THREADED STUD	1	
6	JQ1840625Kb	HEXAGON FLANGE BOLT	5	
7	JQ1840645Kb	HEXAGON FLANGE BOLT	1	
8	JQ1840835Kb	HEXAGON FLANGE BOLT	4	
9	JQ184C1040Ka	HEXAGON FLANGE BOLT	2	
10	JQ184C1065Ka	HEXAGON FLANGE BOLT	1	
11	Q32006	HEXAGON FLANGE NUT	1	

12. OIL PUMP

NO.	PART NO.	DES	QTY	REMARK
1	1136000115	OIL PUMP	1	1.8L
1	1016050764	OIL PUMP	1	1.5L
2	1136000116	OIL PUMP GASKET	1	1.8L
2	1016050747	OIL PUMP GASKET	1	1.5L
3		HEXAGON FLANGE BOLT	5	
4		RELIEF VALVE PLUNGER	1	
5		RELIEF VALVE SPRING	1	
6		RELIEF VALVE BOLT	1	



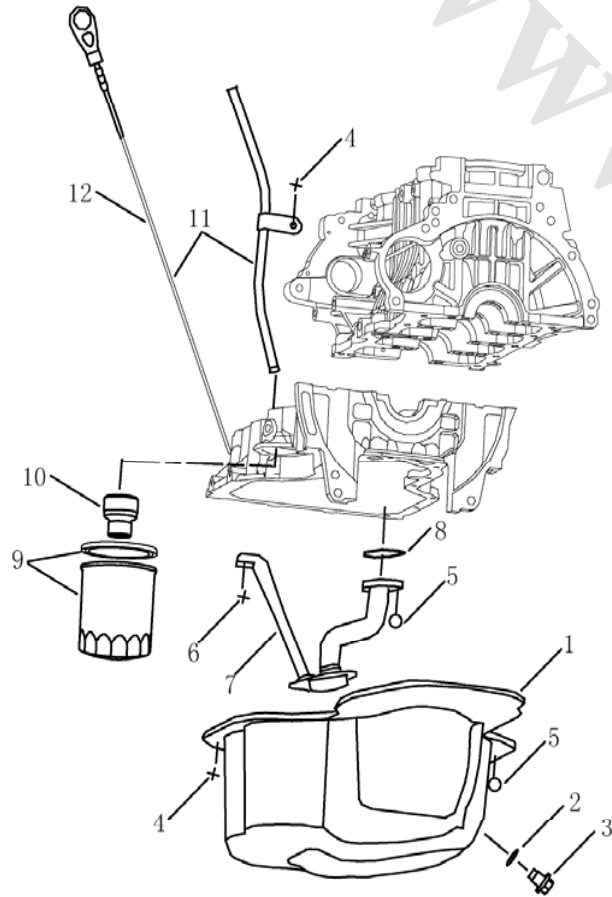
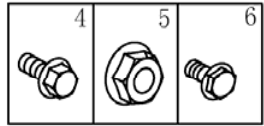
13. OIL PAN(1.8L)



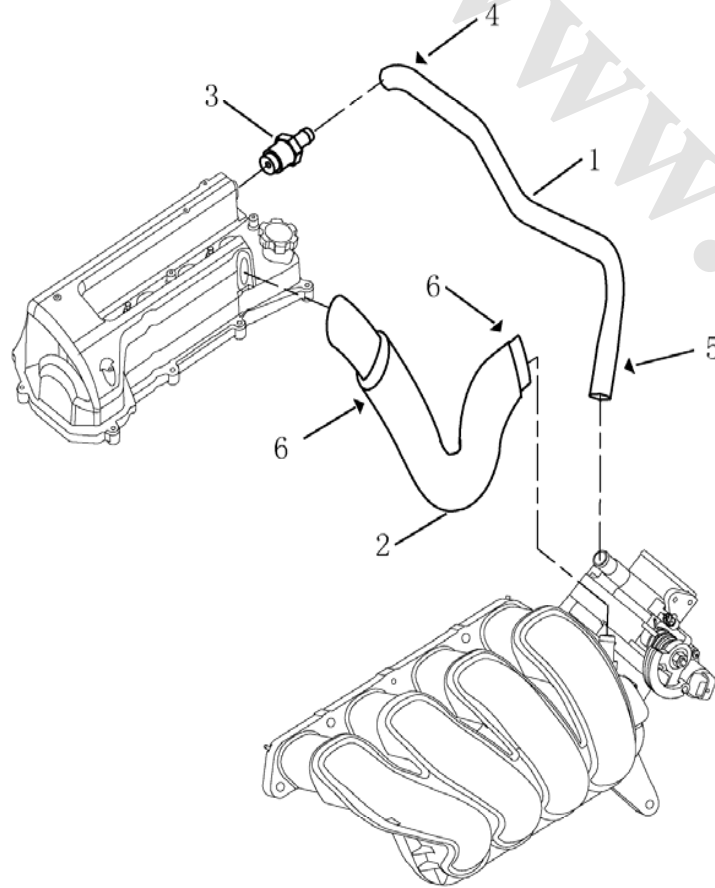
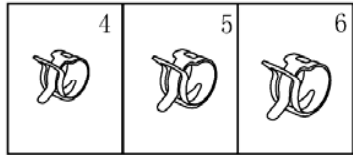
NO.	PART NO.	DES	QTY	REMARK
1	1136000118	OIL FILTER	1	
2	1136000117	OIL FILTER CONNECTING	1	
3	1136000032	DIPSTICK COMPONENTS	1	
4	1136000112	OIL PAN COMPONENTS	1	
5	1136000113	OIL STRAINER	1	
6	1136000185	OIL PRESSURE SENSOR	1	
7	1136000110	OIL DRAIN PLUG	1	
8		HEXAGON HEAD BOLT & PLAIN WASHER	15	
9	1136000111	OIL DRAIN PLUG GASKET	1	
10	1136000114	OIL STRAINER GASKET	1	
11		HEXAGON FLANGE BOLT	1	
12	JQ32006	HEXAGON FLANGE NUT	4	

13. OIL PAN(1.5L DVVT)

NO.	PART NO.	DES	QTY	REMARK
1	1016050722	OIL PAN	1	
2	1136000111	DRAIN PLUG GASKET	1	
3	1136000110	DRAIN PLUG	1	
4	Q1400612	HEXAGON HEAD BOLT & PLAIN WASHER ASSY.	15	
5	Q32006	HEXAGON FLANGE NUT	4	
6	JQ1840610KB	HEXAGON FLANGE BOLT	1	
7	1136000113	OIL STRAINER	1	
8	1136000114	OIL STRAINER GASKET	1	
9	1136000118	OIL FILTER	1	E IV
9	1016050822	OIL FILTER	1	E V
10	1136000117	OIL FILTER JOINT	1	
11	1016050667	OIL RULER PIPE	1	
12	1016050670	OIL RULER	1	

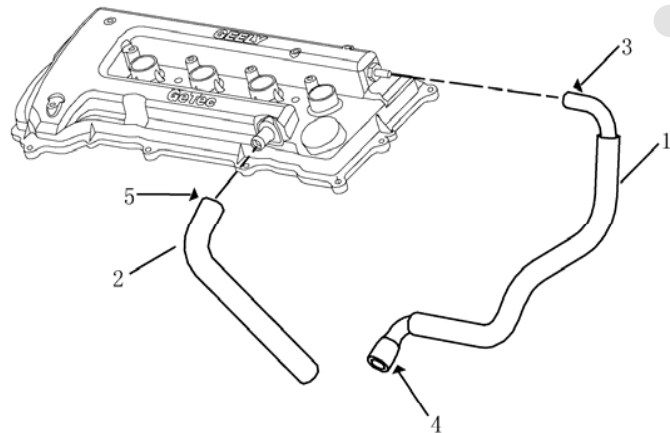
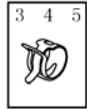


14. PCV HOSE(1.8L)



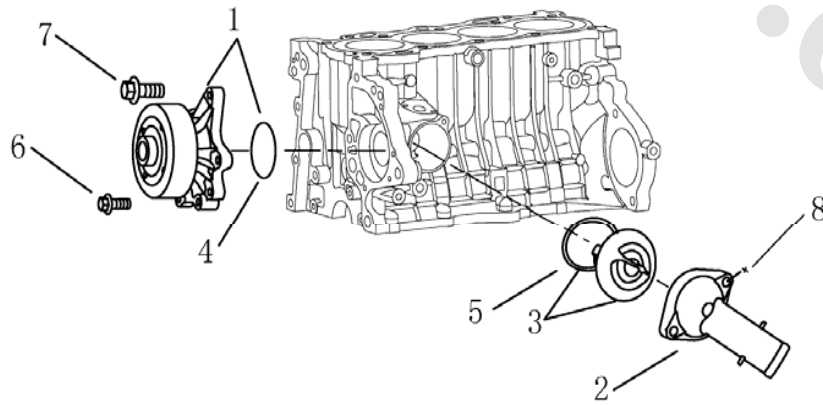
NO.	PART NO.	DES	QTY	REMARK
1	1136000124	PCV HOSE I	1	
2	1136000125	PCV HOSE II	1	
3	1136000123	PCV	1	
4	Q673B13	HOOP	1	
5	Q673B15	HOOP	1	
6		HOOP	2	

14. PCV HOSE(1.5L DVVT)



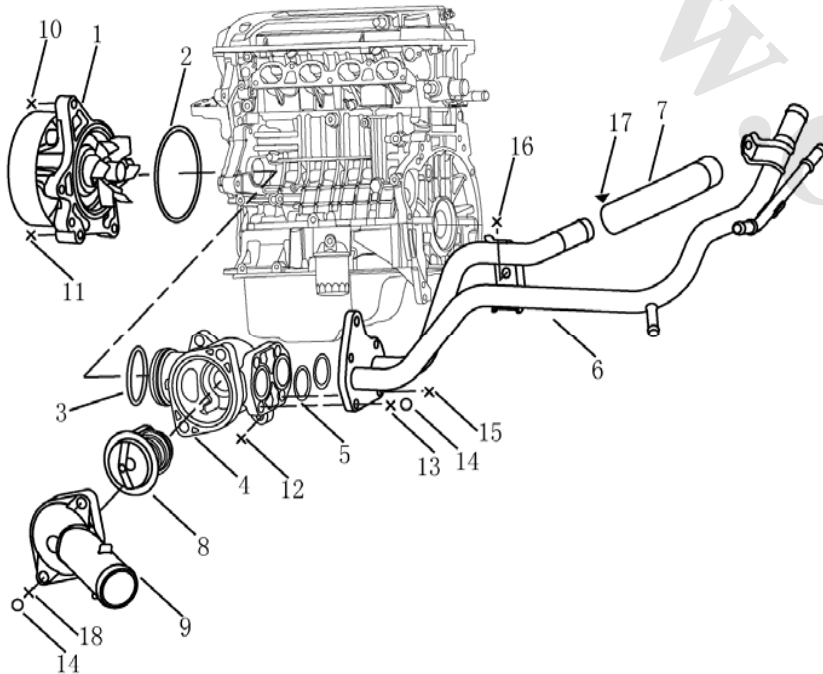
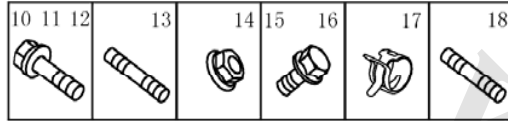
NO.	PART NO.	DES	QTY	REMARK
1	1016050739	PCV HOSE	1	
2	1016050740	VENTILATION HOSE	1	
3	Q673B13	HOOP	1	
4	Q673B215	HOOP	2	
5	Q673B18	HOOP	1	

15. WATER PUMP(1.8L)



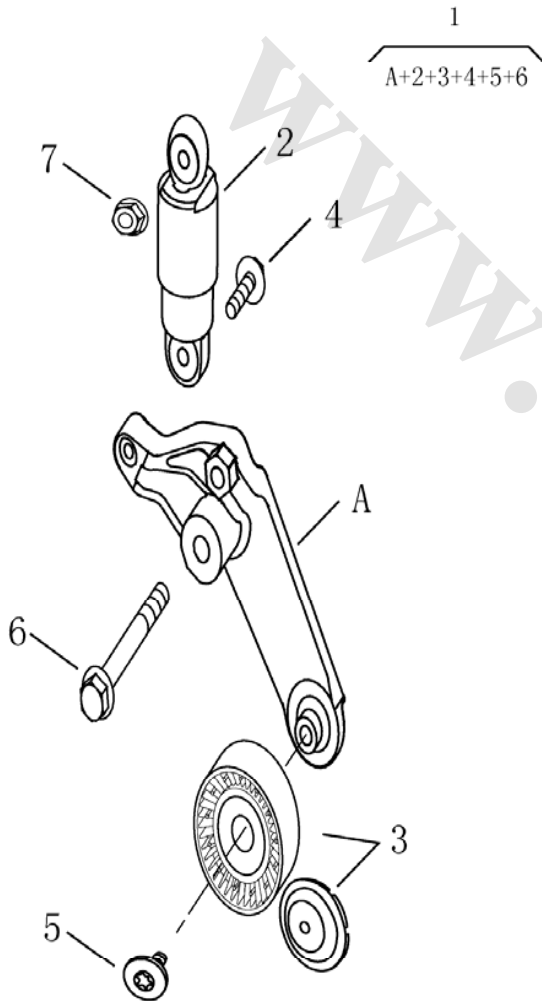
NO.	PART NO.	DES	QTY	REMARK
1	1136000158	WATER PUMP COMPONENTS	1	
2	1136000145	WATER INLET PIPE CONNECTING	1	
3	1136000156	THERMOSTAT ASSY.	1	
4	1136000208	O-RING	1	
5		SEAL	1	
6		HEXAGON FLANGE BOLT	2	
7		HEXAGON FLANGE BOLT	4	
8	JQ32006	HEXAGON FLANGE NUT	2	

15. WATER PUMP(1.5L DVVT)



NO.	PART NO.	DES	QTY	REMARK
1	1016050759	WATER PUMP ASSY.	1	
2	1016050825	O-RING,WATER PUMP	1	
3	1016050727	#2 O-RING	1	
4	1016050726	THERMOSTAT CASING	1	
5	1016050728	#1 O-RING	2	
6	1016050729	HEAT WATER PIPE	1	
7	1016050731	SMALL CIRCLE HOSE	1	
8	1136000156	THERMOSTAT	1	
9	1136000218	THERMOSTAT CAP	1	
10	JQ1840635KB	HEXAGON FLANGE BOLT	4	
11	JQ1840628KB	HEXAGON FLANGE BOLT	2	
12	JQ1840623KB	HEXAGON FLANGE BOLT	2	
13	JQ1260616	THREADED STUD	2	
14	Q32006	HEXAGON FLANGE NUT	4	
15	JQ1840620KB	HEXAGON FLANGE BOLT	2	
16	JQ1840614KB	HEXAGON FLANGE BOLT	2	
17	1136000143	HOOP	2	
18	JQ1260623	THREADED STUD	2	

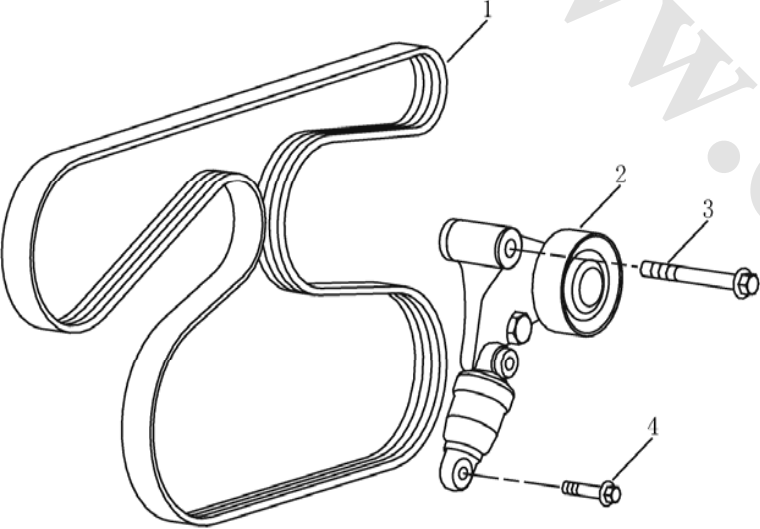
16. DRIVER BELT TENSIONER(1.8L)



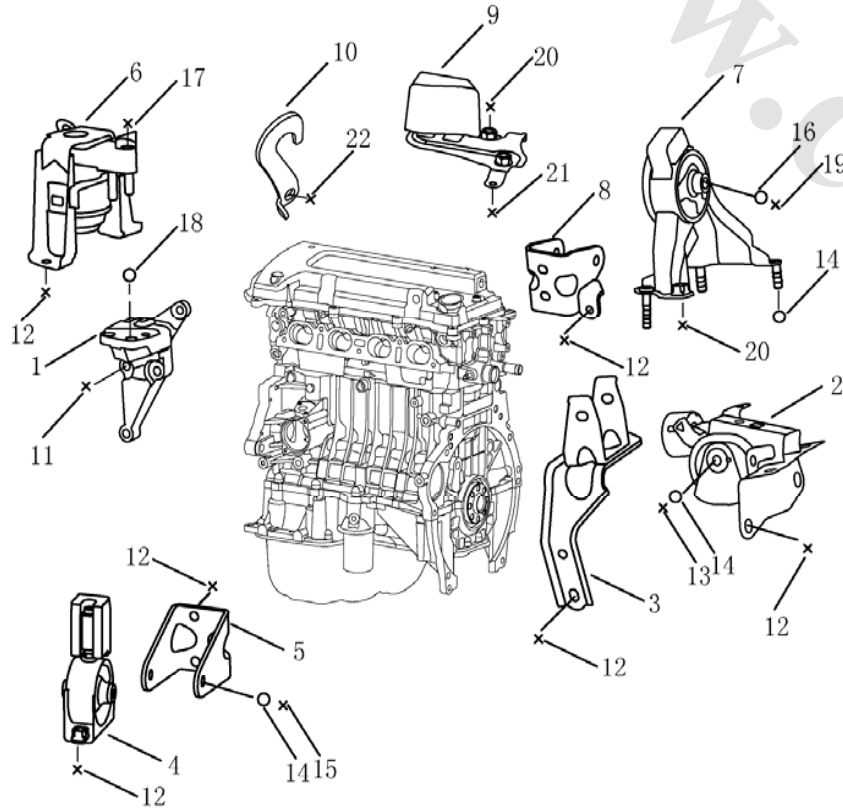
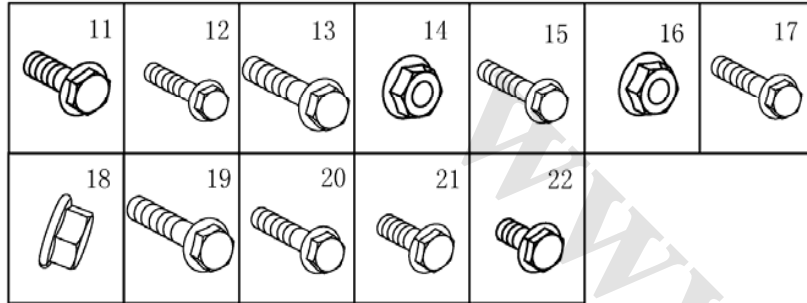
NO.	PART NO.	DES	QTY	REMARK
1	1136000149	DRIVER BELT TENSIONER	1	
2		TENSIONER	1	
3		TENSIONER PULLEY	1	
4		TENSIONER BOLT	1	
5		TENSIONER PULLEY BOLT	1	
6	1136000150	TENSIONER BOLT	1	
7		FLANGE NUT	1	

16. DRIVER BELT TENSIONER(1.5L DVVT)

NO.	PART NO.	DES	QTY	REMARK
1	1016050738	6PK1885 DRIVE BELT	1	
2	1016050736	TENSIONER	1	
3	JQ184C1095KATF2	HEXAGON FLANGE BOLT	1	M10×95
4	JQ1840830KBTF2	HEXAGON FLANGE BOLT	1	M8×30

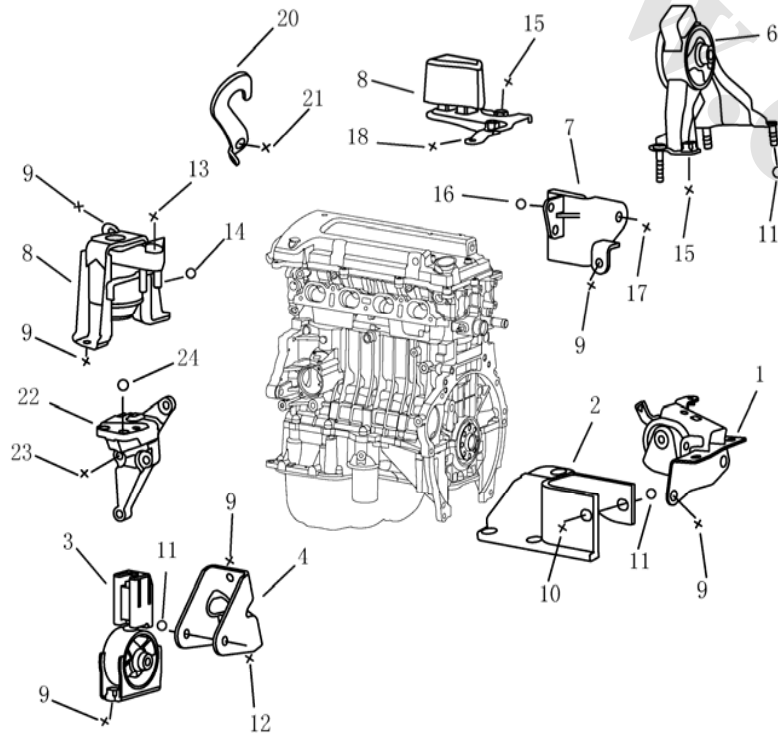
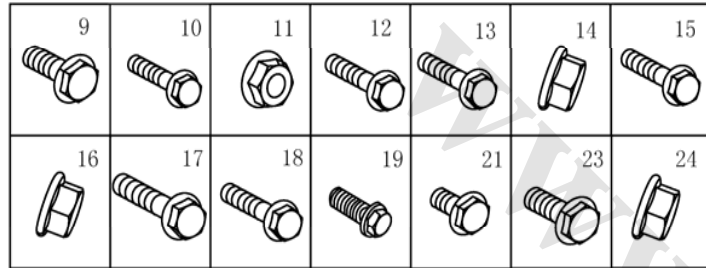


17. ENGINE MOUNT(MT)



NO.	PART NO.	DES	QTY	REMARK
1	1136000013	RIGHT MOUNTING BRACKET	1	
2	1064001143	ENGINE LEFT INSULATOR	1	
3	1064001144	ENGINE LEFT BRACKET	1	
4	1064001145	ENGINE FRONT INSULATOR	1	
5	1064001146	ENGINE FRONT BRACKET	1	
6	1064001147	ENGINE RIGHT INSULATOR	1	
7	1064001148	ENGINE REAR INSULATOR	1	
8	1064001149	ENGINE REAR BRACKET	1	
9	1064001150	ENGINE REAR CUSHION BLOCK	1	
10		ENGINE HOOK	2	
11		HEXAGON FLANGE BOLT M10×1.25×55	3	
12		HEXAGON FLANGE BOLT	17	
13		HEXAGON FLANGE BOLT	1	
14		HEXAGON FLANGE NUT	5	
15		HEXAGON FLANGE BOLT	1	
16		HEXAGON FLANGE NUT	1	
17		HEXAGON FLANGE BOLT	1	
18		HEXAGON FLANGE NUT	2	
19		HEXAGON FLANGE BOLT	1	
20		HEXAGON FLANGE BOLT	3	
21		HEXAGON FLANGE BOLT	1	
22		HEXAGON FLANGE BOLT M10×1.25×16	2	

17. ENGINE MOUNT(CVT)



NO.	PART NO.	DES	QTY	REMARK
1	1066001349	LEFT INSULATOR,ENGINE	1	
2	1066001252	LEFT BRACKET,ENGINE	1	
3	1066001350	FRONT INSULATOR,ENGINE	1	
4	1066001251	FRONT BRACKET,ENGINE	1	
5	1066001351	RIGHT INSULATOR,ENGINE	1	
6	1066001352	REAR INSULATOR,ENGINE	1	
7	1066001408	REAR BRACKET,ENGINE	1	
8	1064001150	REAR CUSHION,ENGINE	1	
9		HEXAGON FLANGE BOLT	14	
10		HEXAGON FLANGE BOLT	1	
11		HEXAGON FLANGE NUT	5	
12		HEXAGON FLANGE BOLT	1	
13		HEXAGON FLANGE BOLT	1	
14		HEXAGON FLANGE NUT	2	
15		HEXAGON FLANGE BOLT	3	
16		HEXAGON FLANGE NUT	1	
17		HEXAGON FLANGE BOLT	1	
18		HEXAGON FLANGE BOLT	1	
19		HEXAGON HEAD BOLT & PLAIN WASHER ASSY.	3	
20	1136000036	ENGINE HOOK	2	
21		HEXAGON FLANGE BOLT	2	
22	1136000013	RIGHT MOUNT BRACKET	1	
23		HEXAGON FLANGE BOLT	3	
24		HEXAGON FLANGE NUT	2	

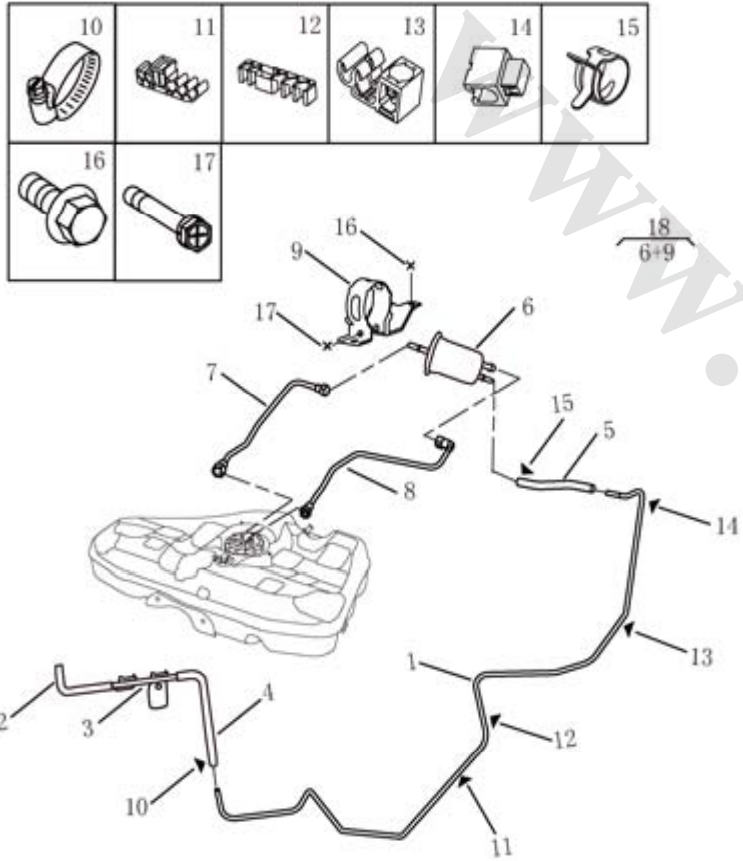
2. ENGINE ELECTRON

1. FUEL TANK

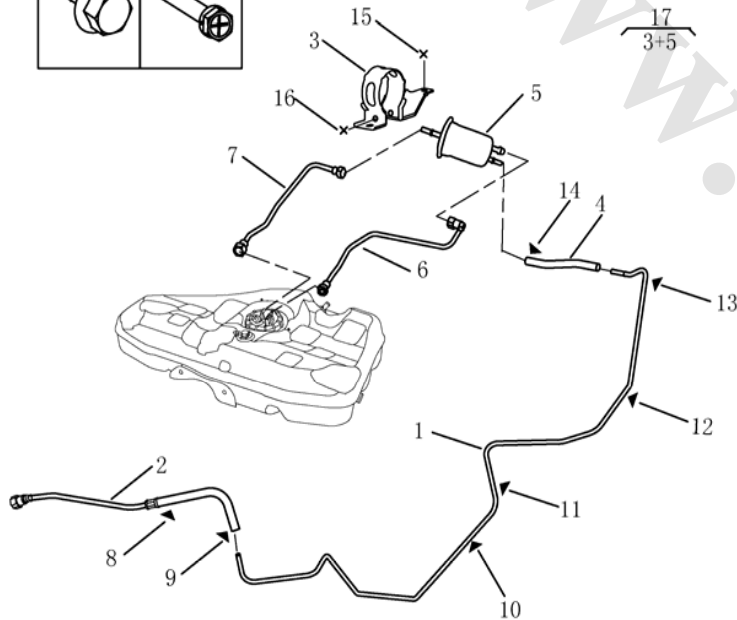
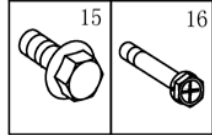
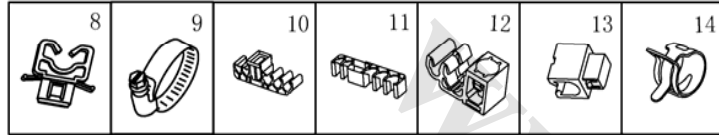
	NO.	PART NO.	DES	QTY	REMARK
	1	1064001171	FUEL TANK	1	
	2	1064001137	FUEL TANK VENTILATOR HOSE	1	
	3	1064000010	FUEL TANK LEFT BRACKET	1	
	4	1066001353	FUEL TANK RIGHT BRACKET	1	
	5	1066001354	FUEL TANK HEAT INSULATOR	1	
	6	1136000126	FUEL PUMP & FUEL SENSOR ASSY.	1	
	7	1066001168	FUEL SENSOR	1	
	8	1016001523	LOCKING NUT	1	
	9	1016001526	SEAL	1	
	10	JQ140C1030T1F30	HEXAGON HEAD BOLT & PLAIN WASHER	4	
	11	1016008943	FUEL PUMP SCREEN	1	
	12	Q67527	HOOP	2	
	13	JQ9272214B	2-WAY CLIP	1	
	14		NUT	4	
	15	Q40308	SPRING WASHER	4	
	16	Q40108	PLAIN WASHER	4	

2. FUEL PIPE(1.8L)

NO.	PART NO.	DES	QTY	REMARK
1	1064001129	FUEL SUPPLY PIPE	1	
1	1066002041	FUEL SUPPLY PIPE	1	ANTI-FIRE
2	1066001229	FUEL RAIL HOSE	1	
3	1066001230	FUEL RAIL PIPE	1	
4	1066001469	FUEL HOSE	1	
4	1066002042	FUEL HOSE	1	ANTI-FIRE
5	1064001130	FUEL DELIVERY HOSE	1	
5	1066002041	FUEL DELIVERY HOSE	1	ANTI-FIRE
6		FUEL FILTER	1	
7	1066001345	FUEL FILTER INLET HOSE	1	
8	1066001346	RETURN HOSE	1	
9		FUEL FILTER BRACKET	1	
10		HOOP	6	
11	1064001325	5-WAY CLIP I	5	
12	1064001326	5-WAY CLIP II	1	
13	JQ927B7548	2-WAY CLIP	1	
14	1066001156	1-WAY CLIP	1	
15	Q67516	HOOP	2	
16	Q1400616	HEXAGON HEAD BOLT & PLAIN WASHER	2	
17		HEXAGON HEAD BOLT & SPRING WASHER	1	
18	1066001341	FUEL FILTER ASSY.	1	BEFORE 2011.7
18	1066002154	FUEL FILTER ASSY.	1	AFTER 2011.7

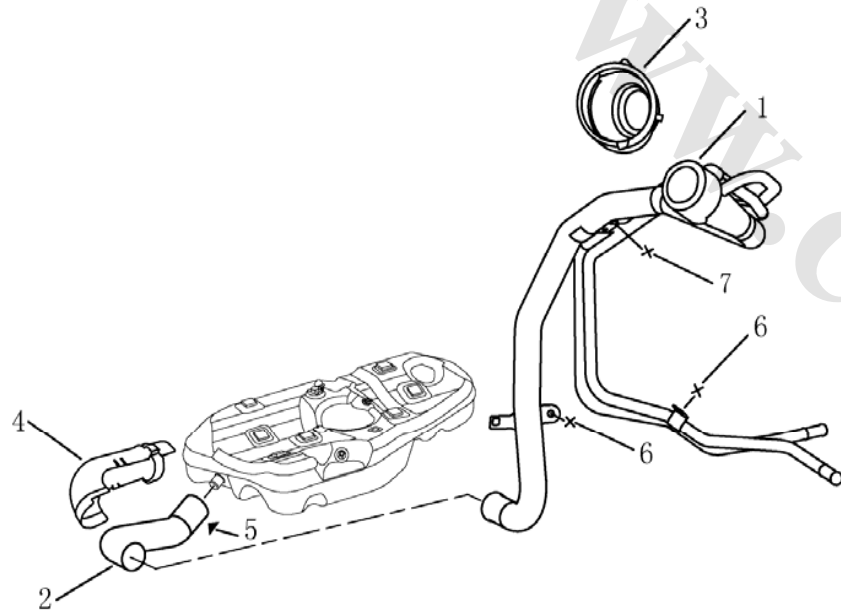
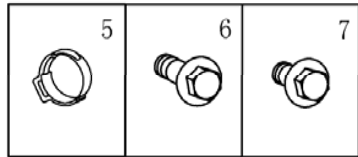


2. FUEL PIPE(1.5L DVVT)



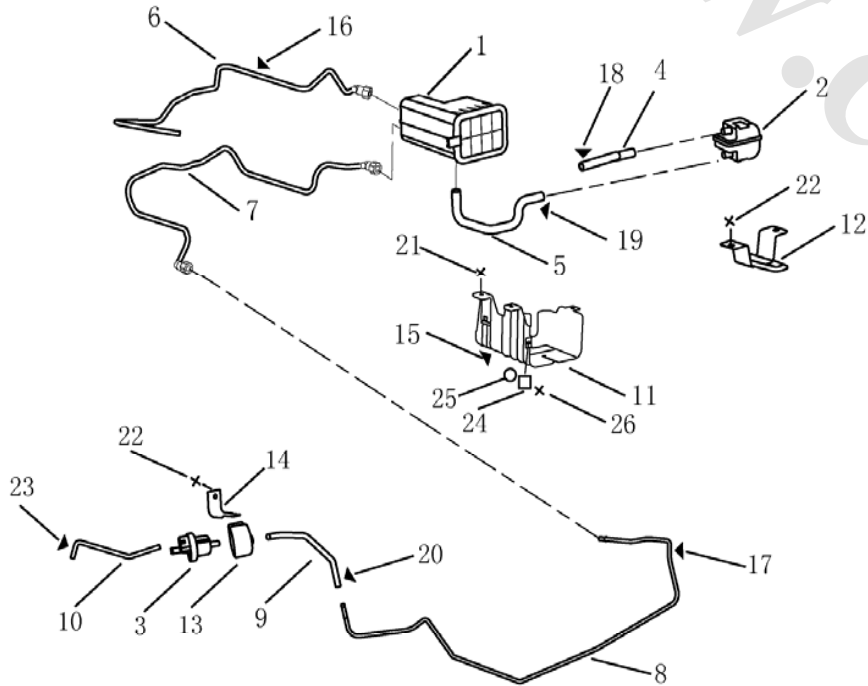
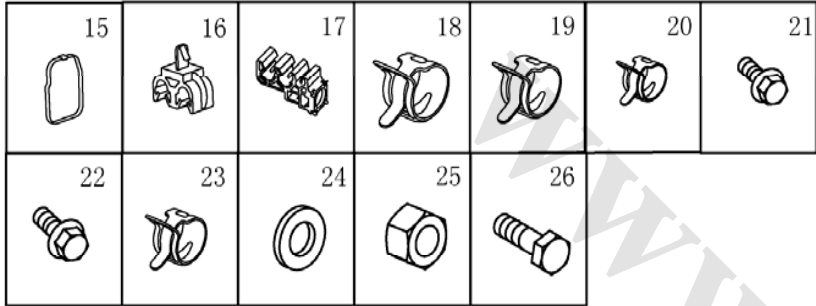
NO.	PART NO.	DES	QTY	REMARK
1	1064001129	FUEL SUPPLY PIPE	1	
1	1066002041	FUEL SUPPLY PIPE	1	ANTI-FIRE
2	1016001586	FUEL HOSE TO ENGINE	1	
3		FUEL FILTER BRACKET	1	
4	1013600129	FUEL SUPPLY HOSE	1	
5		FUEL FILTER	1	
6	1066001346	RETURN HOSE TO OIL PUMP	1	
7	1066001345	INLET HOSE,FUEL FILTER	1	
8	JQ921C08	SINGLE-WAY CLIP	1	
9	Q67516A	HOOP	6	
10	1064001325	5-WAY CLIP I	5	
11	1064001326	5-WAY CLIP II	1	
12	JQ927B7548	DUAL BRACKET	1	
13	1066001156	SINGLE-WAY CLIP	1	
14	Q67516	HOOP	2	
15	Q1400616	HEXAGON HEAD BOLT & PLAIN WASHER ASSY.	2	
16	Q1420540	HEXAGON HEAD BOLT & PLAIN WASHER ASSY.	1	
17	1066001341	FUEL FILTER ASSY.	1	BEFORE 2011.7
18	1066002154	FUEL FILTER ASSY.	1	AFTER 2011.7

3. FUEL FILLER PIPE



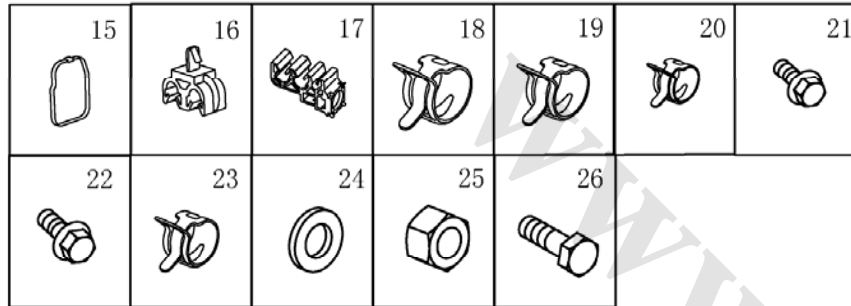
NO.	PART NO.	DES	QTY	REMARK
1	1064001132	FUEL FILLER PIPE ASSY.	1	
2	1064001135	FUEL TANK FILLER HOSE	1	
3	1064000017	FUEL FILLER PIPE GASKET	1	
4	1064000020	FUEL PILLER HOSE BOOT	1	
5	Q67550	HOOP	2	
6	Q1400815	HEXAGON HEAD BOLT & PLAIN WASHER	1	
7	Q1400820	HEXAGON HEAD BOLT & PLAIN WASHER	2	

4. CANISTER(1.8L)

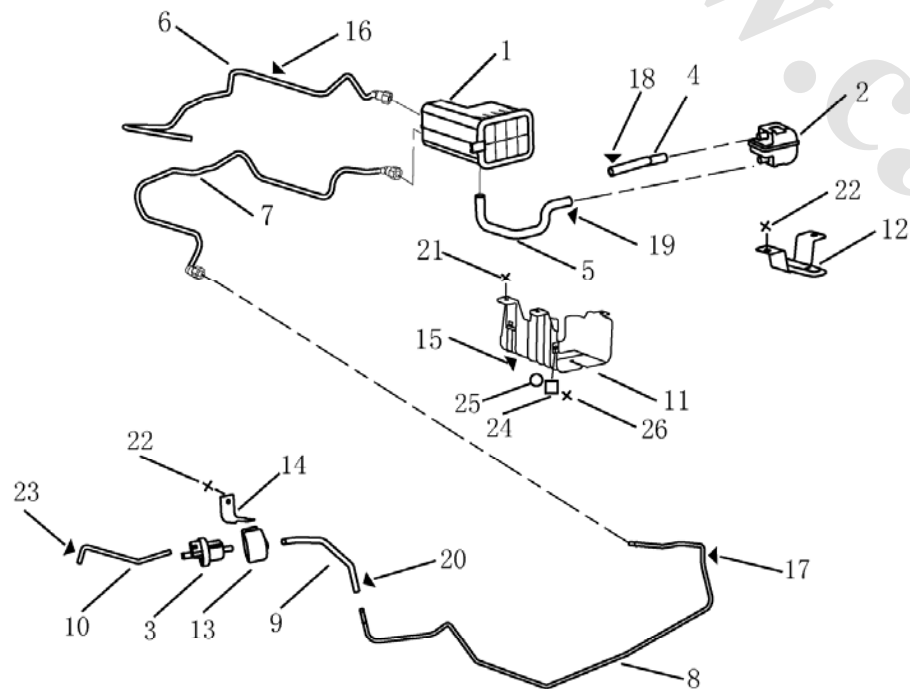


NO.	PART NO.	DES	QTY	REMARK
1	1066001030-01	CANISTER	1	
2	1066001029	CANISTER VENT FILTER	1	
3	1086000739	CANISTER CONTROL VALVE	1	
4	1066001005	FUEL VENT HOSE	1	
5		CANISTER VENT PIPE	1	
6	1064001126	EVAP HOSE I	1	
7	1064001127	EVAP HOSE III	1	15X8X3.5
8	1064001125	EVAP PIPE	1	
9	1066001006	CANISTER DISCHARGE HOSE	1	MT
9	1066001470	CANISTER DISCHARGE HOSE	1	CVT
10	1066001228	CANISTER CONTROL VALVE OUTLET HOSE	1	
11		SHIELD	1	
12	1066001004	CANISTER VENT FILTER BRACKET	1	
13	1034001413	CANISTER CONTROL VALVE BOOT	1	
14	1066001222	CANISTER CONTROL VALVE BRACKET	1	
15		STRIP	1	
16	1064001177	2-WAY CLIP	1	
17	1064001119	3-WAY CLIP	1	
18	Q673B19	HOOP	2	
19		HOOP	2	
20	Q673B12	HOOP	3	
21	Q673B11	HEXAGON HEAD BOLT & PLAIN WASHER	3	
22	Q1400620	CROSS SLOTTED HEXAGON HEAD BOLT & SPRING WASHER	3	
23	JQ1490620	HOOP	1	
24	1136000141	PLAIN WASHER	1	

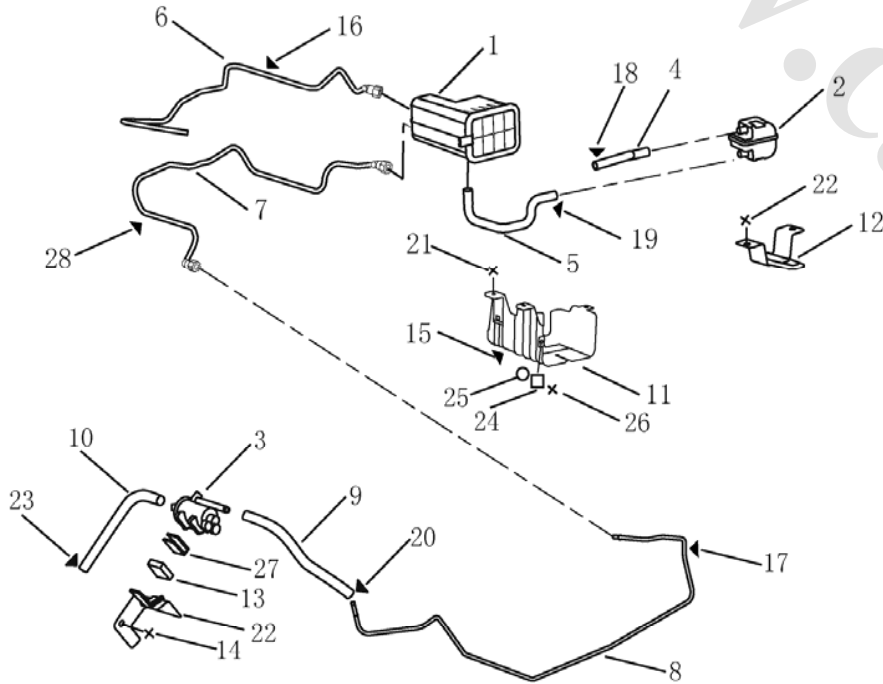
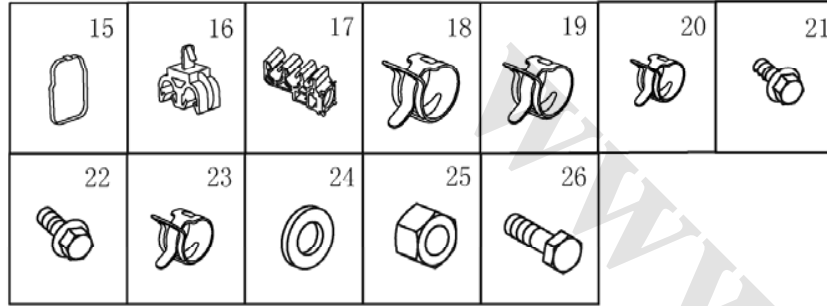
4. CANISTER(1.8L)



NO.	PART NO.	DES	QTY	REMARK
25	Q40106	HEXAGON FLANGE NUT	1	
26	Q32006	HEXAGON FLANGE NUT	1	
27	Q673B11	STEEL STRIP HOOP	1	
28	JQ923F08132	3-WAY CLIP	1	

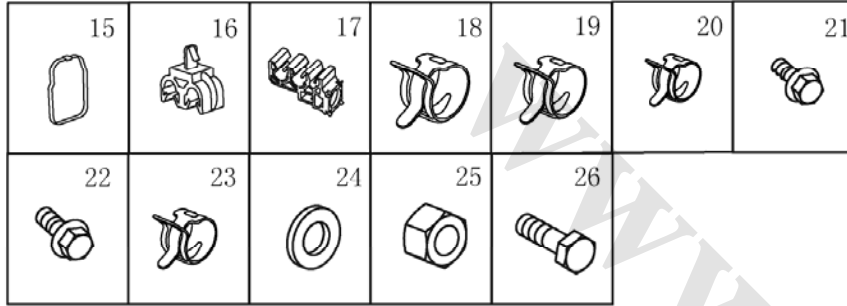


4. CANISTER(1.5L DVVT)

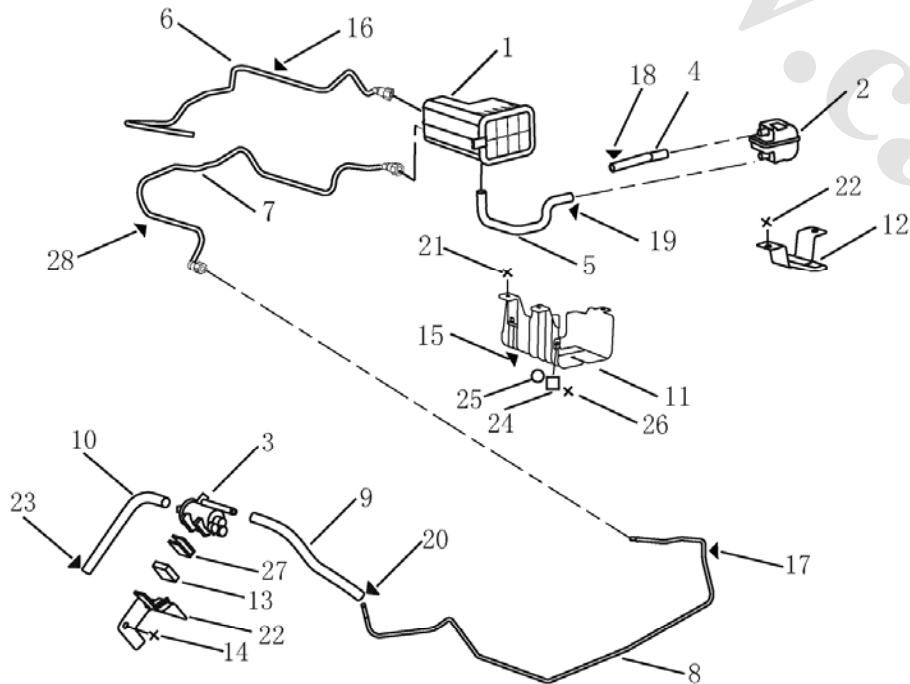


NO.	PART NO.	DES	QTY	REMARK
1	1064001124	CANISTER	1	
2	1066001029	CANISTER VENT FILTER	1	
3	1086000789	CANISTER CONTROL VALVE	1	
4	1066001005	VENTILATION HOSE,FUEL FILLING	1	
5	1066001031	VENTILATION HOSE,CANISTER	1	
6	1064001126	EVAP HOSE I	1	
7	1064001127	EVAP HOSE III	1	
8	1064001125	EVAP PIPE	1	
9	1066001006	CANISTER DISCHARGE HOSE	1	E IV
9	1066001587	CANISTER DISCHARGE HOSE	1	E V
10	1016502417	CANISTER SUCTION HOSE	1	
11	1066001033	SHIELD	1	
12	1066001004	BRACKET,CANISTER VENT FILTER	1	
13	1016001890	CONNECTING PLATE	1	
14	1016001889	CUSHION BLOCK	1	
15	JQ936D400	STRIP	1	
16	1064001177	2-WAY CLIP	1	
17	1064001119	3-WAY CLIP	1	
18	Q673B19	HOOP	2	
19	Q623B18	HOOP	2	
20	Q673B11	HOOP	3	
21	Q1400620	HEXAGON HEAD BOLT & PLAIN WASHER ASSY.	3	
22	JQ1490620	HEXAGON HEAD BOLT & PLAIN WASHER ASSY.	2	
23	1013600141	HOOP	1	
24	Q40106	PLAIN WASHER	1	

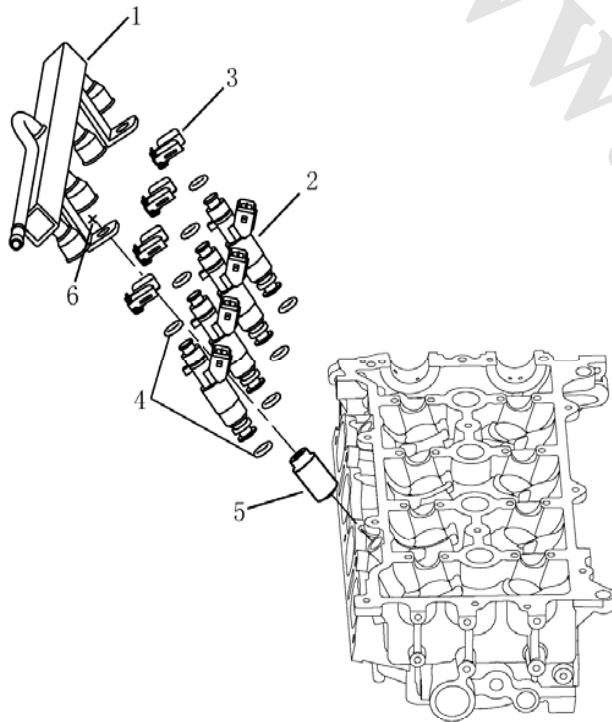
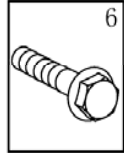
4. CANISTER(1.5L DVVT)



NO.	PART NO.	DES	QTY	REMARK
25	Q32006	HEXAGON FLANGE NUT	1	
26	Q150B0620	HEXAGON HEAD BOLT	1	
27	Q673B11	HOOP	1	
28	JQ923F08132	3-WAY CLIP	1	



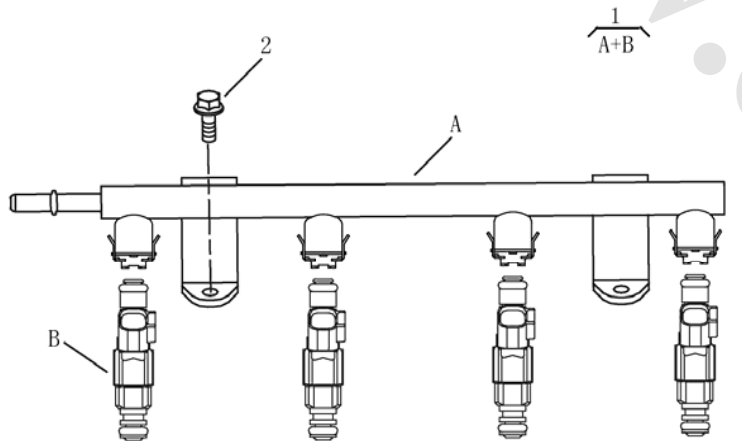
5. FUEL INJECTOR(1.8L)



NO.	PART NO.	DES	QTY	REMARK
1	1016052387	FUEL RAIL(UAES)	1	MT
1	1016050253	FUEL RAIL(DELPHI)	1	CVT
2	1136000196	INJECTOR	4	
3		INJECTOR CLIP	4	
4		SEAL	4	
5	1136000128	FUEL RAIL SPACER	2	
6		HEXAGON FLANGE BOLT	2	

5. FUEL INJECTOR(1.5L DVVT)

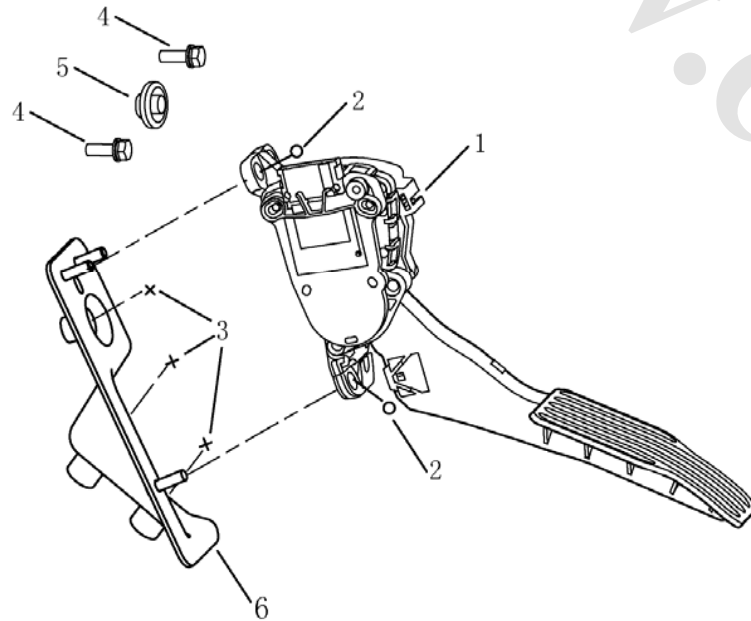
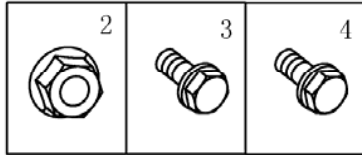
NO.	PART NO.	DES	QTY	REMARK
1	1016051788	FUEL INJECTOR & RAIL ASSY.	1	
2	JQ1840616	HEXAGON FLANGE BOLT	2	



6.MACHINE ACCELERATOR PEDAL

	NO.	PART NO.	DES	QTY	REMARK
	1	1064001187	ACCELERATOR PEDAL & BRACKET ASSY.	1	
	2	1064001173	ACCELERATOR CABLE ASSY.	1	
	3	1064001576	ACCELERATOR CABLE BRACKET	1	
	4		ACCELERATOR CABLE BRACKET	1	
	5	Q1460630	HEXAGON BOLT,SPRING WASHER & PLAIN WASHER	4	
	6	Q1400620	HEXAGON HEAD BOLT & PLAIN WASHER	1	

6.ELECTRON ACCELERATOR PEDAL



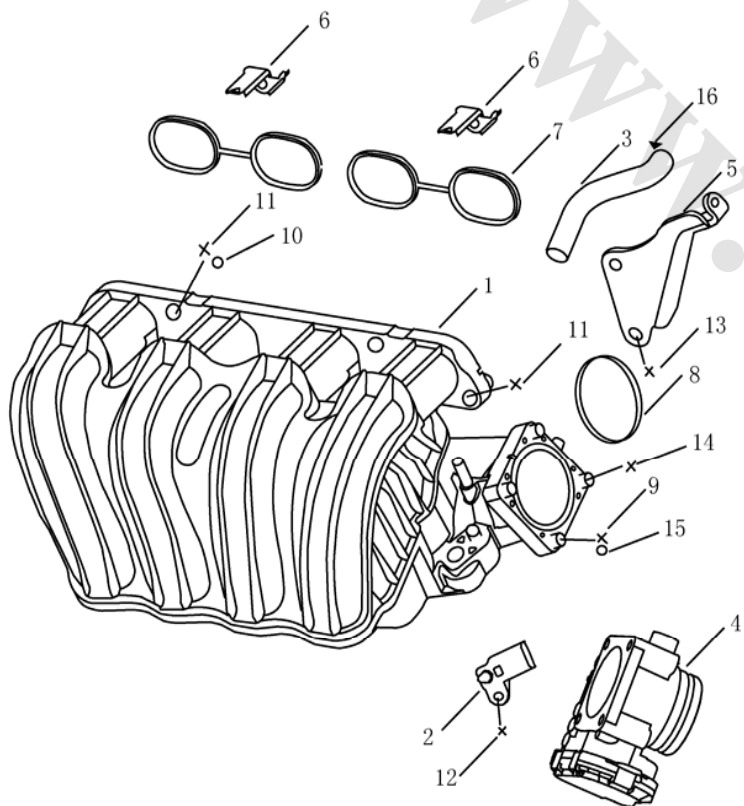
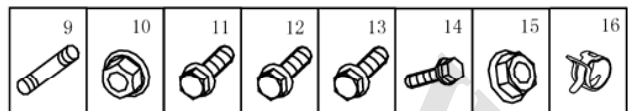
NO.	PART NO.	DES	QTY	REMARK
1	1014017514	ELECTRIC ACCELERATOR PEDAL	1	
2	Q32006	HEXAGON FLANGE NUT	3	
3	Q1460630	HEXAGON HEAD BOLT & PLAIN WASHER ASSY.	3	
4	Q1400620	HEXAGON HEAD BOLT & PLAIN WASHER ASSY.	2	
5	1068000028	PLUG $\Phi 18$	1	
6	1064001188	BRACKET,ELECTRIC ACCELERATOR PEDAL	1	

7. INTAKE MANIFOLD(1.8L)

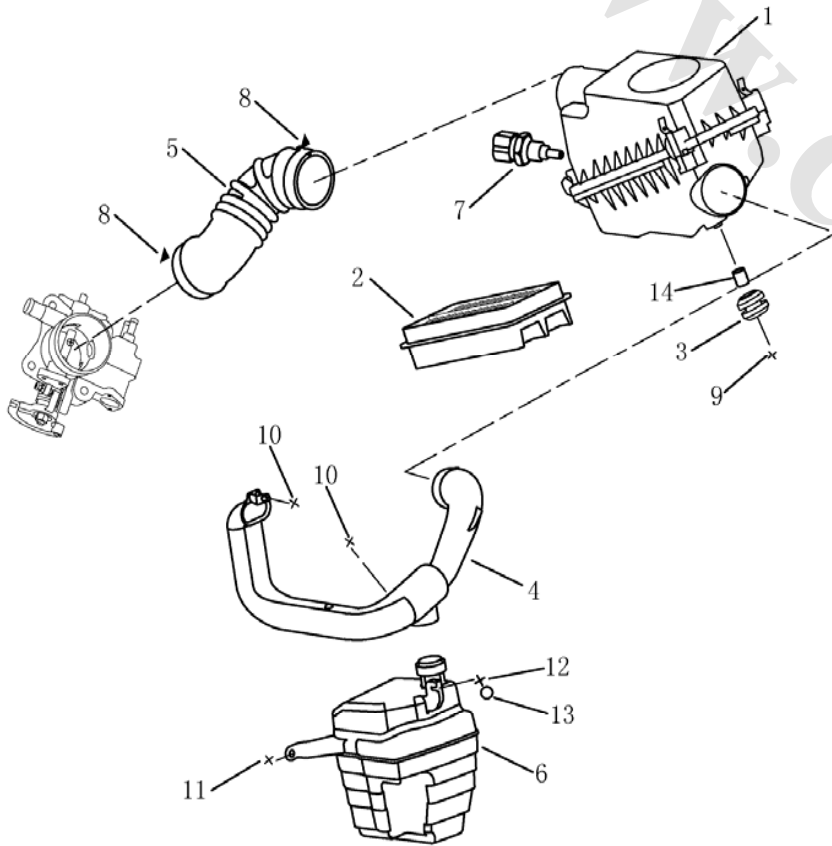
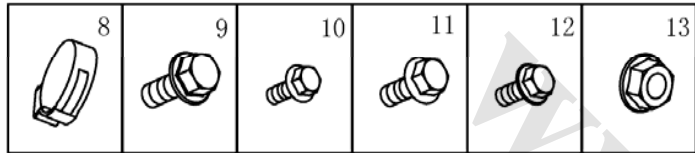
	NO.	PART NO.	DES	QTY	REMARK
	1	1136000106	INTAKE MANIFOLD	1	MT
	1	1016050252	INTAKE MANIFOLD	1	CVT
	2	1136000221	THROTTLE	1	MT
	2	1016050250	THROTTLE	1	CVT
	3	1136000168	APS	1	MT
	3	1016050260	APS	1	CVT
	4	1086000735	TPS	1	
	5	1136000170	STEP MOTOR	1	
	6		CUSHION BLOCK	1	
	7	1136000214	INTAKE MANIFOLD GASKET	1	
	8	1136000219	THROTTLE GASKET	1	
	9	1136000107	REINFORCEMENT	1	
	10		HEXAGON HEAD BOLT & PLAIN WASHER	2	
	11		HEXAGON HEAD BOLT & PLAIN WASHER	4	
	12	1136000104	THROTTLE SUPPORT	1	
	13	1136000109	APS BRACKET	1	
	14		HEXAGON HEAD BOLT & PLAIN WASHER	3	
	15	1136000105	VACUUM PRESSURE HOSE	1	
	16	Q673B115	HOOP	1	
	17	Q673B10	HOOP	1	
	18		FLANGE NUT	4	
19		THREADED STUD	2		
20		HEXAGON HEAD BOLT & PLAIN WASHER	1		
21	JQ1400616	HEXAGON HEAD BOLT & PLAIN WASHER	1		

7. INTAKE MANIFOLD(1.5L DVVT)

NO.	PART NO.	DES	QTY	REMARK
1	1016050780	INTAKE MANIFOLD	1	
2	1016050260	INTAKE TEMPERATURE SENSOR	1	
3	1016050730	VACUUM BOOSTER HOSE	1	
4	1016050250	ELECTRON THROTTLE	1	
5	1016050811	BRACKET,INTAKE MANIFOLD	1	
6	1136000182	WIRE CLIP	2	
7	1016050718	GASKET,INTAKE MANIFOLD	2	
8	1016050725	GASKET,THROTTLE	1	
9	JQ1200641	THREADED STUD	2	
10	JQ32008	HEXAGON FLANGE NUT	2	
11	JQ1840830	HEXAGON HEAD BOLT & PLAIN WASHER ASSY.	3	
12	JQ1840616Kb	HEXAGON FLANGE BOLT	1	
13	JQ1400820	HEXAGON HEAD BOLT & PLAIN WASHER ASSY.	2	
14	JQ1840625	HEXAGON FLANGE BOLT	2	
15	Q32006	HEXAGON FLANGE NUT	2	
16	Q673B16	HOOP	2	

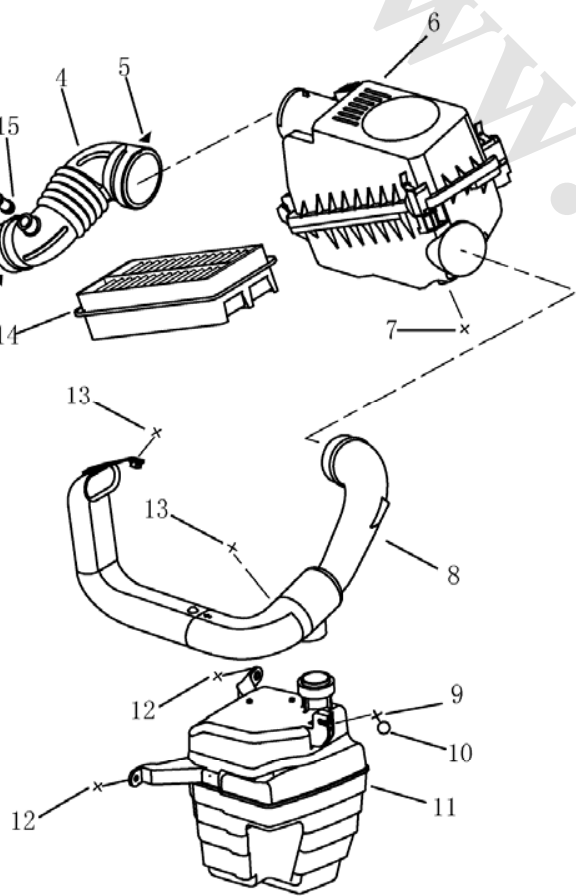
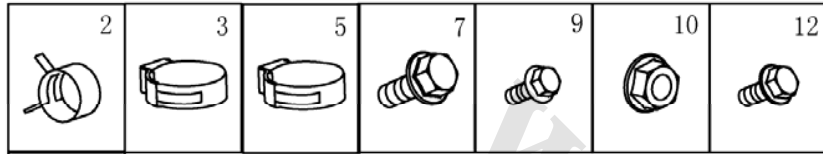


8. AIR CLEANER(1.8L)



NO.	PART NO.	DES	QTY	REMARK
1	1066001483	AIR CLEANER ASSY.	1	
2	1064000180	AIR CLEANER ELEMENT	1	
3		RUBBER CUSHION	3	
4	1064001084	INTAKE PIPE ASSY.	1	
5	1064000034	ENGINE INTAKE HOSE	1	MT
5	1066001100	ENGINE INTAKE HOSE	1	CVT
6	1066001028	AIR CLEANER RESONANCE CASING ASSY.	1	
7	Q67683	"B" TYPE HOOP	2	
8	JQ140Db0630	STEEL STRIP HOOP	3	
9		HEXAGON HEAD BOLT & PLAIN WASHER ASSY.	2	
11	Q1400616	HEXAGON HEAD BOLT & PLAIN WASHER ASSY.	1	
12	Q32006	HEXAGON FLANGE NUT	1	
13		BOLT BUSH	3	

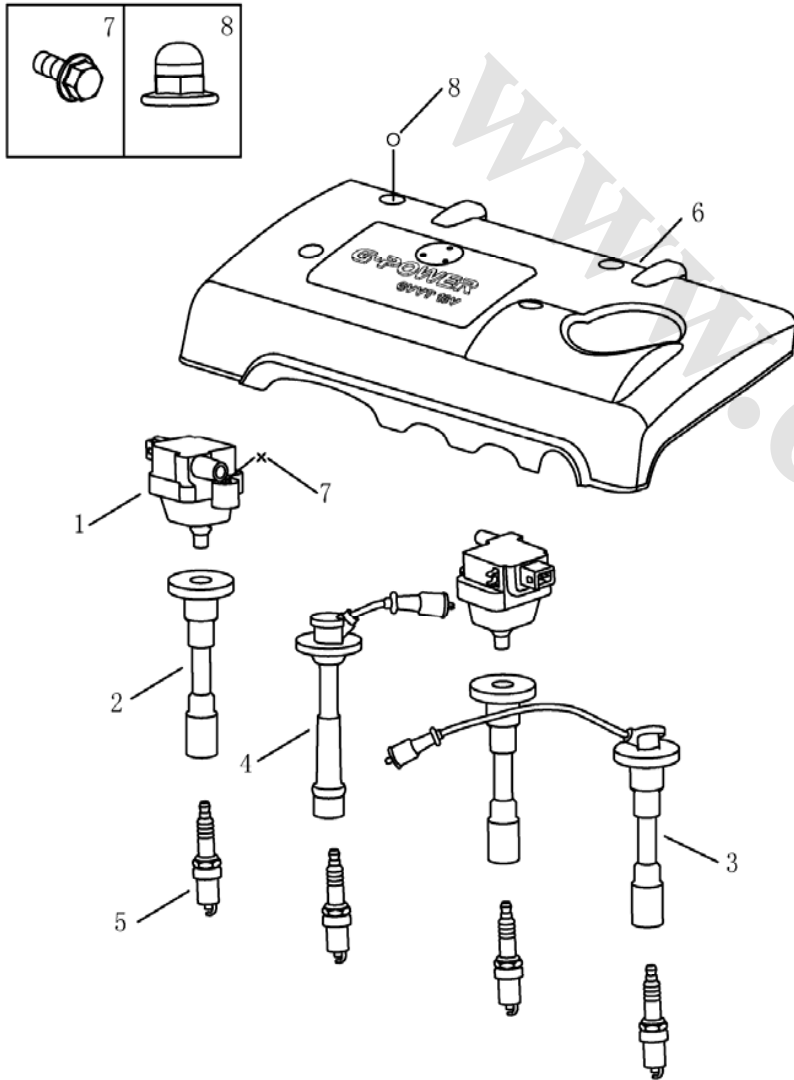
8. AIR CLEANER(1.5L DVVT)



NO.	PART NO.	DES	QTY	REMARK
1	1136000125	PCV HOSE	1	
2	Q673B18	HOOP	1	
3	JQ67570	HOOP	1	
4	1066001104	INTAKE HOSE,ENGINE	1	
5	Q67683	HOOP	1	
6	1066001483	AIR CLEANER ASSY.	1	
7	JQ140DB0630	HEXAGON HEAD BOLT & PLAIN WASHER ASSY.	3	
8	1064001084	INTAKE PIPE,AIR CLEANER	1	
9	Q1400616	HEXAGON HEAD BOLT & PLAIN WASHER ASSY.	1	
10	Q32006	HEXAGON FLANGE NUT	1	
11	1066001028	RESONANCE ROOM ASSY.	1	
12	JQ140DB0620	HEXAGON HEAD BOLT & PLAIN WASHER ASSY.	2	
13		HEXAGON HEAD BOLT & PLAIN WASHER ASSY.	2	
14	1064000180	AIR CLEANER ELEMENT	1	
15	1016003741	HOST JOINT	1	

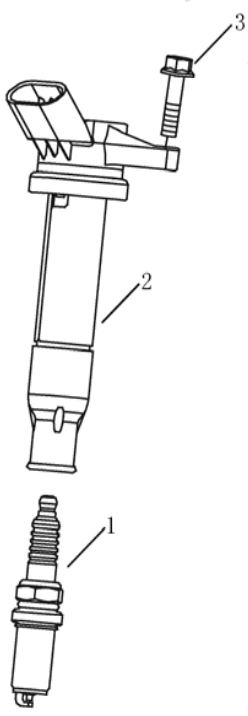
9.IGNITION COIL(1.8L)

NO.	PART NO.	DES	QTY	REMARK
1	1136000175	IGNITION COIL	2	
2	1136000176	IGNITION CABLE I	2	
3	1136000177	IGNITION CABLE II	1	
4	1136000178	IGNITION CABLE III	1	
5	1136000179	SPARK PLUG	4	
6	1136000005-02	ENGINE PLASTIC SHIELD	1	
7		HEXAGON FLANGE BOLT	2	
8	1136000003	NUT	4	

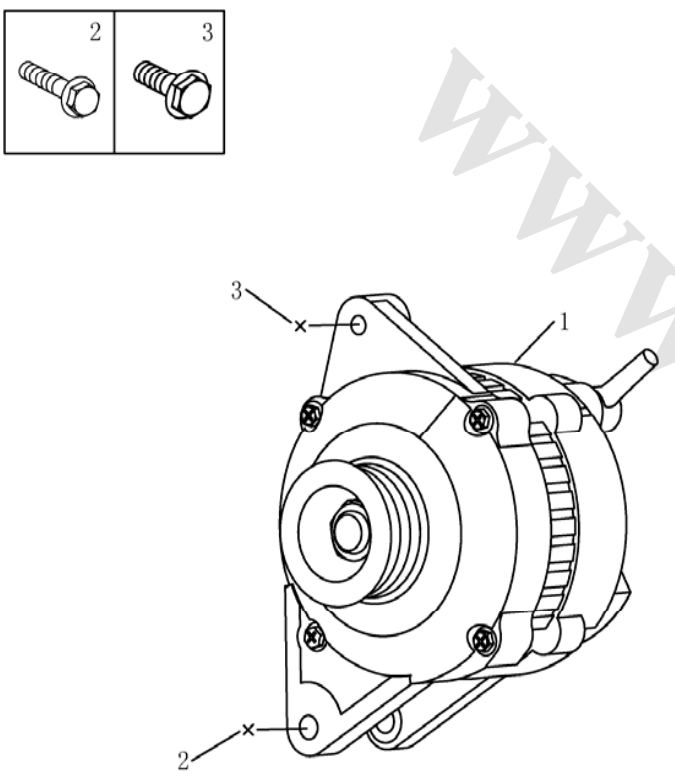


9.IGNITION COIL(1.5L DVVT)

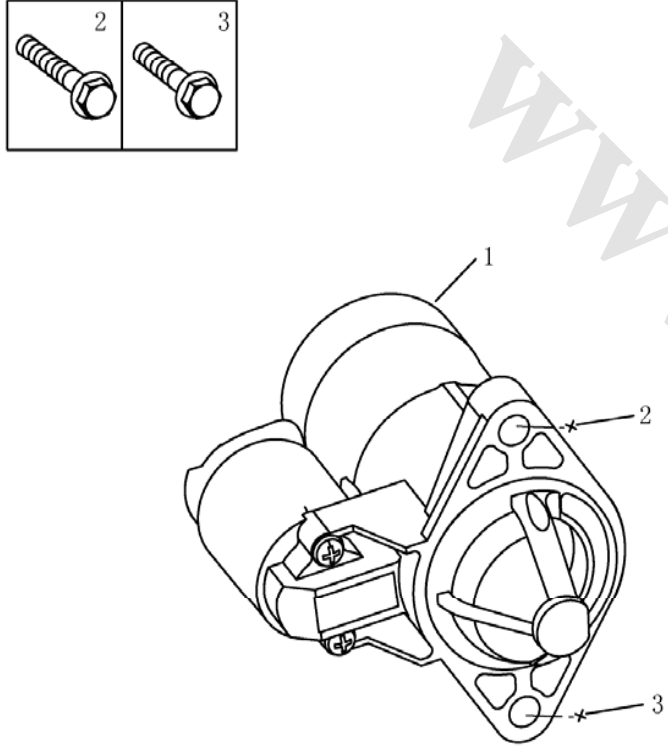
NO.	PART NO.	DES	QTY	REMARK
1	1016050983	SPARK PLUG	4	
2	1016050839	IGNITION COIL	4	
3	JQ1840625Kb	HEXAGON FLANGE BOLT	4	



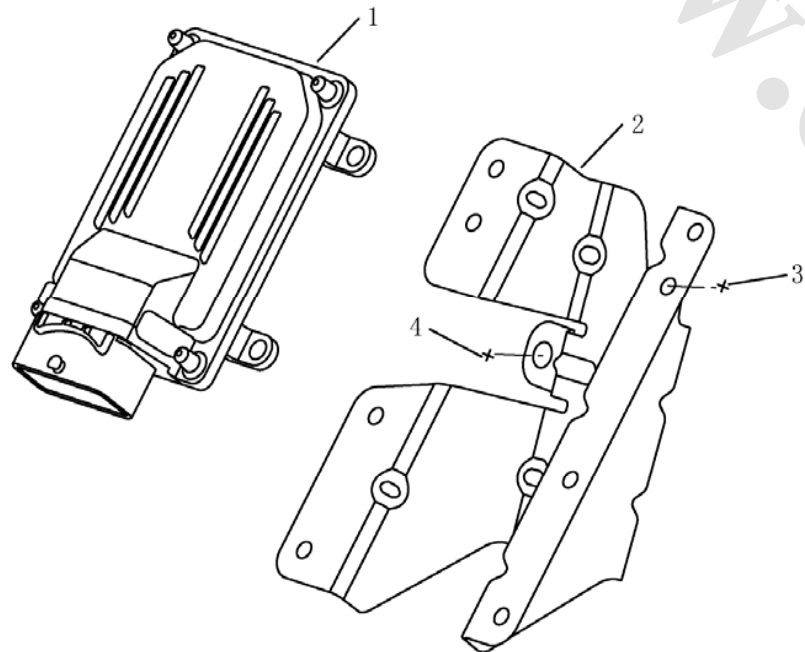
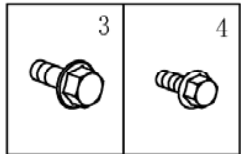
10. ALTERNATOR

	NO.	PART NO.	DES	QTY	REMARK
	1	1016050836	ALTERNATOR	1	
	2		HEXAGON FLANGE BOLT M10×1.25×72	1	
	3		HEXAGON FLANGE BOLT	1	

11. STARTER

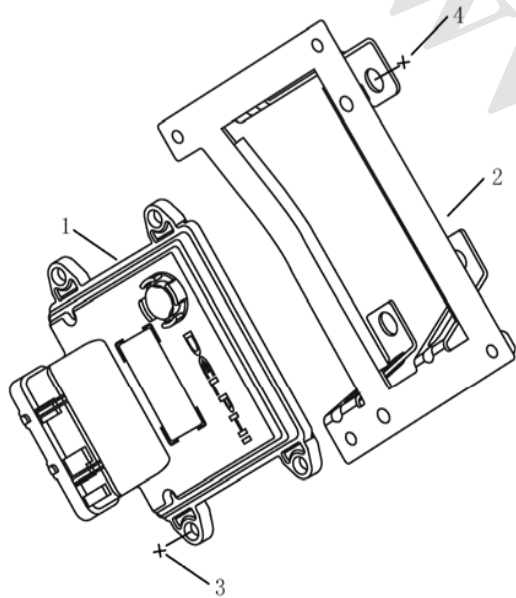
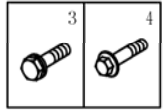
	NO.	PART NO.	DES	QTY	REMARK
	1	1136000180	STARTER	1	
	2	Q146C1080	HEXAGON HEAD BOLT & PLAIN WASHER ASSY.	1	M10×80
	3	Q146C1060	HEXAGON HEAD BOLT & PLAIN WASHER ASSY.	1	M10×60

12. ECU(UAES)



NO.	PART NO.	DES	QTY	REMARK
1	1067001244	ECU	1	
2	1066001075	ECU BRACKET	1	
3	Q1400618	HEXAGON HEAD BOLT & PLAIN WASHER ASSY.	4	
4	Q1840616	HEXAGON HEAD BOLT & PLAIN WASHER ASSY.	3	

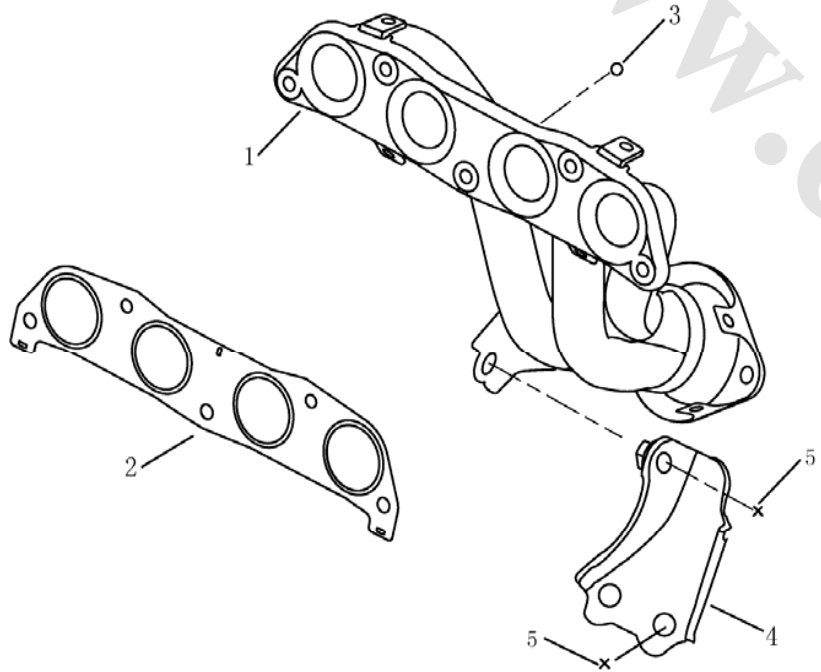
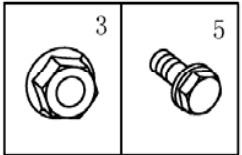
12. ECU(DELPHI)



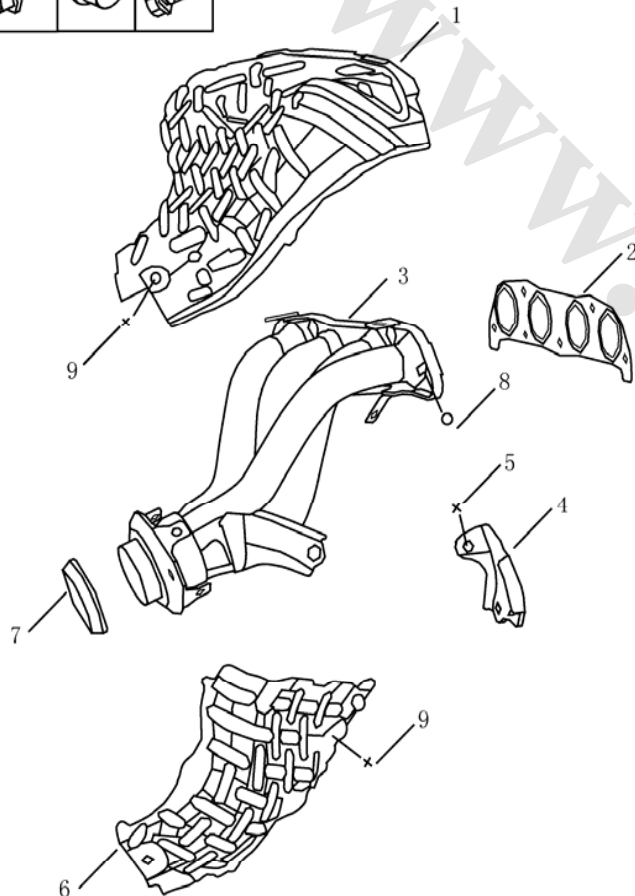
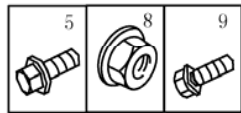
NO.	PART NO.	DES	QTY	REMARK
1	1066001514	ECU	1	MT
1	1066001255	ECU	1	CVT
2	1066001506	ECU BRACKET	1	
3	Q1400625	HEXAGON HEAD BOLT & PLAIN WASHER ASSY.	4	
4	Q1840816	HEXAGON FLANGE BOLT	3	

13. EXHAUST MANIFLOD(1.8L)

NO.	PART NO.	DES	QTY	REMARK
1	1136000099	EXHAUST MANIFLOD	1	
2	1136000102	EXHAUST MANIFLOD GASKET	1	
3		FLANGE NUT	5	
4	1136000103	EXHAUST MANIFLOD BRACKET	1	
5		HEXAGON BOLT & PLAIN WASHER ASSY.	2	

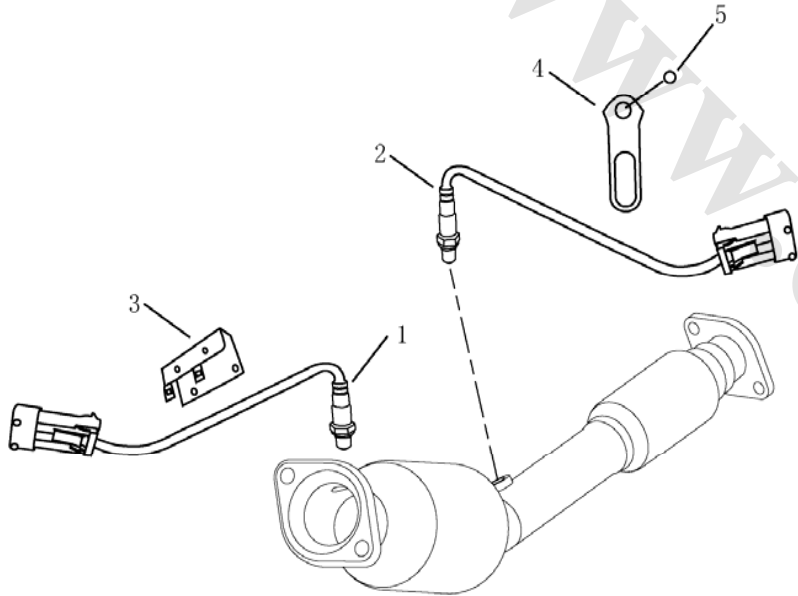
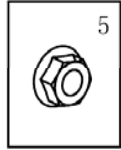


13. EXHAUST MANIFLOD(1.5L DVVT)



NO.	PART NO.	DES	QTY	REMARK
1	1136000100	UPPER HEAT INSULATOR	1	E IV
1	1016050714	UPPER HEAT INSULATOR	1	E V
2	1136000102	EXHAUST MANIFOLD GASKET	1	
3	1136000099	EXHAUST MANIFOLD	1	E IV
3	1016050713	EXHAUST MANIFOLD	1	E V
4	1136000103	EXHAUST MANIFOLD BRACKET	1	
5	JQ141C1028	HEXAGON HEAD BOLT & PLAIN WASHER ASSY.	3	
6	1136000101	LOWER HEAT INSULATOR	1	E IV
6	1016050715	LOWER HEAT INSULATOR	1	E V
7	1136000098	EXHAUST MANIFOLD SEAL	1	
8	1136000055	HEXAGON FLANGE NUT	5	
9	JQ1400825K1	HEXAGON HEAD BOLT & PLAIN WASHER ASSY.	8	

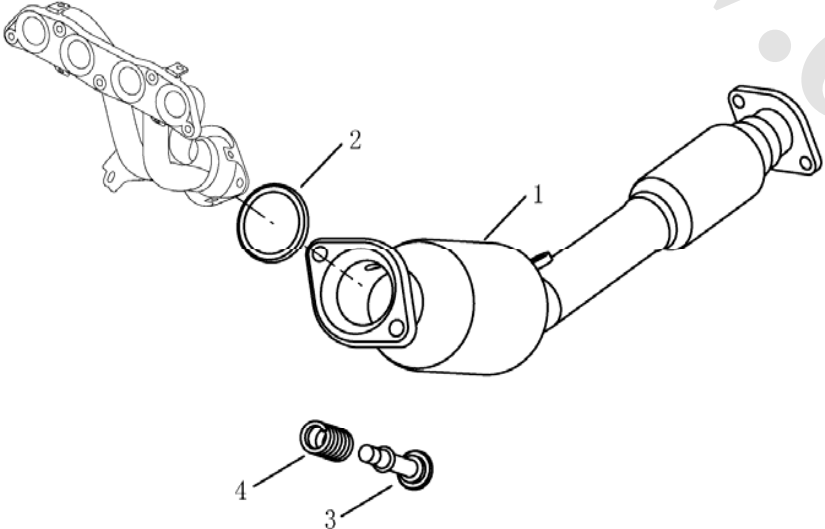
14.OXYGEN SENSOR



NO.	PART NO.	DES	QTY	REMARK
1	1086001114	FRONT OXYGEN SENSOR	1	1.8L
1	1086000727	FRONT OXYGEN SENSOR	1	1.5L
2	1136000204	REAR OXYGEN SENSOR	1	1.8L
2	1066001623	REAR OXYGEN SENSOR	1	1.5L
3	1066001211	FRONT OXYGEN SENSOR WIRE BRACKET	1	
4	1017007979	REAR OXYGEN SENSOR WIRE BRACKET	1	
5	JQ32406	HEXAGON NUT & WASHER ASSY.	2	

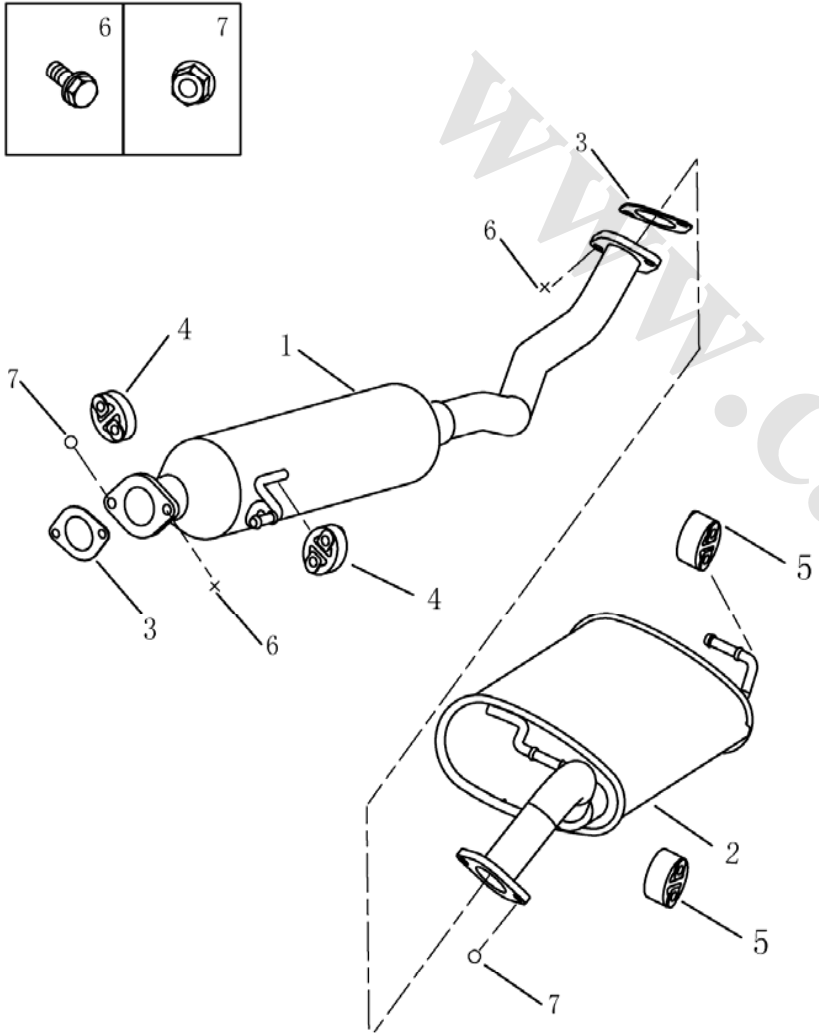
15. TWC

NO.	PART NO.	DES	QTY	REMARK
1	1066002032	TWC(UAES)(MT)	1	E IV
1	1066001446	TWC(DELPHI)(CVT)	1	E IV
1	1066001247	TWC(DELPHI)(MT)	1	E V
1	1066001869	TWC(DELPHI)(MT)	1	E IV
2	1136000098	EXHAUST PIPE GASKET	1	
3	1064000045	HEXAGON FLANGE BOLT	2	
4	1064000046	SPRING	2	



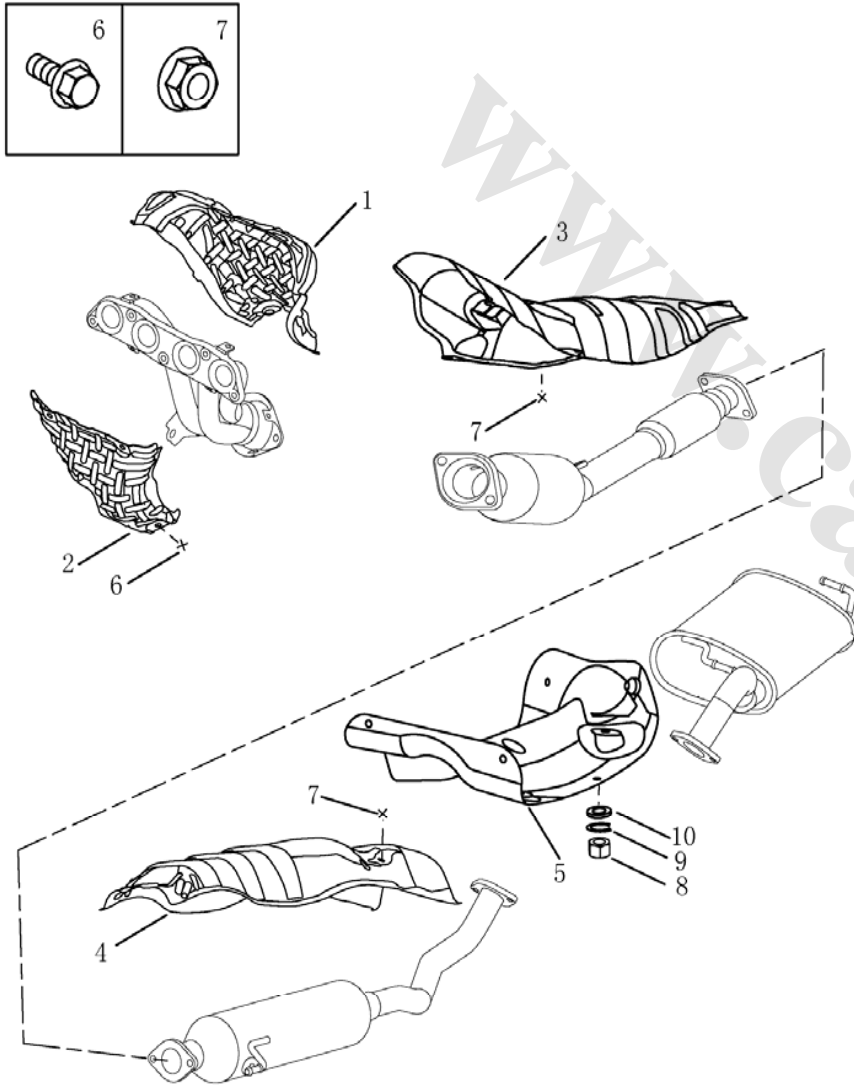
16. MUFFLE

NO.	PART NO.	DES	QTY	REMARK
1	1064001080	FRONT MUFFLE ASSY.	1	
2	1064001081	REAR MUFFLE ASSY.	1	
3	1064000052	EXHAUST PIPE GASKET	2	
4	1064001332	FRONT RUBBER SEAT	2	
5	1064001333	REAR RUBBER SEAT	2	
6	JQ146B1245TF2	HEXAGON HEAD BOLT & PLAIN WASHER ASSY.	4	
7	JQ320B12T13	HEXAGON FLANGE NUT	4	

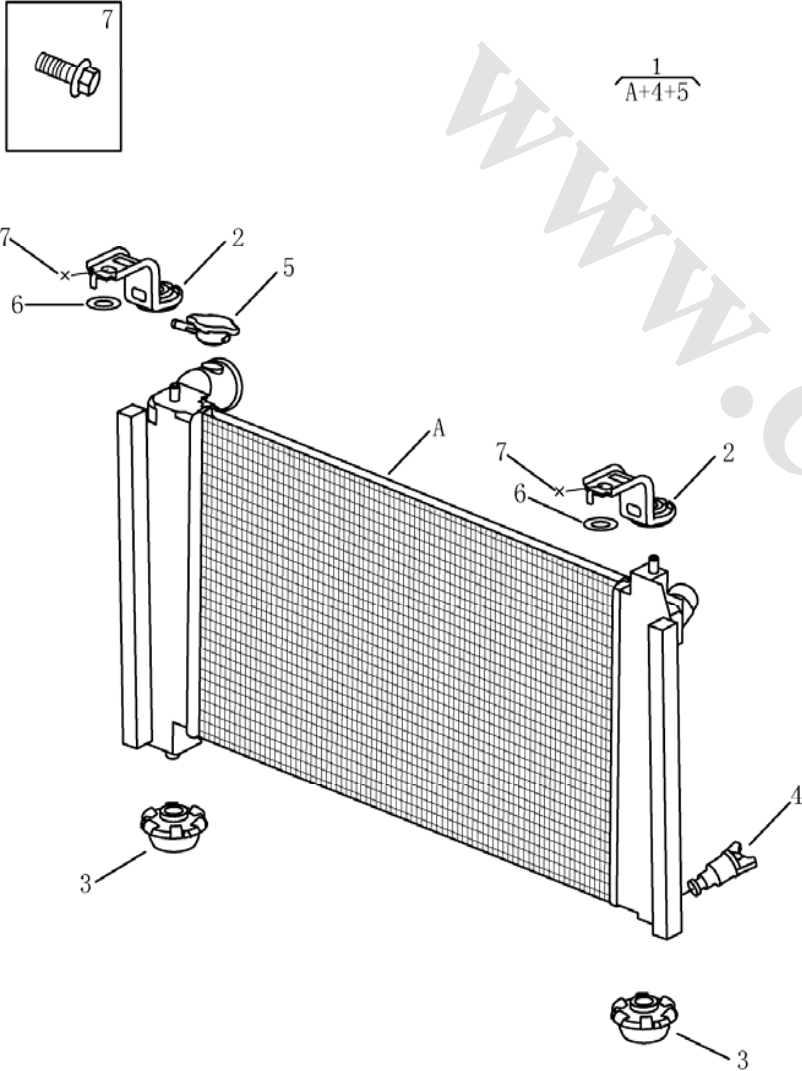


17. HEAT INSULATOR

NO.	PART NO.	DES	QTY	REMARK
1	1136000100	UPPER HEAT INSULATOR	1	
2	1136000101	LOWER HEAT INSULATOR	1	
3	1064000054	FRONT EXHAUST PIPE HEAT INSULATOR	1	
4	1064001082	FRONT MUFFLE HEAT INSULATOR	1	
5	1066001354	FUEL TANK HEAT INSULATOR	1	
6		HEXAGON BOLT & PLAIN WASHER ASSY.	8	
7	JQ32406	HEXAGON NUT & WASHER ASSY.	5	
8		NUT	4	
9	Q40308	SPRING WASHER	4	
10	Q40108	PLAIN WASHER	4	



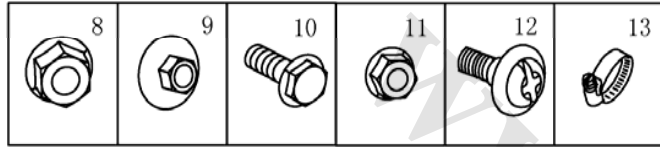
18. RADIATOR

	NO.	PART NO.	DES	QTY	REMARK
	1	1066001218	RADIATOR ASSY.	1	
	2	1064000058	RADIATOR UPPER BRACKET ASSY.	2	
	3	1064000061	RADIATOR LOWER RUBBER CUSHION	2	
	4		DRAIN VALVE	1	
	5	1066001363	RADIATOR CAP	1	
	6	1066001390	RUBBER WASHER	2	
	7	Q1840820	HEXAGON FLANGE BOLT	2	

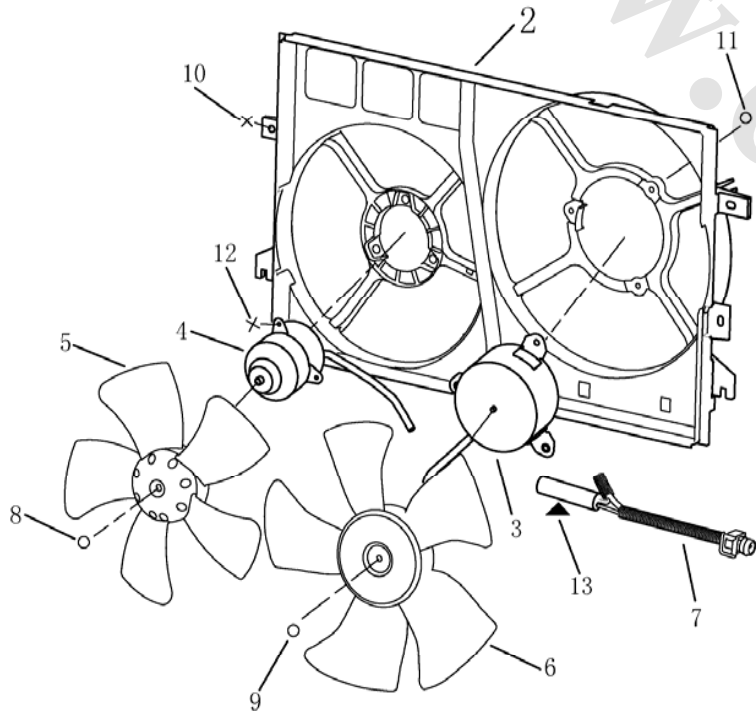
19. COOLANT PIPE

	NO.	PART NO.	DES	QTY	REMARK
	1	1064001090	RADIATOR INLET PIPE	1	
	2	1064001091	RADIATOR OUTLET PIPE	1	
	3	1064001190	OVERFLOWER HOSE	1	
	4	1136000136	HEATER OUTLET PIPE	1	MT
	4	1016050921	HEATER OUTLET PIPE	1	CVT
	5	1016050988	HEATER OUTLET PIPE	1	
	6	1066001227	HEATER INLET PIPE	1	
	7	1136000147	HOSE II	1	
	8	2130010381	HOSE I	1	
	9	1136000137	HEATER OUTLET PIPE GASKET	1	
	10	Q67645	HOOP	4	
	11	Q673B11	HOOP	2	
	12		HOOP	2	
	13	1136000140	HOOP	4	
	14		HEXAGON FLANGE BOLT	2	
15	Q32006	HEXAGON FLANGE BOLT	2		

20. DUAL COOLANT FAN

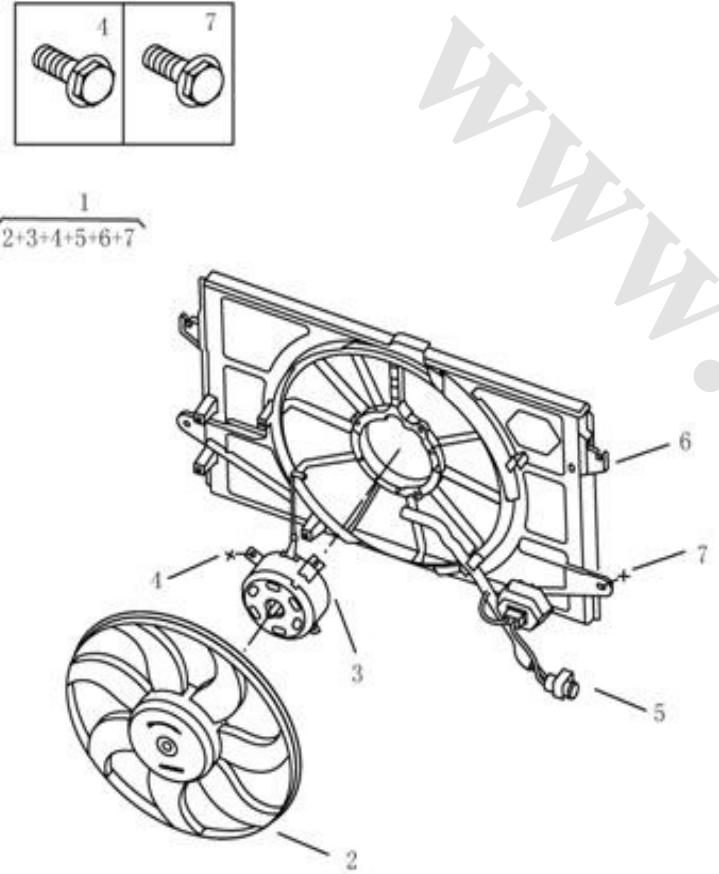


1
2+3+4+5+6+7+8+9+11+12



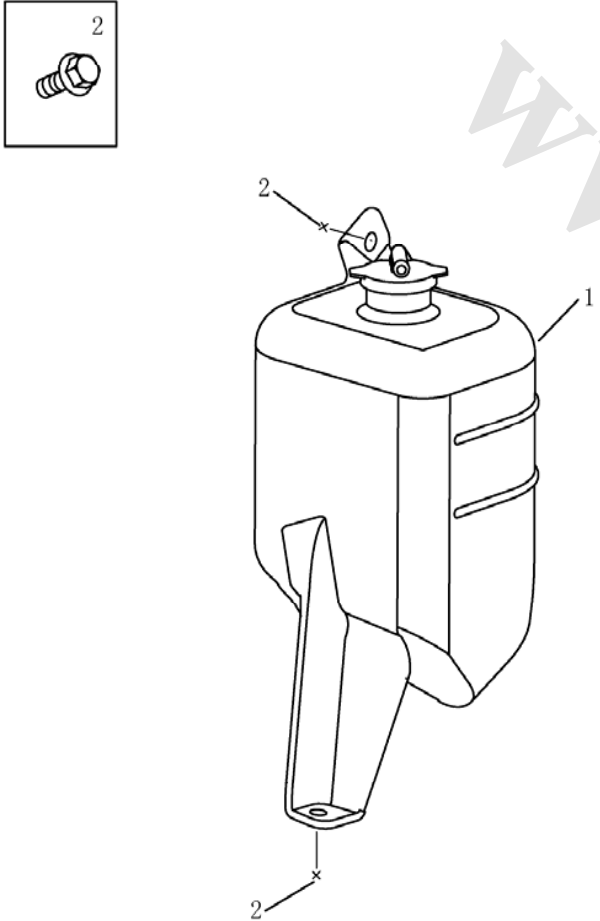
NO.	PART NO.	DES	QTY	REMARK
1	1064001191	RADIATOR FANS ASSY.	1	
2		FANS SHIELD	1	
3		FAN MOTOR 1#	1	
4		FAN MOTOR 2#	1	
5		FAN BLADE 1#	1	
6		FAN BLADE 2#	1	
7		FAN RESISTOR	1	
8		HEXAGON FLANGE NUT	1	
9		HEXAGON FLANGE NUT	1	
10	JQ146D0620F	HEXAGON HEAD BOLT & PLAIN WASHER ASSY.	2	
11		FLANGE NUT	3	
12		CROSS SLOTTED SLEF-TAPPING SCREW	3	
13	Q67516	HOOP	1	

21. SINGLE COOLANT FAN

	NO.	PART NO.	DES	QTY	REMARK
 <p>1 2+3+4+5+6+7</p>	1	1066001531	COOLING FAN ASSY.	1	
	2		COOLING FAN BLADE	1	
	3		COOLING FAN MOTOR	1	
	4	JQ146D0620	HEXAGON HEAD BOLT & PLAIN WASHER ASSY.	3	
	5		COOLING FAN RESISTOR	1	
	6	1066001799	COOLING FAN SHIELD	1	
	7	Q1400825	HEXAGON HEAD BOLT & PLAIN WASHER ASSY.	2	

21. EXPANSION TANK

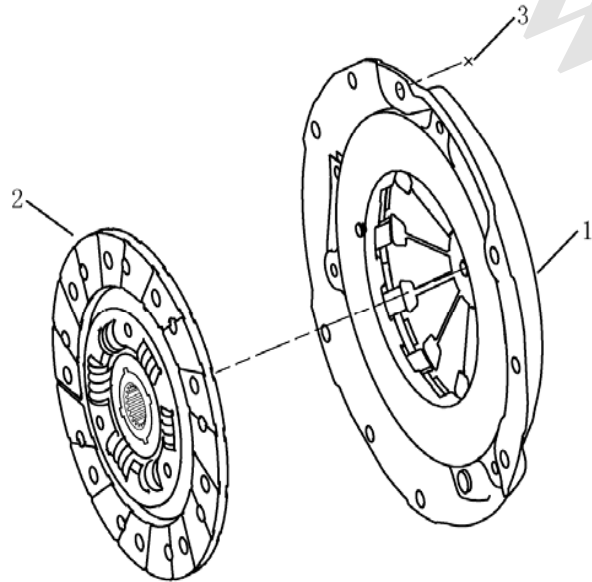
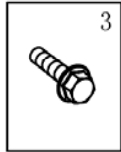
NO.	PART NO.	DES	QTY	REMARK
1	1066001155	EXPANSION TANK ASSY.	1	
2	JQ146DB0820	HEXAGON HEAD BOLT & PLAIN WASHER ASSY.	2	



Technical drawing of an expansion tank assembly. The main drawing shows a rectangular tank with a cap and a dipstick. Callout '1' points to the tank body, and callout '2' points to the cap and dipstick. An inset drawing in the top left shows a hexagonal head bolt and plain washer assembly, also labeled with '2'.

3. MANUAL TRANSMISSION

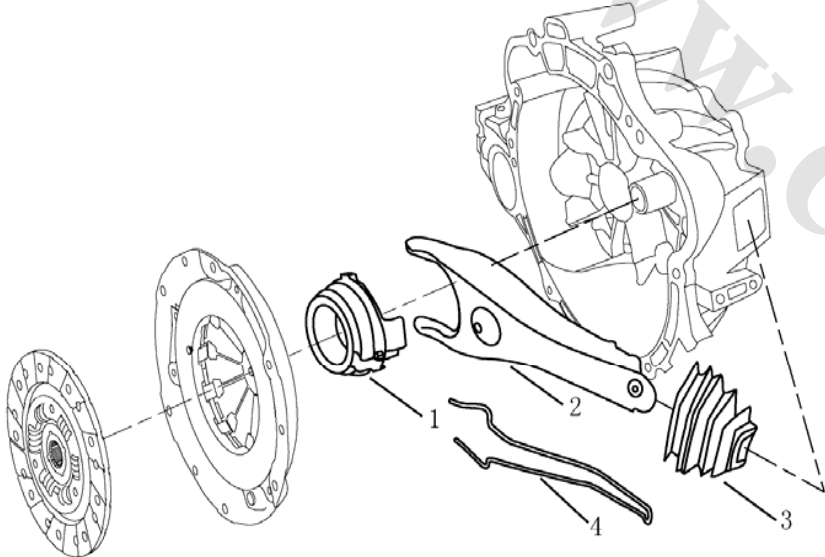
1. CLUTCH



NO.	PART NO.	DES	QTY	REMARK
1	1136000160	PRESSUREPLATE ASSY.	1	
2	1136000161	FRICITION PLATE ASSY.	1	
3	1136000159	HEXAGON HEAD BOLT & SPRING WASHER ASSY.	6	M8×16

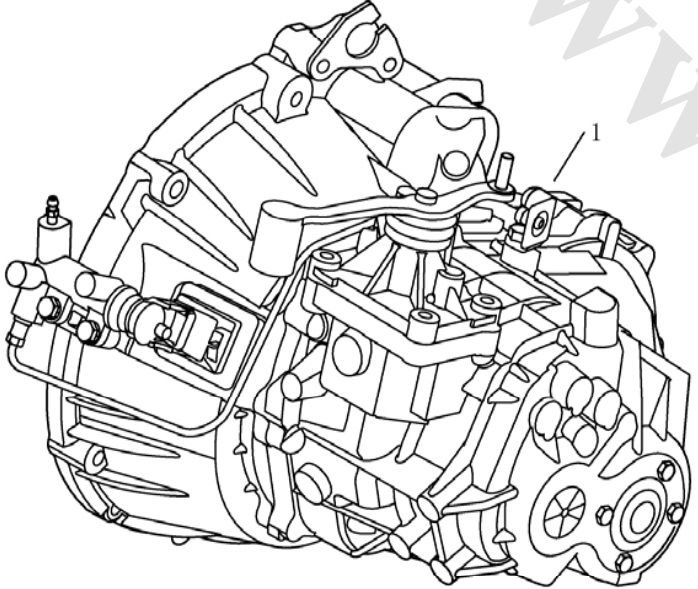
2. RELEASE FORK

NO.	PART NO.	DES	QTY	REMARK
1	3160122001	RELEASE BEARING	1	
2	3160121102-01	RELEASE FORK	1	
3	3160133005	RELEASE FORK BOOT	1	
4	3160121201	RELEASE FORK CIRCLIP	1	

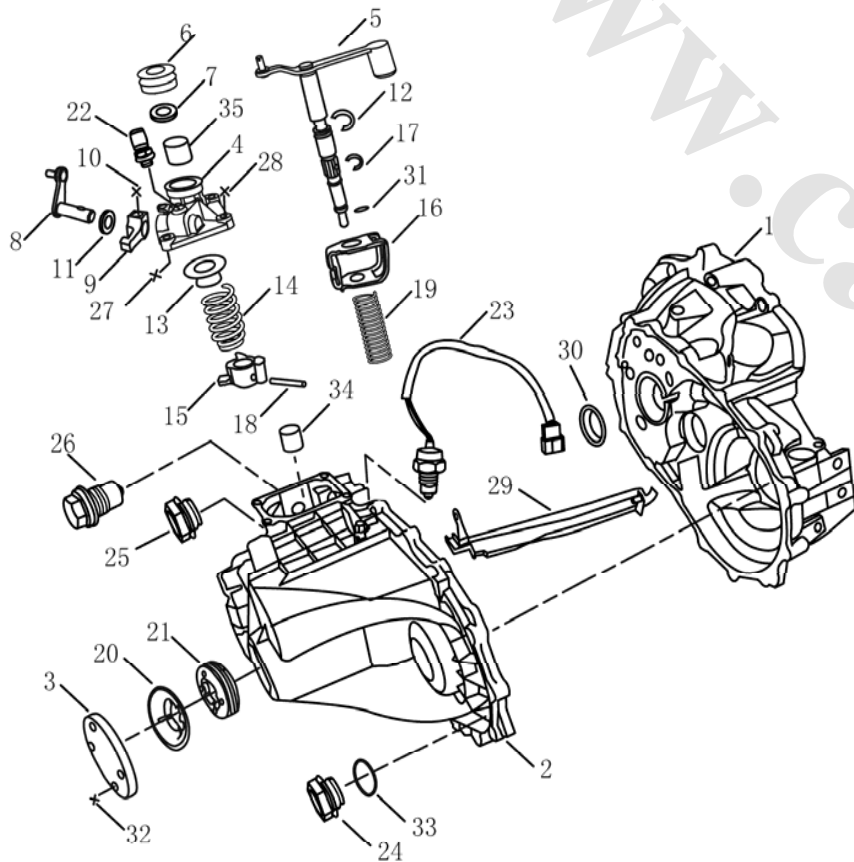
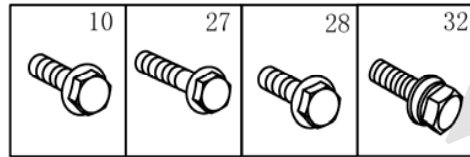


3. S170B TRANSMISSION

NO.	PART NO.	DES	QTY	REMARK
1	3000000006-01	S170B TRANSMISSION ASSY.	1	



4. TRANSMISSION CASING

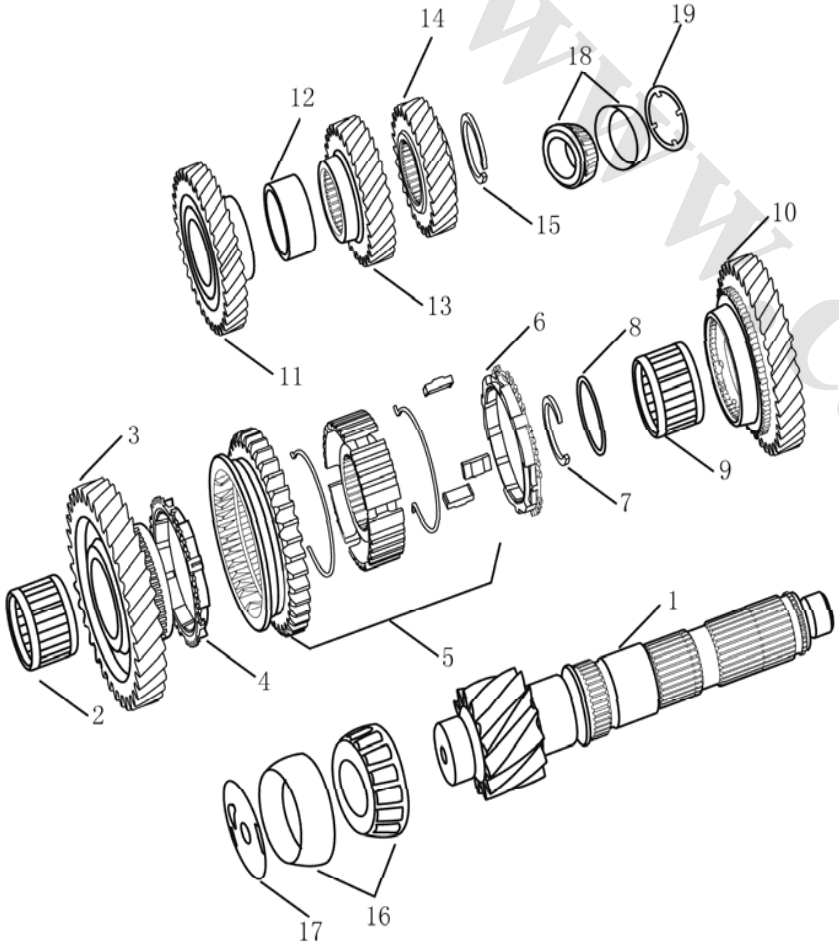


NO.	PART NO.	DES	QTY	REMARK
1	3170101511-01	CLUTCH CASING	1	
2	3170101506	TRANSMISSION CASING	1	
3	3170102101	END COVER	1	
4	3170201401	GEARSHIFT COVER	1	
5	3170210101	SHIFT SHAFT	1	
6	3170213401	SHIFT SHAFT BOOT	1	
7	3170103501	OIL SEAL	1	
8	3170211105	SHIFT SELECTOR ARM	1	
9	3170211001	SHIFT LEVER	1	
10	3170211501	SHIFT LEVER BOLT	1	
11	3170103601	OIL SEAL	1	
12	3170213801	CIRCLIP	1	
13	3170212801	RETURN SPRING SEAT	1	
14	3170212601	RETURN SPRING "A"	1	
15	3170214201	SHIFT LEVER	1	
16	3170214601	SHIFT LEVER INTERLOCK BRACKET	1	
17	3170214001	CIRCLIP	1	
18	3170203601	SHIFT LEVER COLUMN PIN	1	
19	3170213001	RETURN SPRING "B"	1	
20	3170122201	OUTPUT SHAFT REAR BEARING CIRCLIP	1	
21	3170122401	OUTPUT SHAFT REAR BEARING COVER	1	
22	3170200005	VENT PLUG	1	
23	3371910005	REVERSE LAMP SWITCH	1	
24	3170100001	OIL DRAIN PLUG	1	
25	3170100001	OIL FILLER PLUG	1	

4. TRANSMISSION CASING

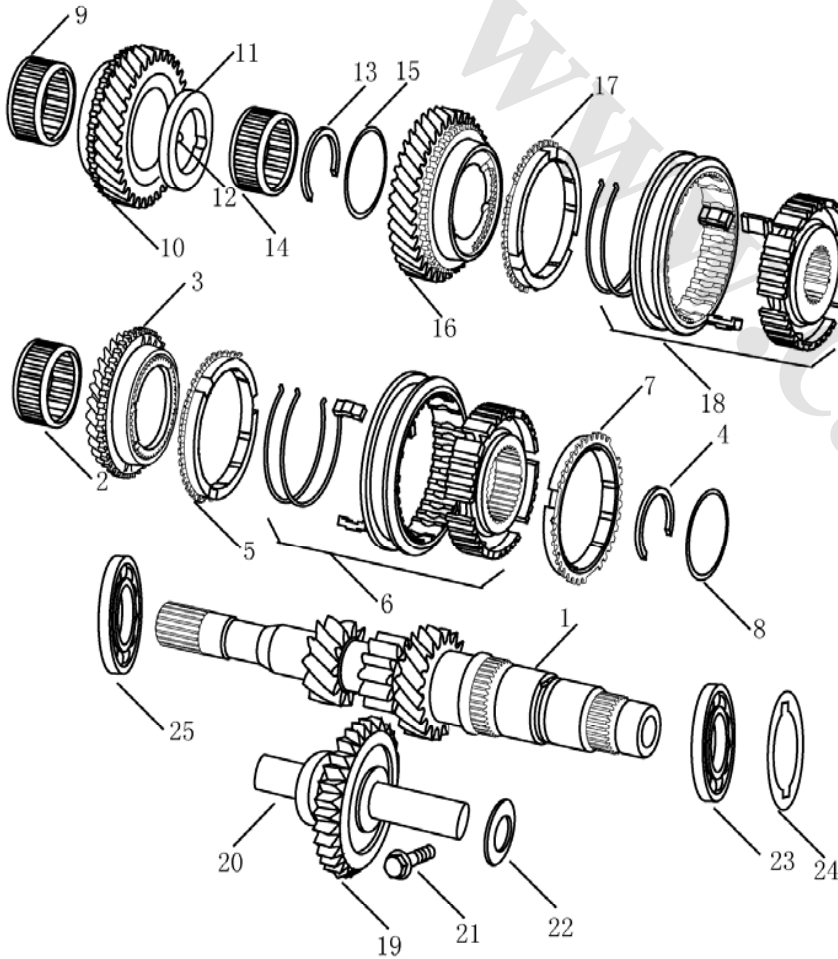
NO.	PART NO.	DES	QTY	REMARK
26	3170216001	SHIFT FIXING BOLT	1	
27	3150010001	GEARSHIFT COVER BOLT	4	

5. OUTPUT SHAFT

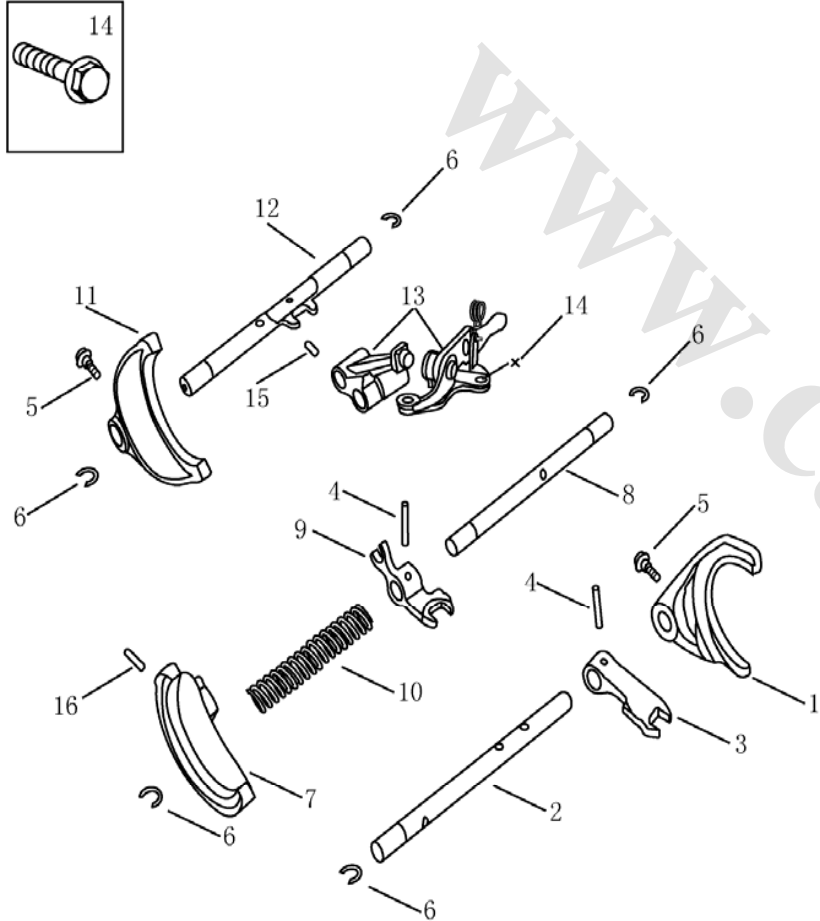
	NO.	PART NO.	DES	QTY	REMARK
	1	3170110601	OUTPUT SHAFT	1	
	2	3343928101	1ST NEEDLE BEARING	1	
	3	3170111101	1ST GEAR, OUTPUT SHAFT	1	
	4	3170112803	GEAR RING, 1ST SYNCHRONIZER	1	
	5	3170112004	1ST/2ND SYNCHRONIZER ASSY.	1	37 GEARS
	5	3170112004-01	1ST/2ND SYNCHRONIZER ASSY.	1	47 GEARS
	6	3170112903	GEAR RING, 2ND SYNCHRONIZER	1	
	7	3170104201	CIRCLIP	1	
	8	3170104301	SPACING RING	1	
	9	3343923101	2ND NEEDLE BEARING	1	
	10	3170113101	2ND GEAR, OUTPUT SHAFT	1	
	11	3170113601-01	3RD GEAR, OUTPUT SHAFT	1	
	12	3170113703	3RD LOCATION	1	
	13	3170113801-01	4TH GEAR, OUTPUT SHAFT	1	
	14	3170114001	5TH GEAR, OUTPUT SHAFT	1	
	15	3170110101	5TH CIRCLIP, OUTPUT SHAFT	1	
	16	3305517101	BEARING SEAT	1	
	17	3170114601	WASHER	1	
	18	3204715101	BEARING SEAT	1	
19	3170203001	OUTPUT SHAFT ADJUSTING SHIM	1		

6. INPUT SHAFT

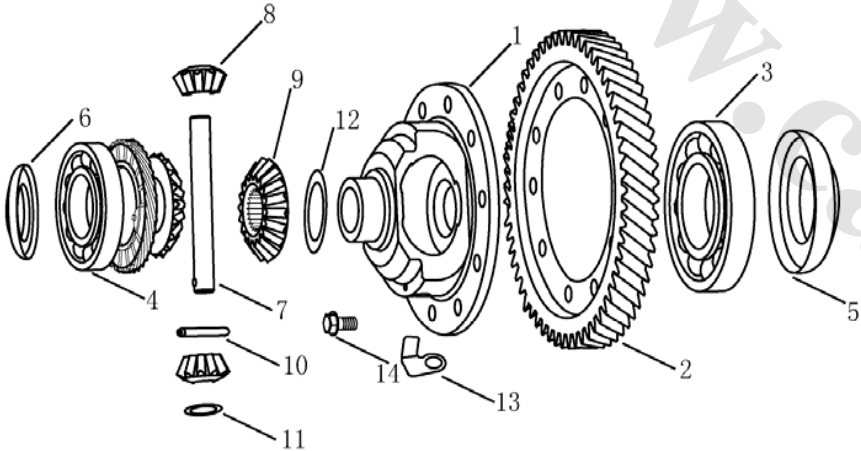
NO.	PART NO.	DES	QTY	REMARK
1	3170104101-01	INPUT SHAFT	1	
2	3343921101	3RD NEEDLE BEARING	1	
3	3170105201	3RD GEAR, INPUT SHAFT	1	
4	3170104201	3RD/4TH SYNCHRONIZER CIRCLIP	1	
5	3170106601	GEAR RING, 3RD SYNCHRONIZER	1	
6	3170106001	3RD/4TH SYNCHRONIZER ASSY.	1	
7	3170106701	GEAR RING, 4TH SYNCHRONIZER	1	
8	3170104301	4TH SPACING RING	1	
9	3343921101	4TH NEEDLE BEARING	1	
10	3170105401-01	4TH GEAR, INPUT SHAFT	1	
11	3170104401-01	4TH THRUST WASHER	1	
12	3170104501	4TH BALL, INPUT SHAFT	1	
13	3170104601	4TH THRUST WASHER CIRCLIP	1	
14	3313620101	5TH NEEDLE BEARING	1	
15	3170104701	5TH SPACING RING	1	
16	3170105803	5TH GEAR, INPUT SHAFT	1	
17	3170107601	GEAR RING, 5TH SYNCHRONIZER	1	
18	3170107005	5TH SYNCHRONIZER ASSY.	1	
19	3170108201-01	REVERSER GEAR	1	
20	3170109201	REVERSER SHAFT	1	
21	3170109401	REVERSER SHAFT BOLT	1	
22	3170108811	NYLON WASHER	1	
23	343-6316002	BEARING	1	
24	3170102901	INTPUT SHAFT ADJUSTING SHIM	1	
25	343-6316002	BEARING	1	



7. SHIFTER FORK

	NO.	PART NO.	DES	QTY	REMARK
	1	3170202401	1ST/2ND SHIFT FORK	1	
	2	3170205901	1ST/2ND SHIFT FORK SHAFT	1	
	3	3170205201	1ST/2ND BLOCK	1	
	4	3170206301	PIN	2	
	5	3150010002	SHIFT FORK BOLT	2	
	6	3170207701	FORK SHAFT CIRCLIP	5	
	7	3170202901	5TH SHIFT FORK	1	
	8	3170206101	5TH/REVERSE SHIFT FORK SHAFT	1	
	9	3170205401	5TH/REVERSE BLOCK	1	
	10	3170209601	RETURN SPRING	1	
	11	3170202701	3RD/4TH SHIFT FORK	1	
	12	3170206001	3RD/4TH SHIFT FORK SHAFT	1	
	13	3170205601	REVERSE SHIFT BLOCK	1	
	14	3150010002	SHIFT FORK BOLT	2	
	15	3170209201	1ST/2ND/5TH/REVERSE INTERLOCK PIN	1	
	16	3170209401	3RD/4TH/5TH/REVERSE INTERLOCK PIN	1	

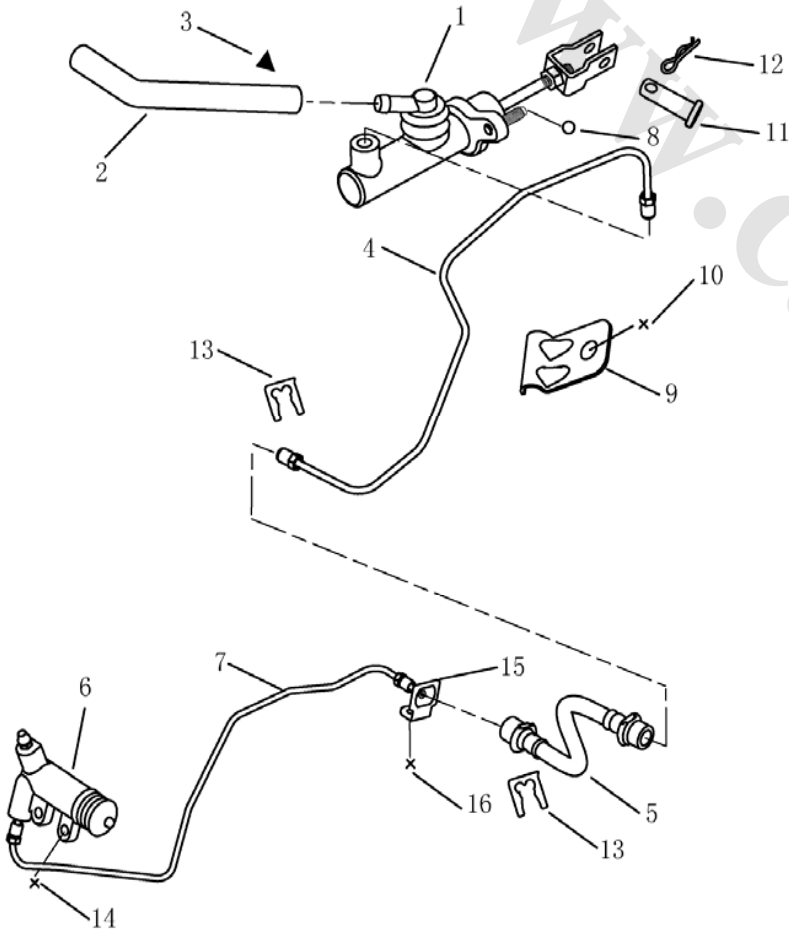
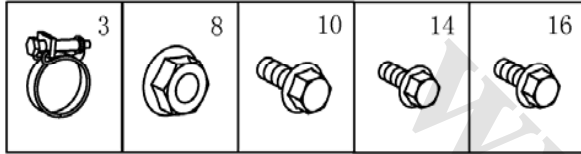
8. DIFFERENTIAL

	NO.	PART NO.	DES	QTY	REMARK
 <p>The diagram shows an exploded view of a differential assembly. Part 1 is the differential casing, which is a large cylindrical housing. Part 2 is the differential gear ring, a large gear mounted on the casing. Part 3 is the half shaft gear, a smaller gear that meshes with the ring gear. Part 4 is the differential bearing (small), which supports the half shaft gear. Part 5 is the differential bearing (big), which supports the differential gear ring. Part 6 is the differential oil seal (LH), and part 7 is the differential oil seal (RH). Part 8 is the planet gear shaft, a long shaft that passes through the casing. Part 9 is the planet gear, which is mounted on the shaft and meshes with the half shaft gear. Part 10 is the pin, planet gear elastic column, which connects the planet gear to the half shaft gear. Part 11 is the gasket, planet gear, and part 12 is the gasket, half shaft gear. Part 13 is the hexagon flange bolt, which secures the planet gear to the shaft. Part 14 is the locking clip, which secures the planet gear to the shaft.</p>	1	3230330104	DIFFERENTIAL CASING	1	
	2	3230330801	DIFFERENTIAL GEAR RING	1	
	3	3408018101	DIFFERENTIAL BEARING(BIG)6308	1	
	4	343-6315701	DIFFERENTIAL BEARING(SMALL)6208	1	
	5	3230331401	DIFFERENTIAL OIL SEAL,LH	1	
	6	3230332101	DIFFERENTIAL OIL SEAL,RH	1	
	7	3230330401	PLANET GEAR SHAFT	1	
	8	3230330301	PLANET GEAR	1	
	9	3230330201	HALF SHAFT GEAR	1	
	10	3170206301	PIN, PLANET GEAR ELASTIC COLUMN	1	
	11	3230330702	GASKET, PLANET GEAR	2	
	12	3230330601	GASKET, HALF SHAFT GEAR	2	
	13	3230330903	HEXAGON FLANGE BOLT	10	
	14	3230331101	LOCKING CLIP	2	

9. METER DRIVE

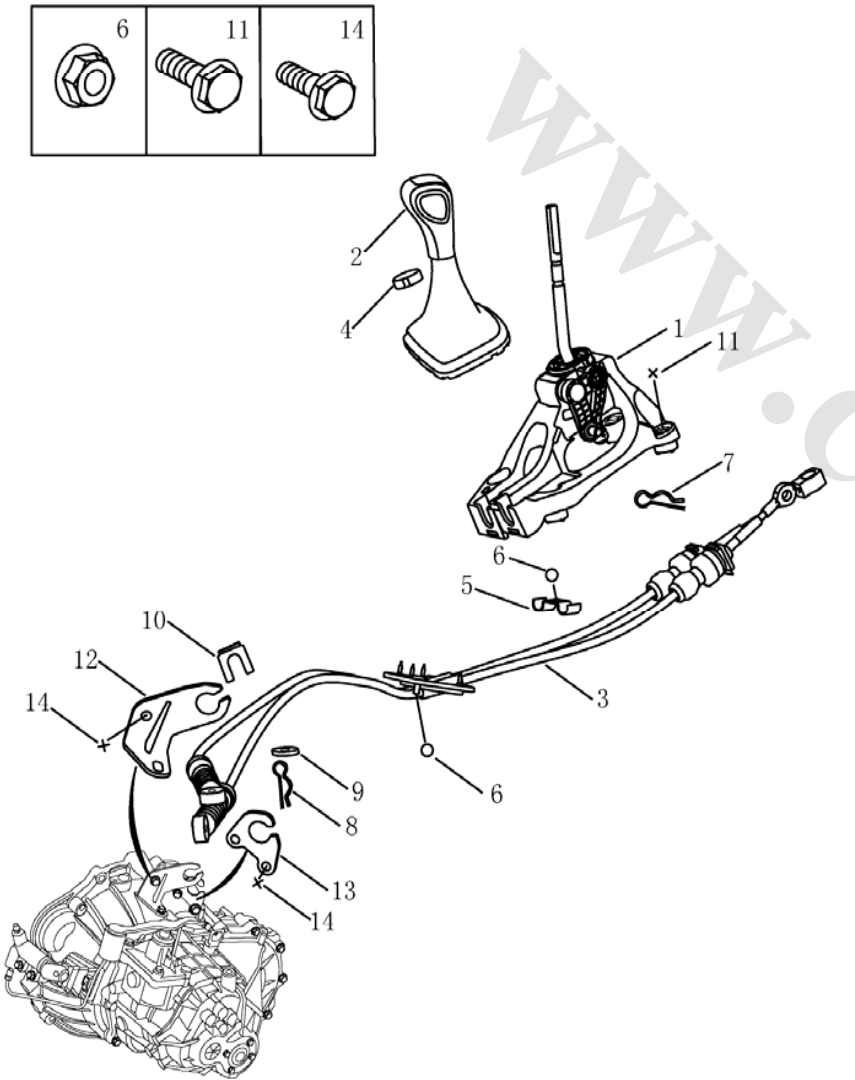
	NO.	PART NO.	DES	QTY	REMARK
	1	1700201180	SPEED SENSOR	1	
	2	3380209001	ODOMETER OIL SEAL	1	
	3	3230330901	ODOMETER DRIVE GEAR	1	
	4	3170121005	ODOMETER DRIVEN GEAR	1	
	5	3170120102	ODOMETER DRIVEN GEAR BOOT	1	
	6	3170121501	ODOMETER CIRCLIP	1	
	7	3170100007	ODOMETER BOLT	1	
	8	3170121301	WASHER	1	

10. CLUTCH PIPE



NO.	PART NO.	DES	QTY	REMARK
1	1064000071	CLUTCH MASTER CYLINDER ASSY.	1	
2		MASTER CYLINDER INLET HOSE	1	
3	JQ67217	HOOP	2	
4	1064000064	MASTER CYLINDER OUTLET PIPE	1	
5	1064000066	CLUTCH HOSE ASSY.	1	
6	1602520180	CLUTCH RELEASE CYLINDER ASSY.	1	
7	3170100301	CLUTCH RELEASE CYLINDER PIPE	1	
8	Q32008	HEXAGON FLANGE NUT M8	2	
9	1064000065	CLIP	1	
10	Q1460616	HEXAGON HEAD BOLT & PLAIN WASHER ASSY.	1	
11	Q5100824	PIN $\phi 8 \times 24$	1	
12	Q50108	LOCKING PIN	1	
13	1406108180	CIRCLIP	2	
14	Q1460825	HEXAGON HEAD BOLT & PLAIN WASHER ASSY.	2	
15		CLUTCH RELEASE CYLINDER PIPE BRACKET	1	
16	Q1460816	HEXAGON HEAD BOLT M8*16	1	

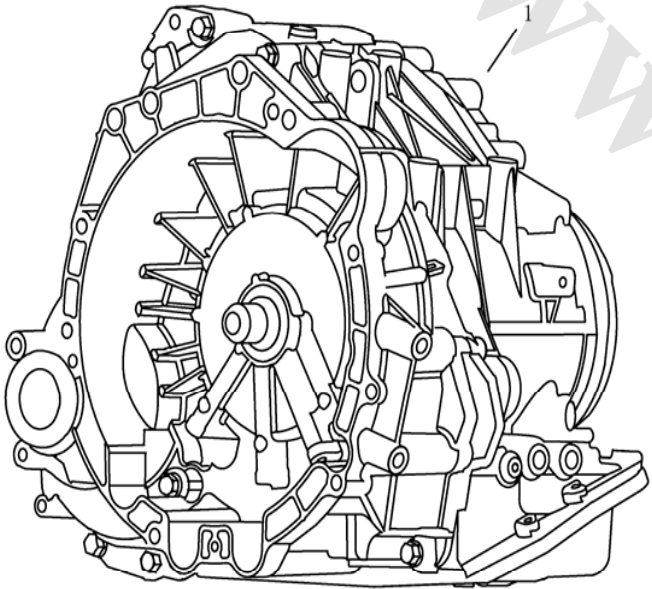
11. MT GEARSHIFT

	NO.	PART NO.	DES	QTY	REMARK
	1	1064001182-01	GEARSHIFT ASSY.	1	
	2	1068020431	SHIFT HANDLE ASSY.	1	
	3	1064001014	CONTROL SHIFT CABLE	1	
	4	1068020430	SHIFT HANDLE CLIP	1	
	5	1064001957	CONTROL SHIFT CABLE PLATE	1	
	6	Q32006	HEXAGON FLANGE NUT	3	
	7	Q50110	PIN	1	
	8	Q50108	PIN	2	
	9	Q40208	PLAIN WASHER	2	
	10	1014001762	U-CLIP	2	
	11	Q1840840	HEXAGON FANGLE BOLT	4	
	12	3170102002	CONTROL SHIFT CABLE BRACKET	1	
	13	3170102001	CONTROL SHIFT CABLE BRACKET	1	
	14	3170122301	CONTROL SHIFT CABLE BRACKET BOLT	4	

4. CVT TRANSMISSION

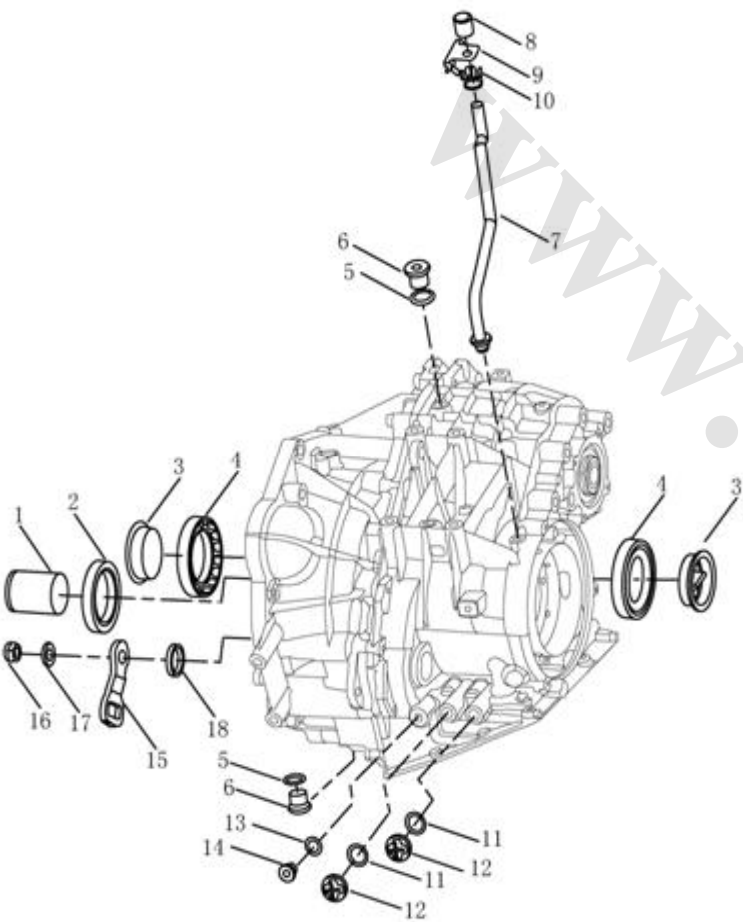
1.CVT TRANSMISSION

NO.	PART NO.	DES	QTY	REMARK
1	1066001239	CVT TRANSMISSION ASSY.		1

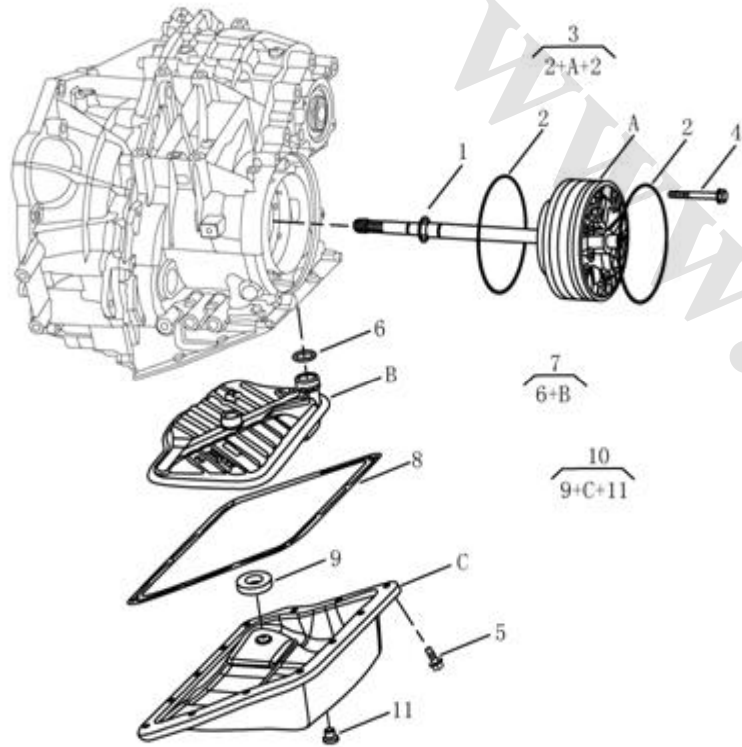


The image shows a detailed technical line drawing of a CVT transmission assembly. The drawing is a perspective view from the front-left, showing the complex internal and external components of the transmission housing, including gears, shafts, and various mounting points. A large, semi-transparent watermark 'www.carGeek.ir' is overlaid diagonally across the drawing area.

2.CVT TRANSMISSION CASING

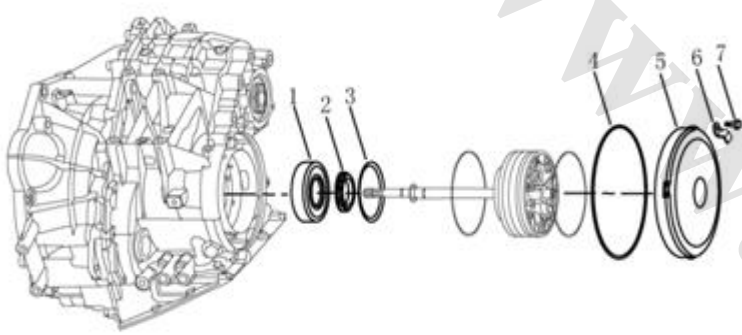
	NO.	PART NO.	DES	QTY	REMARK
	1	1066002114	RUBBER BOOT,INPUT SHAFT	1	
	2	1066002072	OIL SEAL,INPUT SHAFT	1	
	3	1066002115	CAP,OIL SEAL,DIFFERENTIAL	2	
	4	1066002071	OIL SEAL,DIFFERENTIAL	2	
	5	1066002088	PLUG GASKET	1	
	6	1066002090	PLUG	2	
	7	1066002119	VENTILATION ASSY.	2	
	8	1066002120	VENTILATION CAP	1	
	9	1066002121	METAL CLIP	1	
	10	1066002122	PLASTIC CLIP	1	
	11	1066002112	O-RING,OIL COOLER PLUG	2	
	12	1066002113	OIL COOLER PLUG	2	
	13	1066002089	BOLT GASKET	1	
	14	1066002091	BOLT	1	
	15	1066002076	SHIFT ROD	1	
	16		LOCKING NUT	1	
	17	1066002073	NUT GASKET	1	
	18	1066002075	OIL SEAL,SHIFT CABLE	1	

3.OIL PUMP

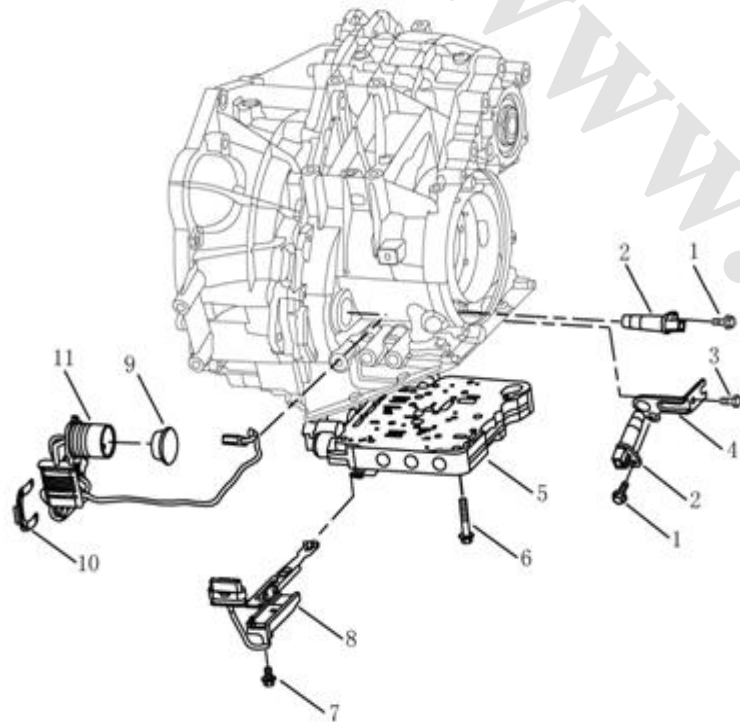


NO.	PART NO.	DES	QTY	REMARK
1	1066002084	OIL PUMP SEAL	1	
2	1066002081	O-RING,OIL PUMP	2	
3	1066002086	OIL PUMP ASSY.	1	OLD TYPE
3	1066002188	OIL PUMP ASSY.	1	NEW TYPE
4	1066002082	OIL PUMP BOLT	6	
5	1066002098	OIL PAN BOLT	13	
6	NO	O-RING	1	
7	1066002097	OIL FILTER ASSY.	1	
8	1066002099	OIL PAN GASKET	1	
9	1066002100	OIL PAN MAGNET	1	
10	1066002102	OIL PAN ASSY.	1	
11	1066002101	DRAIN PLUG	1	

4.INPUT SHAFT

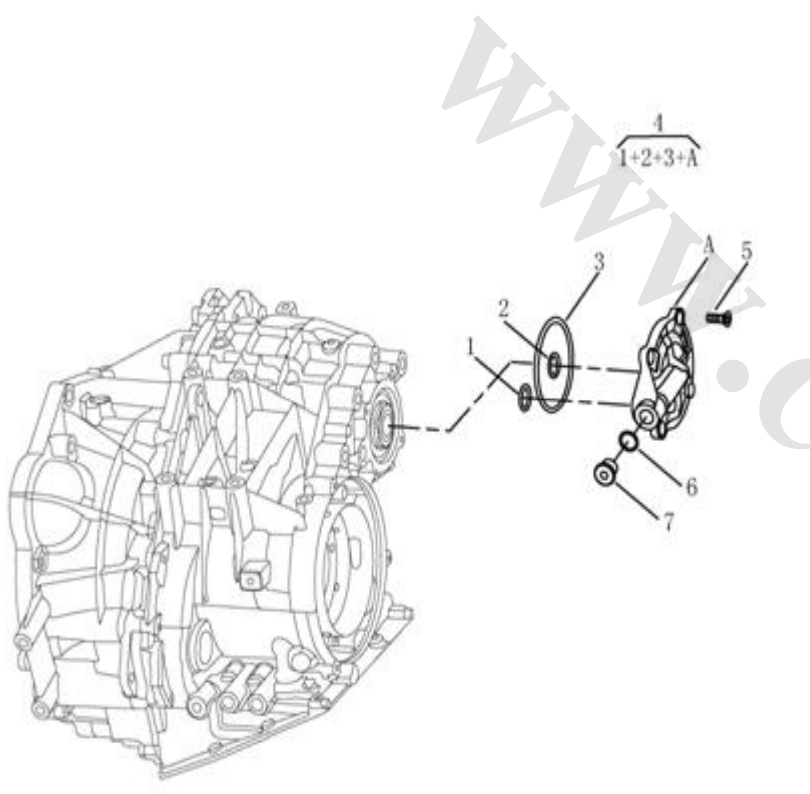
	NO.	PART NO.	DES	QTY	REMARK
	1	1066002087	BALL BEARING,DRIVE TAPE SHAFT	1	
	2	1066002083	NUT,DRIVE TAPE SHAFT	1	
	3	1066002085	SPRING GASKET	1	
	4	1066002079	O-RING,DRIVE TAPE SHAFT CAP	1	
	5	1066002077	DRIVE TAPE SHAFT CAP	1	
	6	1066002078	CLIP,DRIVE TAPE SHAFT CAP	3	
	7	1066002080	BOLT,DRIVE TAPE SHAFT CAP	3	

5.VALVE

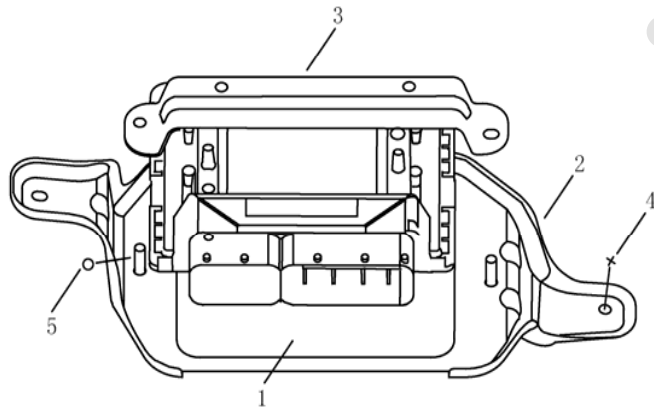
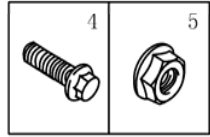


NO.	PART NO.	DES	QTY	REMARK
1	1066002111	SPEED SENSOR BOLT	2	
2	1066002110	SPEED SENSOR	2	
3	1066002109	SCREW,SPEED SENSOR	1	
4	1066002108	BRACKET,SPEED SNESOR	1	
5	1066002104	CVT VALVE ASSY.	1	
6	1066002105	BOLT,CVT VALVE	20	
7	1066002107	SCREW,POSITION SENSOR	2	
8	1066002106	POSITION SENSOR	1	
9	1066002116	JOINT CAP	1	
10	1066002117	JOINT CLIP	1	
11	1066002118	JOINT & WIRE	1	

6.OUTPUT SHAFT

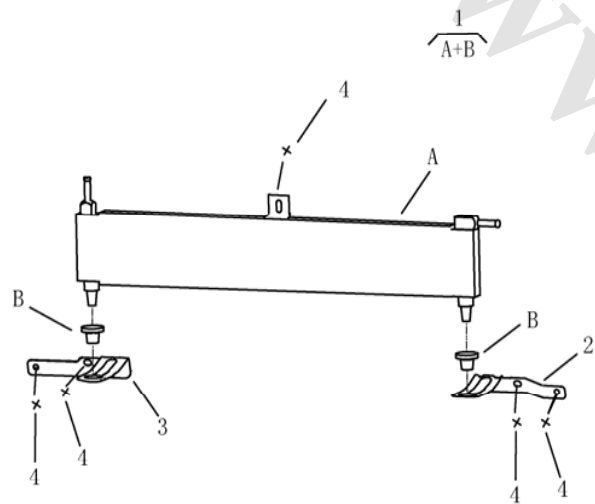
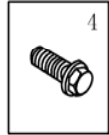
	NO.	PART NO.	DES	QTY	REMARK
	1	1066002093	O-RING,DRIVEN TAPE CAP	1	SMALL
	2	1066002095	SEAL,DRIVEN TAPE CAP	1	
	3	1066002094	O-RING,DRIVEN TAPE CAP	1	BIG
	4	1066002092	DRIVEN TAPE CAP	1	
	5	1066002096	SCREW,DRIVEN TAPE CAP	4	
	6	1066002088	PLUG GASKET	1	M14
	7	1066002090	PLUG	1	M14

7. TCU



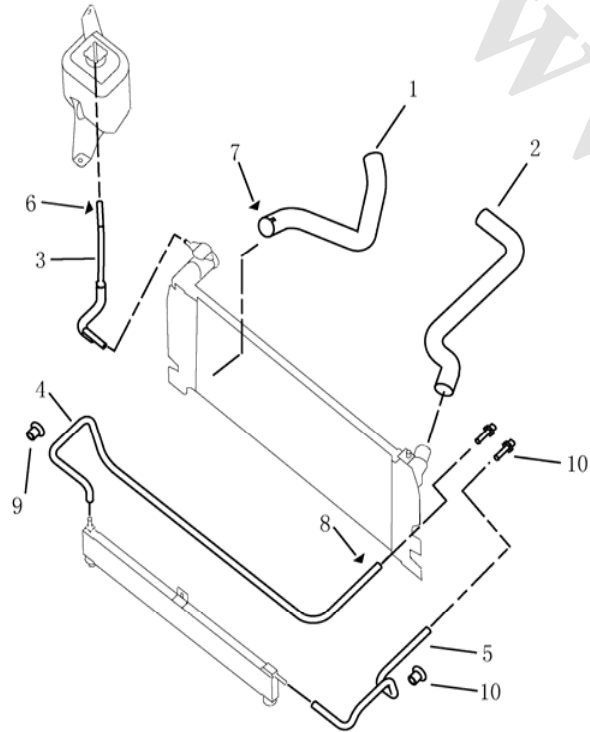
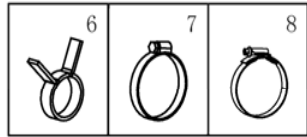
NO.	PART NO.	DES	QTY	REMARK
1	1066001256	TCU	1	
2		TCU BRACKET	1	
3		#1 TCU BRACKET	1	
4	JQ1840616	HEXAGON FLANGE BOLT	2	
5	Q32006	HEXAGON FLANGE NUT	2	

8. CVT COOLER



NO.	PART NO.	DES	QTY	REMARK
1	1066001286	CVT COOLER	1	
2	1067002819	LEFT COOLER BRACKET	1	
3	1067002820	RIGHT COOLER BRACKET	1	
4	Q1460620	HEXAGON HEAD BOLT & PLAIN WASHER ASSY.	5	

9. CVT PIPE



NO.	PART NO.	DES	QTY	REMARK
1	1064001090	RADIATOR INLET PIPE	1	
2	1064001091	RADIATOR OUTLET PIPE	1	
3	1064001190	OVERFLOWER HOSE	1	
4	1066001243	OUTLET PIPE	1	
5	1066001244	INLET PIPE	1	
6	Q673B11	HOOP	1	
7	Q67645	HOOP	1	
8	Q67516	HOOP	1	
9	1066001397	BOOT	2	
10	1066001520	JOINT	2	

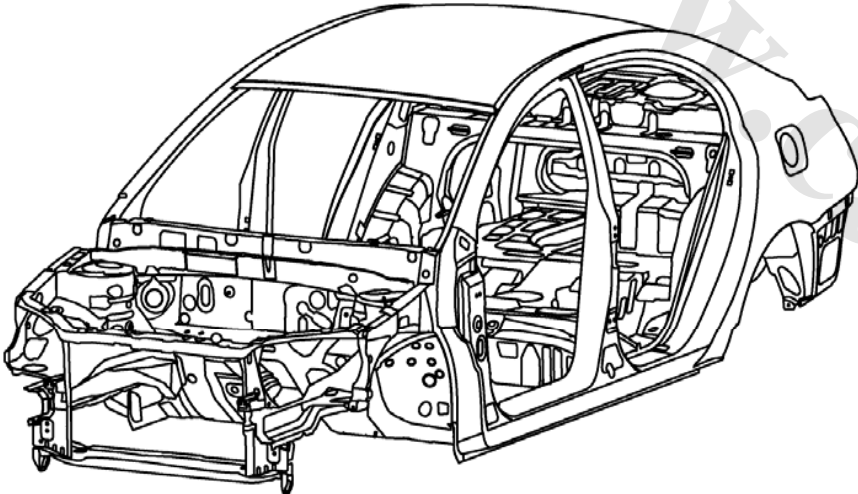
10. CVT GEARSHIFT

	NO.	PART NO.	DES	QTY	REMARK
	1	Q1840820	HEXAGON FLANGE BOLT	4	
	2	1064001527	CVT GEARSHIFT ASSY.	1	
	3	1064001529	SHIFT CABLE	1	
	4	Q32006	HEXAGON FLANGE NUT	3	
	5	1400991180	E-SHAPE CLIP	1	
	6	Q32808	HEXAGON LOCKING NUT	1	
	7	1066001400	SHIFT CABLE BRACKET	1	
	8	Q1400825	HEXAGON HEAD BOLT & PLAIN WASHER ASSY.	2	
	9	Q1400620	HEXAGON HEAD BOLT & PLAIN WASHER ASSY.	1	
	10		CVT SHIFT PANEL	1	
	11	1014000104	CVT SHIFT HANLE	1	

5. BODY

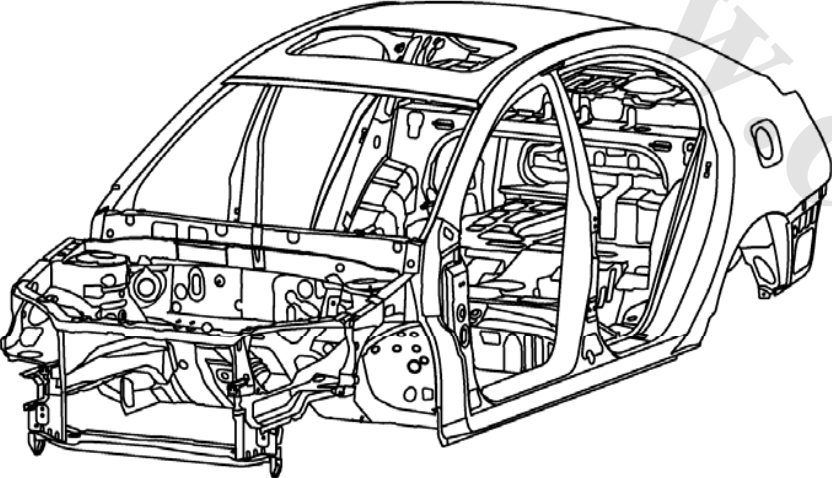
1. FE-1 BODY

NO.	PART NO.	DES	QTY	REMARK
1	106200200103	BODY ASSY.	1	MT
1	106200366303	BODY ASSY.	1	CVT

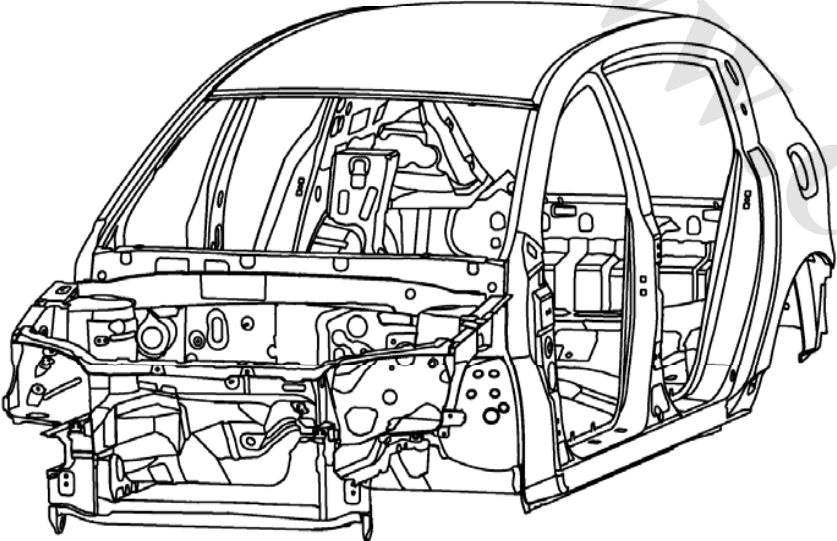


1. FE-1 BODY(SUNROOF)

NO.	PART NO.	DES	QTY	REMARK
1	106200200803	BODY ASSY.(SUNROOF)	1	

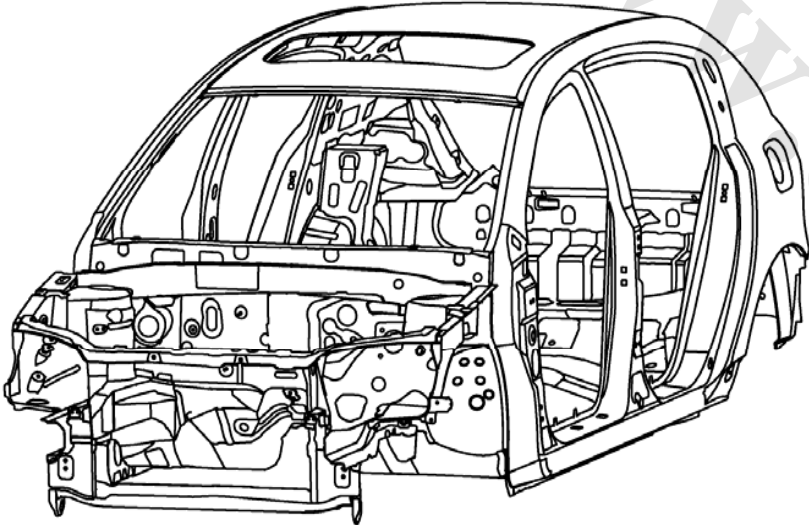


1. FE-2 BODY

	NO.	PART NO.	DES	QTY	REMARK
	1	106200323403	BODY ASSY.	1	

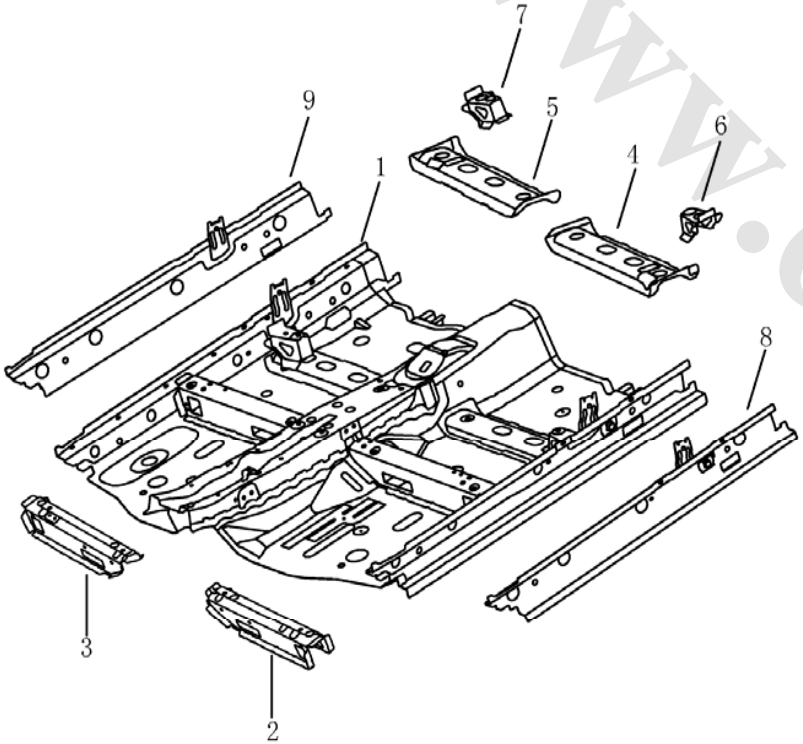
1. FE-2 BODY(SUNROOF)

NO.	PART NO.	DES	QTY	REMARK
1	106200323603	BODY ASSY.(SUNROOF)	1	

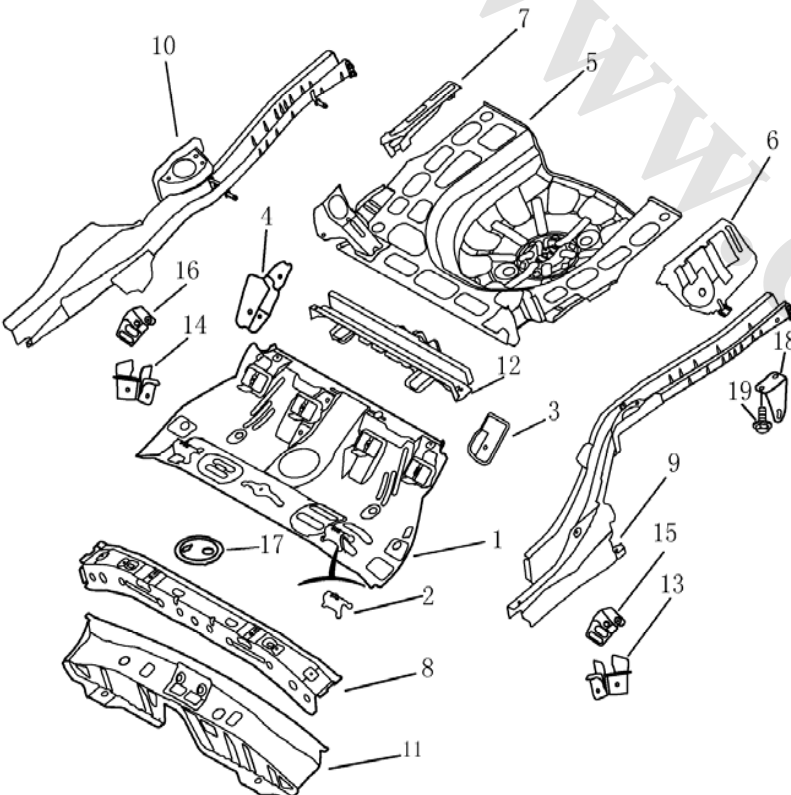


The image shows a technical line drawing of a car's body assembly, specifically focusing on the sunroof area. The drawing is a perspective view from the front-left side, showing the roof rails, the sunroof panel, and the surrounding body panels. The interior of the car is also visible, showing the front and rear seats and the dashboard area. The drawing is overlaid with a large, semi-transparent watermark that reads 'www.CarGeek.ir'.

2.FRONT FLOOR

	NO.	PART NO.	DES	QTY	REMARK
 <p>The diagram shows an exploded view of the front floor assembly. Part 1 is the main floor plate. Part 2 is the left upper cross member I. Part 3 is the right upper cross member I. Part 4 is the left upper cross member II. Part 5 is the right upper cross member II. Part 6 is the left seat bracket assembly. Part 7 is the right seat bracket assembly. Part 8 is the front floor left side rail assembly. Part 9 is the front floor right side rail assembly.</p>	1	106200218102	FRONT FLOOR ASSY.	1	
	2	106200219202	LEFT UPPER CROSS MEMBER I	1	
	3	106200332802	RIGHT UPPER CROSS MEMBER I	1	
	4	106200219902	LEFT UPPER CROSS MEMBER II	1	
	5	106200220302	RIGHT UPPER CROSS MEMBER II	1	
	6	106200220002	LF SEAT BRACKET ASSY.	1	
	7	106200220402	RF SEAT BRACKET ASSY.	1	
	8	106200220602	FRONT FLOOR LEFT SIDE RAIL ASSY.	1	
	9	106200220802	FRONT FLOOR RIGHT SIDE RAIL ASSY.	1	

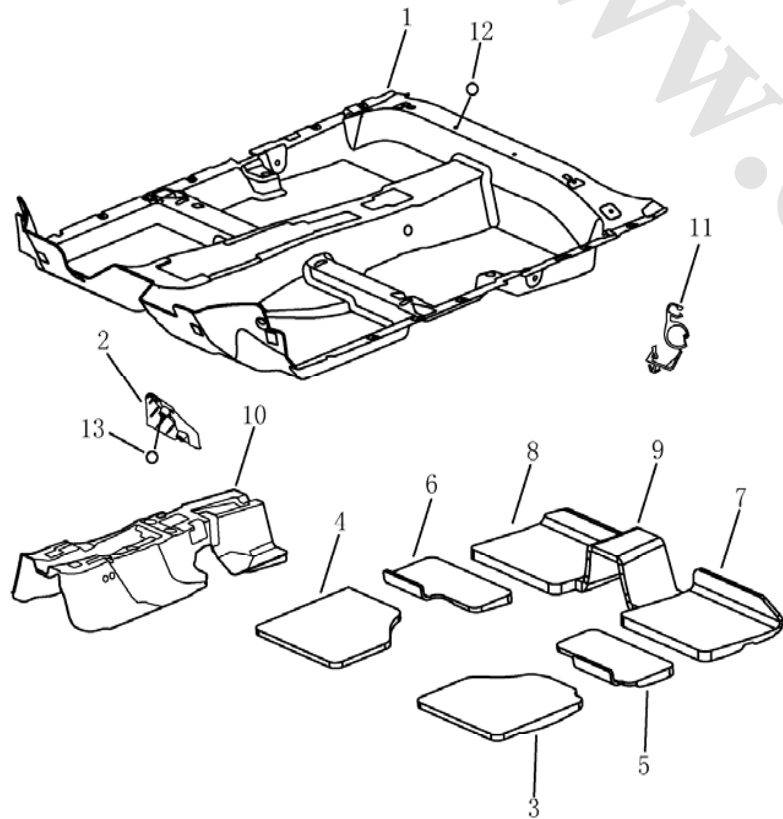
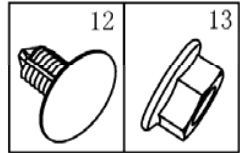
3.REAR FLOOR(FE-1)

	NO.	PART NO.	DES	QTY	REMARK
	1	106200222102	MIDDLE FLOOR ASSY.	1	
	2	1062003411	REAR SEAT BRACKET	2	
	3	106200262002	MIDDLE FLOOR SEAT LEFT SUPPORT	1	
	4	1062002622	MIDDLE FLOOR SEAT RIGHT SUPPORT	1	
	5	106200223302	REAR FLOOR ASSY.	1	
	6	106200224002	REAR FLOOR LEFT SIDE PLATE	1	
	7	106200224202	REAR FLOOR RIGHT SIDE PLATE	1	
	8	106200224402	MIDDLE FLOOR REAR SEAT CROSS MEMBER	1	
	9	106200224802	REAR FLOOR LEFT SIDE RAIL ASSY.	1	
	10	106200226202	REAR FLOOR RIGHT SIDE RAIL ASSY.	1	
	11	106200346102	MIDDLE FLOOR FRONT CROSS MEMBER	1	
	12	1062002272	MIDDLE FLOOR REAR CROSS MEMBER	1	
	13	106200225902	LR SUSPENSION SEAT	1	
	14	106200226902	RR SUSPENSION SEAT	1	
	15	106200225802	LR SUSPENSION REINFORCEMENT	1	
	16	106200226802	RR SUSPENSION REINFORCEMENT	1	
	17	106200341602	MIDDLE FLOOR FUEL TANK REPAIR HOLE	1	
	18	1012026789	REAR HOOK	1	
	19	JQ140B1230	HEXAGON HEAD BOLT & PLAIN WASHER ASSY.	2	

3.REAR FLOOR(FE-2)

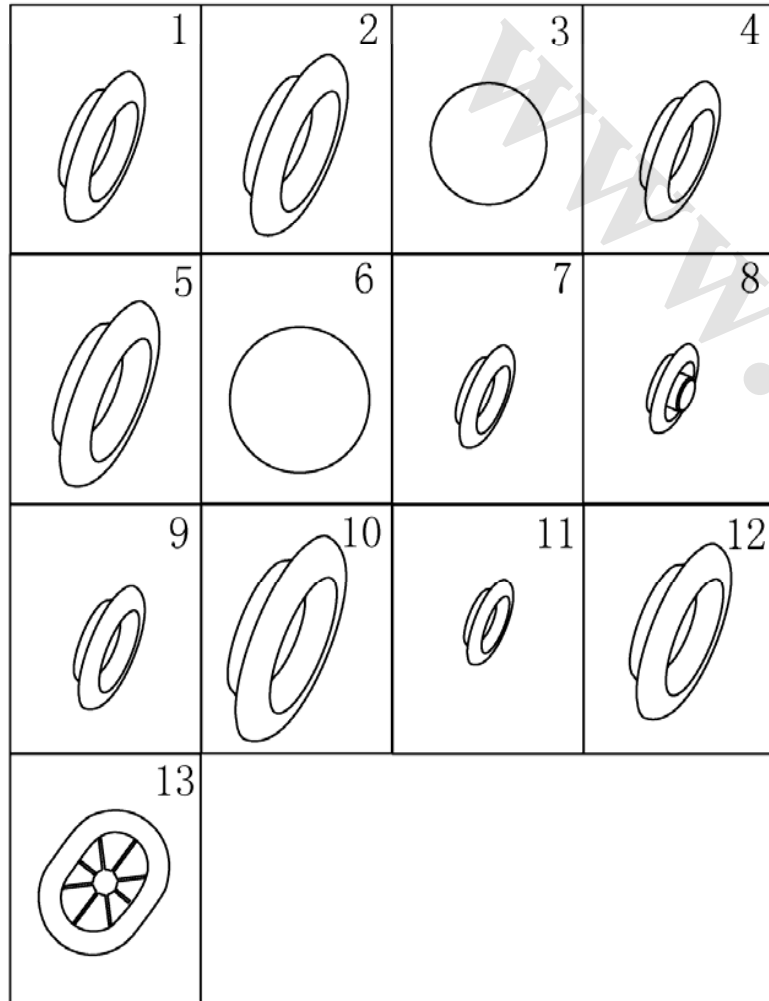
	NO.	PART NO.	DES	QTY	REMARK
	1	106200222102	MIDDLE FLOOR ASSY.	1	
	2	1062003411	REAR SEAT BRACKET	2	
	3	106200262002	MIDDLE FLOOR SEAT LEFT SUPPORT	1	
	4	1062002622	MIDDLE FLOOR SEAT RIGHT SUPPORT	1	
	5	106200326102	REAR FLOOR ASSY.	1	
	6	106200326502	REAR FLOOR LEFT SIDE PLATE	1	
	7	106200326602	REAR FLOOR RIGHT SIDE PLATE	1	
	8	106200224402	MIDDLE FLOOR REAR SEAT CROSS MEMBER	1	
	9	106200327102	REAR FLOOR LEFT SIDE RAIL ASSY.	1	
	10	106200327502	REAR FLOOR RIGHT SIDE RAIL ASSY.	1	
	11	106200346102	MIDDLE FLOOR FRONT CROSS MEMBER	1	
	12	106200328002	MIDDLE FLOOR REAR CROSS MEMBER	1	
	13	106200225902	LR SUSPENSION SEAT	1	
	14	106200226902	RR SUSPENSION SEAT	1	
	15	106200225802	LR SUSPENSION REINFORCEMENT	1	
	16	106200226802	RR SUSPENSION REINFORCEMENT	1	
	17	106200341602	MIDDLE FLOOR FUEL TANK REPAIR HOLE	1	
	18	1012026789	REAR HOOK	1	
	19	JQ140B1230	HEXAGON HEAD BOLT & PLAIN WASHER ASSY.	2	

4.FLOOR HEAT INSULATOR




NO.	PART NO.	DES	QTY	REMARK
1	1068001051	CARPET ASSY.	1	
2	1068001346	LEFT FOOT CUSHION	1	
3	1068001209	SOUND INSULATOR	1	
4	1068001210	SOUND INSULATOR	1	
5	1068001211	SOUND INSULATOR	1	
6	1068001212	SOUND INSULATOR	1	
7	1068001213	SOUND INSULATOR	1	
8	1068001214	SOUND INSULATOR	1	
9	1068001215	SOUND INSULATOR	1	
10	1068001313	CONSOLE LOWER SOUND INSULATOR	1	
11	1017003760	CARPET PLASTIC CLIP	10	
12	JQ691C66	E-CLIP	7	
13	Q32006	HEXAGON FLANGE NUT	2	

5.PLUG

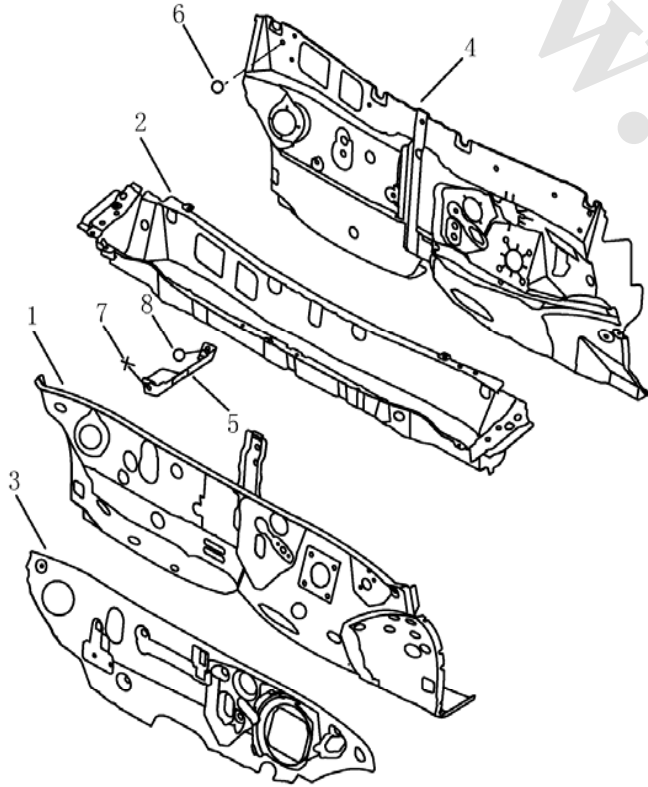
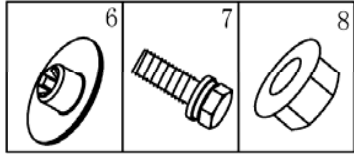


NO.	PART NO.	DES	QTY	REMARK
1	1068000024	PLUGΦ26	17	
2	1068000025	PLUGΦ30	6	
3	1018005015	HOLE COVERΦ30	9	
4	1018005011	PLUG φ20	2	
5	JQ72731	PLUGφ31	14	
6	1018005014	HOLE COVERφ40	8	
7	1068000028	PLUGφ18	6	
8	JQ72811	PLUGφ11	10	
9	JQ728145	PLUGφ15	2	
10	JQ72746	PLUGφ46	6	
11	1068000022	PLUGφ10	2	
12	1018005005	PLUG36×23	2	
13	523370100	PLUG	2	

6.FRONT WINDSHIELD

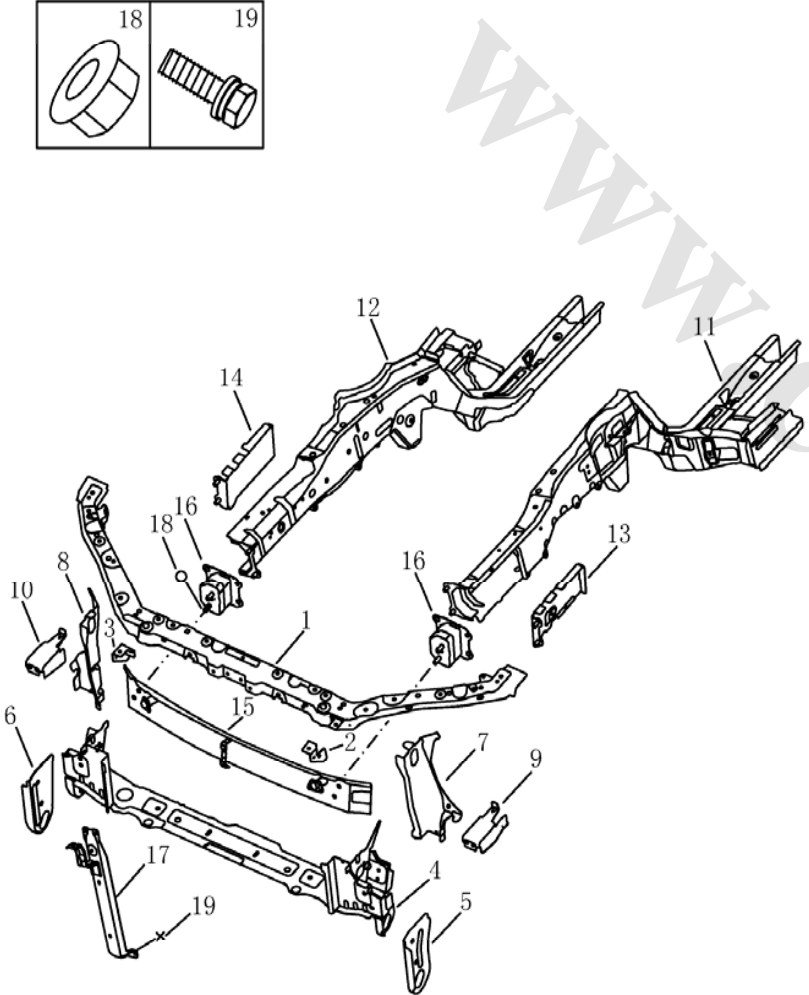
	NO.	PART NO.	DES	QTY	REMARK
	1	1068001140	WINDSHIELD ASSY.	1	
	2	1068001610	VENT COVER PLATE	1	
	3	1068001605	WINDSHIELD SEAL	1	
	4	1068001616	VENT COVER PLATE LEFT TRIM	1	
	5	1068001617	VENT COVER PLATE RIGHT TRIM	1	
	6	1068000066	WINDSHIELD LOWER DRAIN CHANNEL	1	
	7	JQ694D63	J-CLIP	2	

7. COWL PANEL BAFFLE

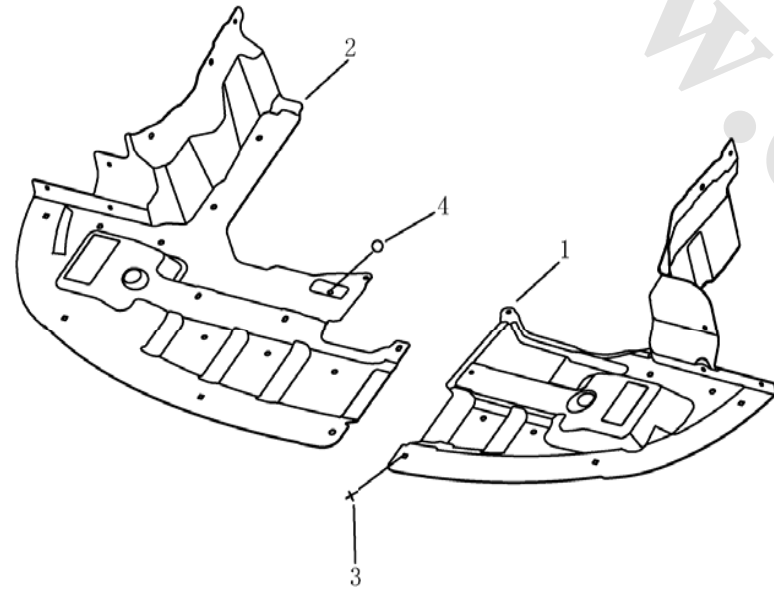
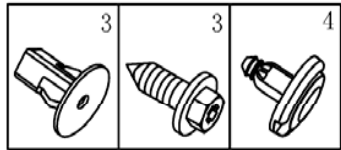


NO.	PART NO.	DES	QTY	REMARK
1	106200208702	COWL PANEL LOWER PLATE ASSY.	1	
2	106200228602	COWL PANEL UPPER PART	1	
3	1068001202	COWL PANEL OUTER HEAR INSULATOR	1	
4	1068001201	COWL PANEL SOUND INSULATOR	1	
5	1062002296	GPS MOUNTING BRACKET	1	
6	1068001204	CLIP	6	
7	Q1400620	HEXAGON HEAD BOLT & PLAIN WASHER ASSY.	1	
8	Q32006	HEXAGON FLANGE NUT	1	

8. ENGINE COMPARTMENT

	NO.	PART NO.	DES	QTY	REMARK
	1	106200205602	RADIATOR UPPER CROSS MEMBER ASSY.	1	
	2	106200206302	UPPER CROSS MEMBER LEFT SUPPORT	1	
	3	106200206502	UPPER CROSS MEMBER RIGHT SUPPORT	1	
	4	106200204802	RADIATOR LOWER CROSS MEMBER ASSY.	1	
	5	106200339702	LF HOOK PLATE	1	
	6	106200339802	RF HOOK PLATE	1	
	7	106200207402	RADIATOR LEFT UPPER PILLAR	1	
	8	106200207602	RADIATOR RIGHT UPPER PILLAR	1	
	9	106200206902	LF COMBINATION LAMP BRACKET	1	
	10	106200207102	RF COMBINATION LAMP BRACKET	1	
	11	106200221002	LF SIDE RAIL	1	
	12	106200215302	RF SIDE RAIL	1	
	13	106200216802	LF SIDE RAIL FRONT PART	1	
	14	106200217002	RF SIDE RAIL FRONT PART	1	
	15	106200300102	FRONT CROSS MEMBER ASSY.	1	
	16	106200296702	FRONT CROSS MEMBER CUSHION	2	
	17	106200331202	RADIATOR CENTER BRACKET ASSY.	1	
	18	JQ320C10	HEXAGON FLANGE NUT	12	
	19	Q1460620	HEXAGON HEAD BOLT, SPRING WASHER & PLAIN WASHER ASSY.	4	

9. ENGINE LOWER SHIELD

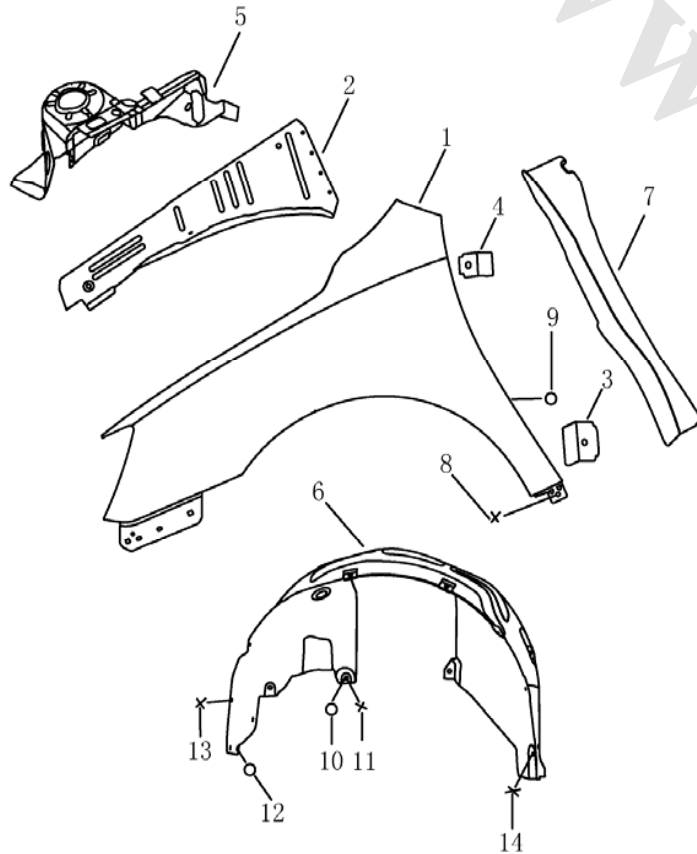
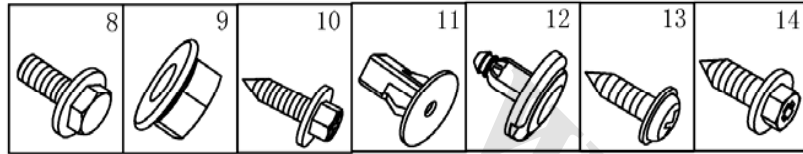


NO.	PART NO.	DES	QTY	REMARK
1	1068001644	ENGINE LOWER LEFT SHIELD	1	
2	1068001646	ENGINE LOWER RIGHT SHIELD	1	
3	JQ399F08	PLASTIC NUT	6	
4	JQ2226319F31	CROSS SLOTTED HEAD SCREW & PLAIN WASHER ASSY.	6	
5	JQ693G69	G-CLIP	9	

10. ENGINE HOOD

	NO.	PART NO.	DES	QTY	REMARK
	1	106200259102	ENGINE HOOD ASSY.	1	
	2	1068002019	ENGINE HOOD SOUND INSULATOR	1	
	3	1068002424	ENGINE HOOD UNLOCK SET	1	
	4	1068002014	ENGINE HOOD MOLDING	1	
	5	1062002604	ENGINE HOOD LEFT HINGE ASSY.	1	
	6	1062002606	ENGINE HOOD RIGHT HINGE ASSY.	1	
	7	1068002008	ENGINE HOOD SUPPORT ROD ASSY.	1	
	8	1068002002	ENGINE HOOD LOCK ASSY.	1	
	9	1068002003	ENGINE HOOD CABLE ASSY.	1	
	10	1068000210	CUSHION BLOCK $\phi 15 \times 35$	4	
	11	1068002011	ENGINE HOOD INTERIOR SEAL ASSY.	1	
	12	1068002010	ENGINE HOOD SUPPORT ROD CLIP	1	
	13	1068002009	ENGINE HOOD SUPPORT ROD CLIP	1	
	14	1068001142	VENT COVER PLATE SEAL	1	
	15	1068002014	ENGINE HOOD TRIM MODLING SEAL	1	
	16		BOLT	6	
	17	Q32005	HEXAGON FLANGE NUT	6	
	18	Q32008	HEXAGON FLANGE NUT	4	
	19	Q1840820	HEXAGON FLANGE BOLT	4	
	20	JQ1460616	HEXAGON HEAD BOLT & PLAIN WASHER ASSY.	3	
	21	1068000079	LOWER INSTRUMENT PANEL PLASTIC CLIP	14	
	22	1068003436	CLIP $\phi 7$	4	

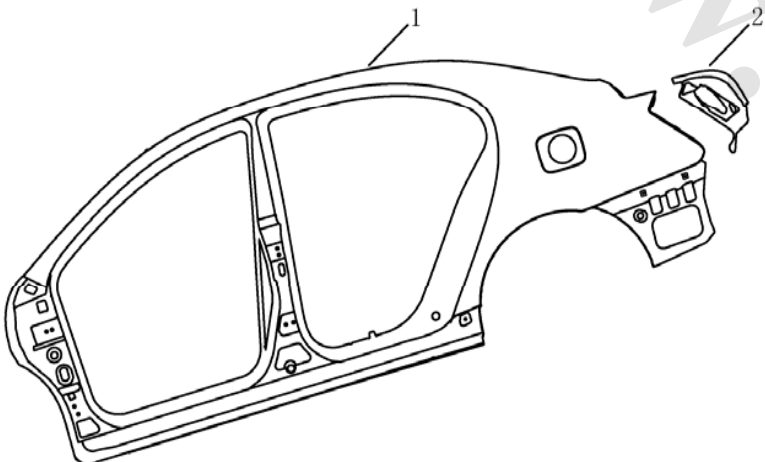
11. FRONT FENDER



NO.	PART NO.	DES	QTY	REMARK
1	106200200902	LEFT FENDER	1	
1	106200201002	RIGHT FENDER	1	
2	106200217202	LF BAFFLE COVER PLATE	1	
2	106200217302	RF BAFFLE COVER PLATE	1	
3	106200202102	FRONT FENDER LOWER BRACKET	2	
4	106200234202	FRONT FENDER UPPER BRACKET	2	
5	106200210702	LF SHOCK ABSORBER BRACKET	1	
5	106200214002	RF SHOCK ABSORBER BRACKET	1	
6	1068001632	LF FENDER LINER	1	
6	1068001634	RF FENDER LINER	1	
7	1068001647	LF FENDER BAFFLE	1	
7	1068001649	RF FENDER BAFFLE	1	
8	Q1860616	HEXAGON FLANGE BOLT	12	
9	Q32006	HEXAGON FLANGE NUT	2	
10	JQ2234819F31	CROSS SLOTTED HEAD SCREW & PLAIN WASHER ASSY.	6	
11	JQ399F08	PLASTIC NUT	8	
12	JQ693G69	G-CLIP	22	
13	JQ2224819	CROSS SLOTTED HEAD SCREW	4	
14		CROSS SLOTTED HEAD SCREW	2	

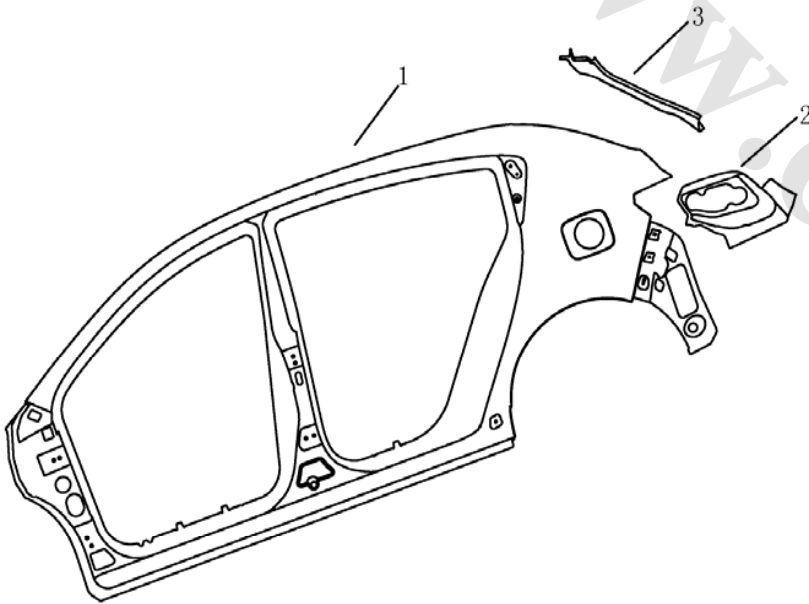
12. SIDE WALL(FE-1)

NO.	PART NO.	DES	QTY	REMARK
1	106200233002	LEFT WALL OUTER PANEL	1	
1	106200241802	RIGHT WALL OUTER PANEL	1	
2	106200233602	LR COMBINATION LAMP BRACKET	1	
2	106200242402	RR COMBINATION LAMP BRACKET	1	

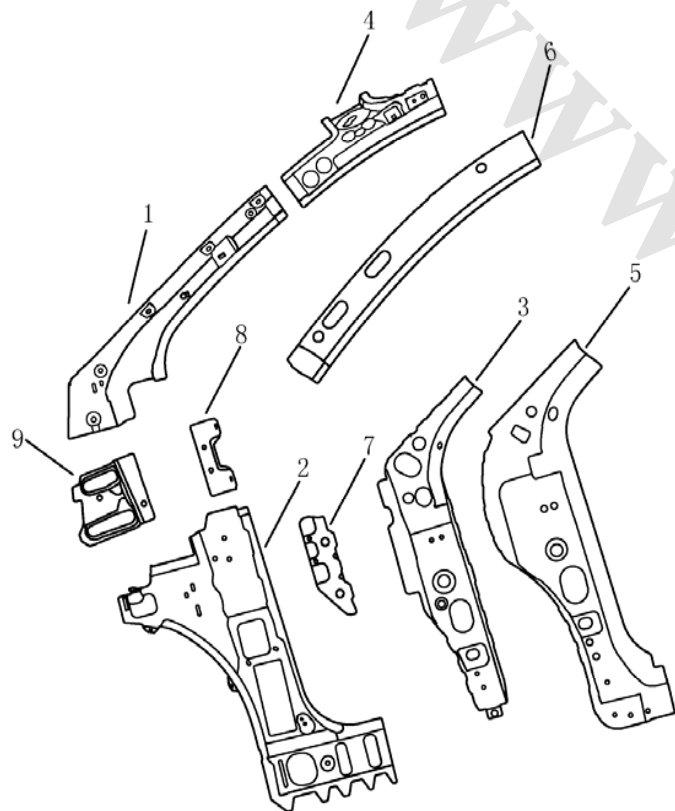


The image shows a technical line drawing of a car's side wall assembly. Callout '1' points to the main side wall structure, which includes the window frame and door panel area. Callout '2' points to a combination lamp bracket mounted on the front of the side wall.

12. SIDE WALL(FE-2)

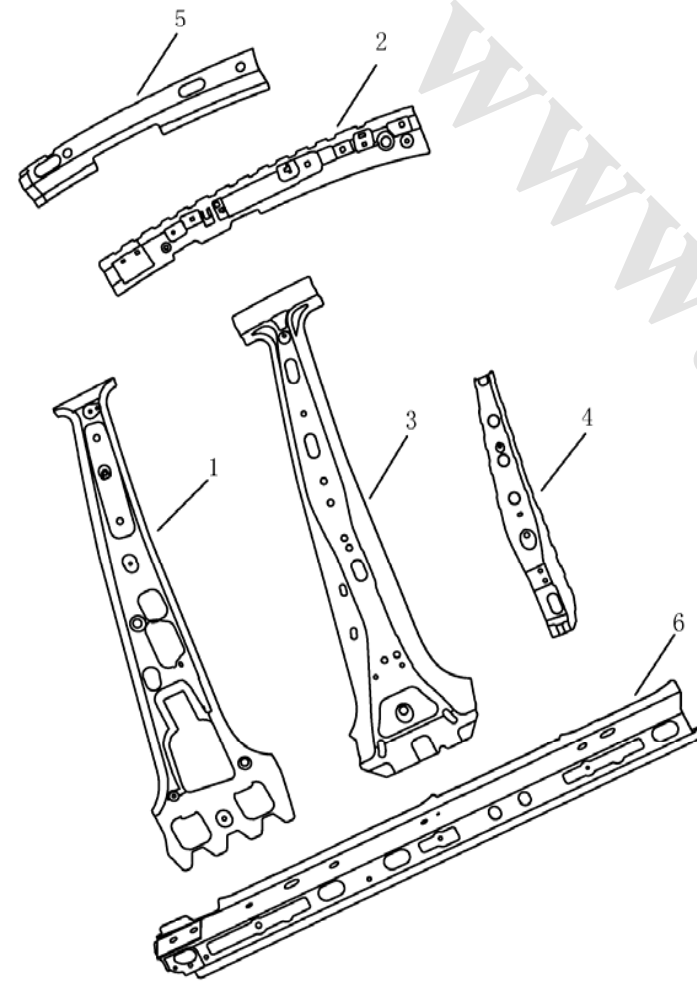
	NO.	PART NO.	DES	QTY	REMARK
	1	106200310202	LEFT WALL OUTER PANEL	1	
	1	106200315202	RIGHT WALL OUTER PANEL	1	
	2	106200310302	LR COMBINATION LAMP BRACKET	1	
	2	106200315302	RR COMBINATION LAMP BRACKET	1	
	3	106200311202	LR COMBINATION LAMP UPPER PLATE	1	
	3	106200316202	RR COMBINATION LAMP UPPER PLATE	1	

13. A PILLAR



NO.	PART NO.	DES	QTY	REMARK
1	106200240302	LF PILLAR INNER PLATE UPPER PART	1	
1	106200248602	RF PILLAR INNER PLATE UPPER PART	1	
2	106200248202	LF PILLAR INNER PLATE LOWER PART	1	
2	106200248102	RF PILLAR INNER PLATE LOWER PART	1	
3	106200235502	LF PILLAR LOWER HINGE FIXING PLATE	1	
3	106200244202	RF PILLAR LOWER HINGE FIXING PLATE	1	
4	106200250502	LF CROSS MEMBER CONNECTING PLATE ASSY.	1	
4	106200250602	RF CROSS MEMBER CONNECTING PLATE ASSY.	1	
5	106200235402	LF PILLAR LOWER REINFORCEMENT	1	
5	106200244102	RF PILLAR LOWER REINFORCEMENT	1	
6	106200235902	LF PILLAR UPPER REINFORCEMENT	1	
6	106200244602	RF PILLAR UPPER REINFORCEMENT	1	
7	106200240502	LEFT I/P BRACKET REINFORCEMENT	1	
7	106200248902	RIGHT I/P BRACKET REINFORCEMENT	1	
8	106200240702	LEFT I/P BRACKET FIXING PLATE	1	
8	106200249102	RIGHT I/P BRACKET FIXING PLATE	1	
9	106200240902	LF PILLAR INNER PLATE CONNECTING PLATE	1	
9	106200248802	RF PILLAR INNER PLATE CONNECTING PLATE	1	

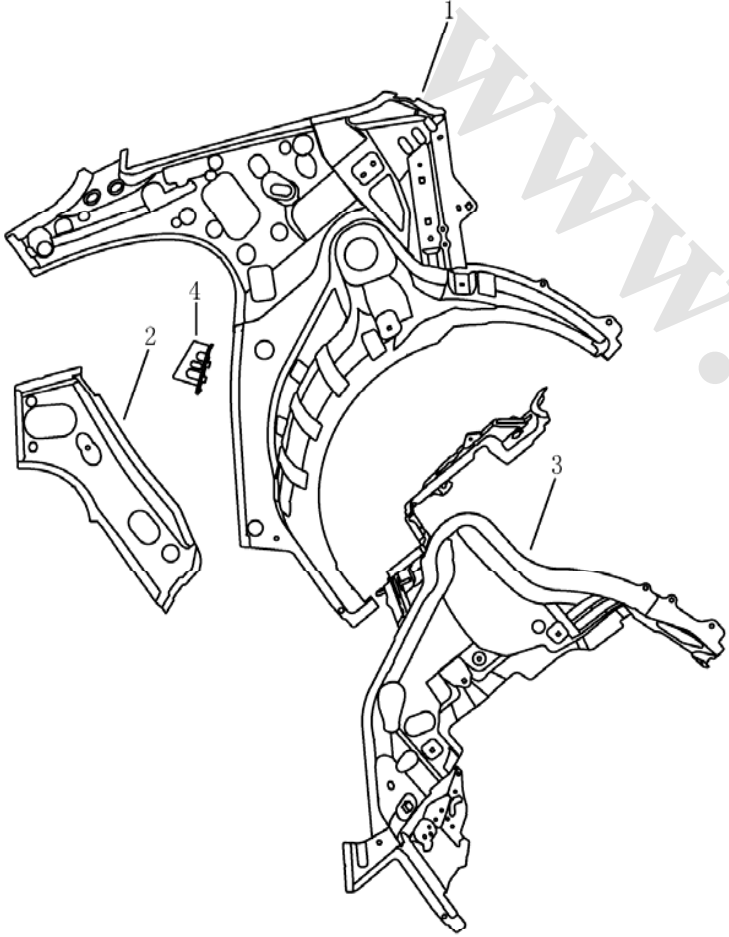
14. B PILLAR(FE-1)

	NO.	PART NO.	DES	QTY	REMARK
	1	106200241002	LEFT CENTER PILLAR INNER PLATE	1	
1	106200249302	RIGHT CENTER PILLAR INNER PLATE	1		
2	106200241302	LEFT UPPER SIDE RAIL	1		
2	106200249602	RIGHT UPPER SIDE RAIL	1		
3	106200236802	LEFT CENTER PILLAR OUTER PANEL REINFORCEMENT	1		
3	106200245302	RIGHT CENTER PILLAR OUTER PANEL REINFORCEMENT	1		
4	106200236202	LEFT CENTER PILLAR LOWER REINFORCEMENT	1		
4	106200244902	RIGHT CENTER PILLAR LOWER REINFORCEMENT	1		
5	106200234502	LEFT UPPER SIDE RAIL REINFORCEMENT	1		
5	106200243202	RIGHT UPPER SIDE RAIL REINFORCEMENT	1		
6	106200234602	LEFT DOOR SILL REINFORCEMENT	1		
6	106200243302	RIGHT DOOR SILL REINFORCEMENT	1		

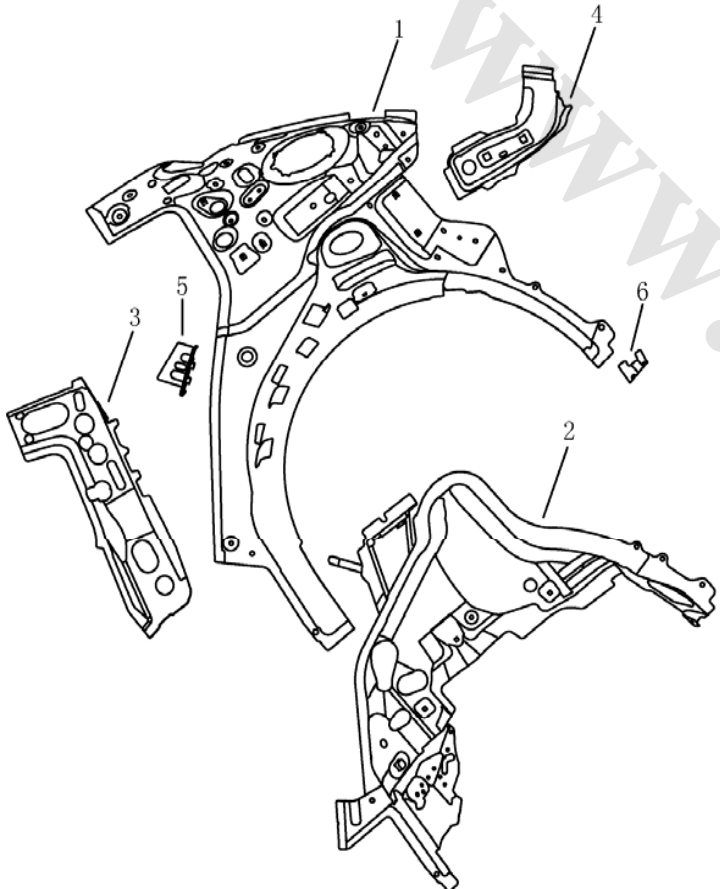
14. B PILLAR(FE-2)

	NO.	PART NO.	DES	QTY	REMARK
	1	106200241002	LEFT CENTER PILLAR INNER PLATE	1	
	1	106200249302	RIGHT CENTER PILLAR INNER PLATE	1	
	2	106200314302	LEFT UPPER SIDE RAIL	1	
	2	106200319302	RIGHT UPPER SIDE RAIL	1	
	3	106200236802	LEFT CENTER PILLAR OUTER PANEL REINFORCEMENT	1	
	3	106200245302	RIGHT CENTER PILLAR OUTER PANEL REINFORCEMENT	1	
	4	106200236202	LEFT CENTER PILLAR LOWER REINFORCEMENT	1	
	4	106200244902	RIGHT CENTER PILLAR LOWER REINFORCEMENT	1	
	5	106200311902	LEFT UPPER SIDE RAIL REINFORCEMENT	1	
	5	106200316902	RIGHT UPPER SIDE RAIL REINFORCEMENT	1	
	6	106200234602	LEFT DOOR SILL REINFORCEMENT	1	
	6	106200243302	RIGHT DOOR SILL REINFORCEMENT	1	

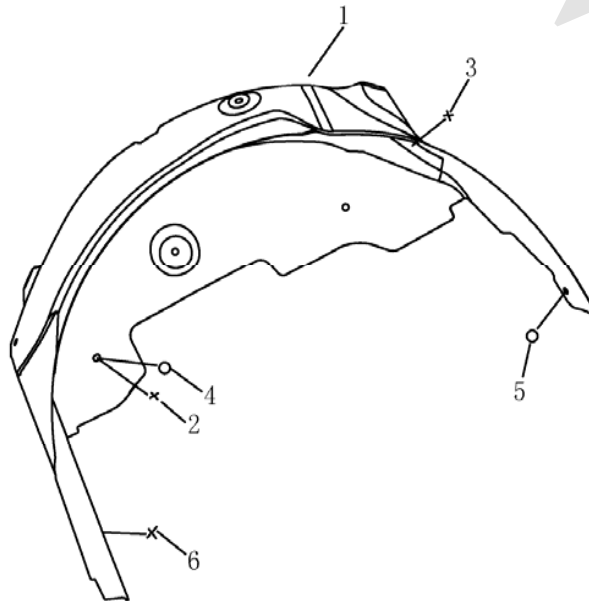
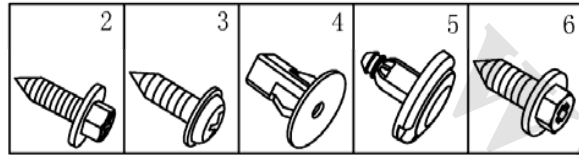
15. C PILLAR(FE-1)

	NO.	PART NO.	DES	QTY	REMARK
	1	106200239402	LR PILLAR INNER PANEL	1	
	1	106200247702	RR PILLAR INNER PANEL	1	
	2	106200240102	LR PILLAR REINFORCEMENT	1	
	2	106200248402	RR PILLAR REINFORCEMENT	1	
	3	106200237602	LR WHEEL HOUSE	1	
	3	106200246102	RR WHEEL HOUSE	1	
	4	106200233102	LR DOOR LOCK FIXING PLATE	1	
	4	106200241902	RR DOOR LOCK FIXING PLATE	1	

15. C PILLAR(FE-2)

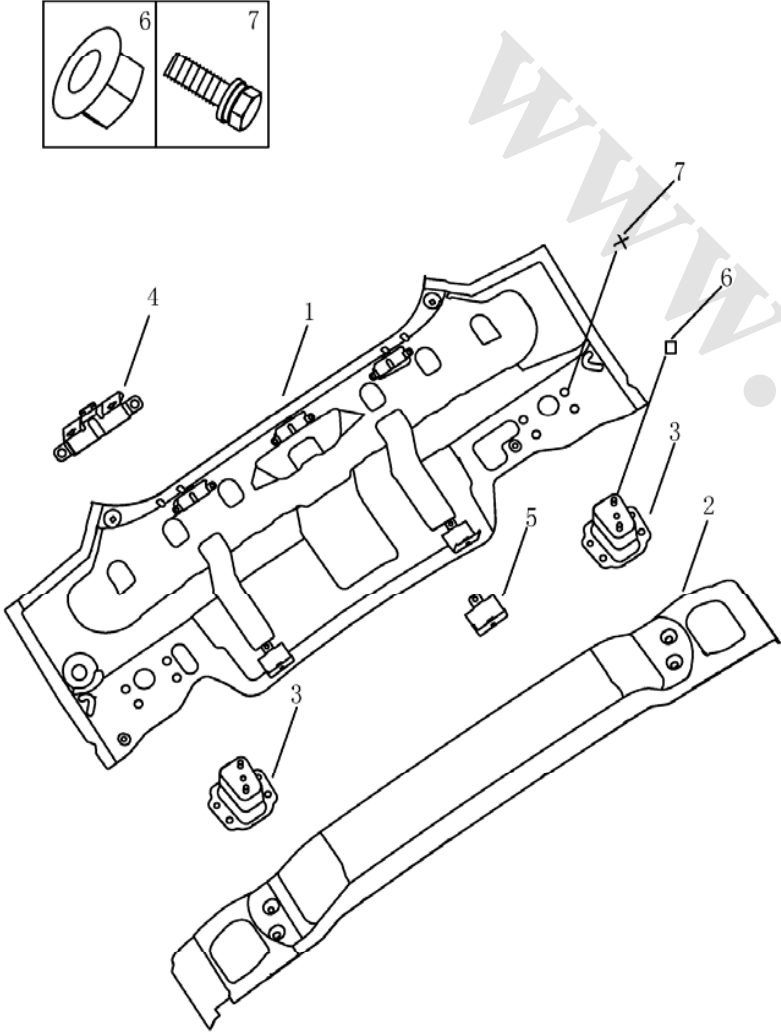
	NO.	PART NO.	DES	QTY	REMARK
	1	106200313602	LR PILLAR INNER PANEL	1	
	1	106200318602	RR PILLAR INNER PANEL	1	
	2	106200312102	LR WHEEL HOUSE	1	
	2	106200317102	RR WHEEL HOUSE	1	
	3	106200314102	LR PILLAR 1# REINFORCEMENT	1	
	3	106200319102	RR PILLAR 1# REINFORCEMENT	1	
	4	106200314802	LR PILLAR 2# REINFORCEMENT	1	
	4	106200319602	RR PILLAR 2# REINFORCEMENT	1	
	5	106200233102	LR DOOR LOCK FIXING PLATE	1	
	5	106200241902	RR DOOR LOCK FIXING PLATE	1	
	6		LR BUMPER BRACKET	1	
	6		RR BUMPER BRACKET	1	

16. REAR SPLASH GUARD

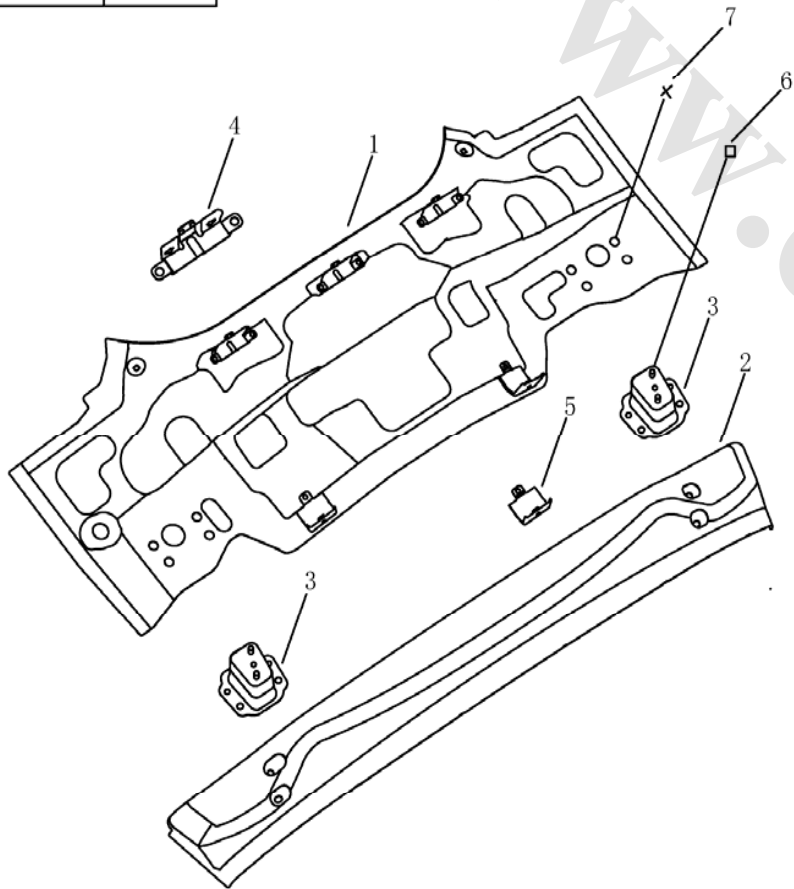
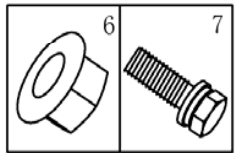


NO.	PART NO.	DES	QTY	REMARK
1	1068001636	LR WHEEL HOUSE LINER	1	
1	1068001638	RR WHEEL HOUSE LINER	1	
2	JQ2234819F31	CROSS SLOTTED HEAD SCREW & PLAIN WASHER ASSY.	12	
3	JQ399F08	CROSS SLOTTED HEAD FLANGE SCREW	4	
4	JQ693G69	PLASTIC NUT	16	
5	JQ2224819	G-CLIP	4	
6		CROSS SLOTTED HEAD FLANGE SCREW	4	

17.REAR END PANEL(FE-1)

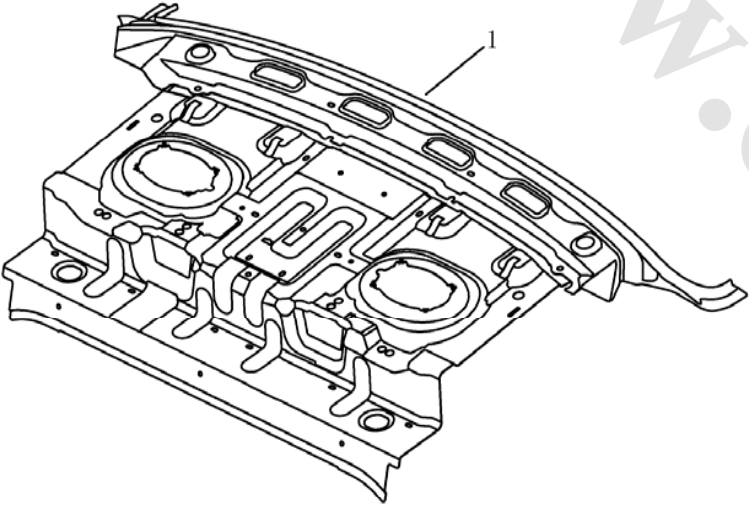
	NO.	PART NO.	DES	QTY	REMARK
	1	106200230802	REAR END PANEL	1	
	2	106200301202	REAR CROSS MEMBER ASSY.	1	
	3	106200292602	REAR CROSS MEMBER CUSHION	2	
	4	106200231502	REAR BMPER BRACKET	3	
	5	106200296502	REAR BUMPER LOWER BRACKET	2	
	6	JQ320C10T13F3	HEXAGON FLANGE NUT	4	
	7	JQ146C1025	HEXAGON HEAD BOLT,SPRING WASHER & PLAIN WASHER ASSY.	8	

17.REAR END PANEL(FE-2)

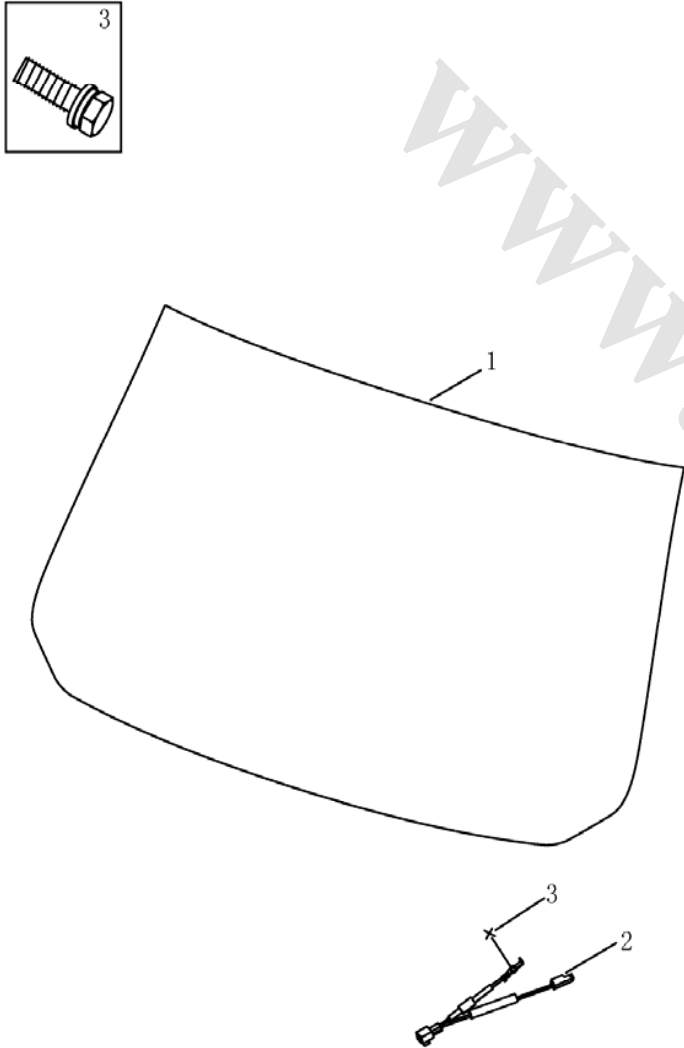


NO.	PART NO.	DES	QTY	REMARK
1	106200328602	REAR END PANEL	1	
2	106200329702	REAR CROSS MEMBER ASSY.	1	
3	106200330302	REAR CROSS MEMBER CUSHION	2	
4	106200231502	REAR BUMPER BRACKET	3	
5	106200296502	REAR BUMPER LOWER BRACKET	2	
6	JQ320C10T13F3	HEXAGON FLANGE NUT	4	
7	JQ146C1025	HEXAGON HEAD BOLT & PLAIN WASHER ASSY.	8	

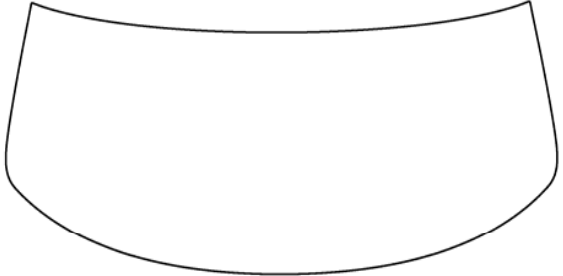
18. TRUNK BAFFLE PLATE(FE-1)

	NO.	PART NO.	DES	QTY	REMARK
	1	106200255902	TRUNK BAFFLE PLATE ASSY.	1	

19. REAR WINDSHIELD(FE-1)

	NO.	PART NO.	DES	QTY	REMARK
	1	1068001141	REAR WINDSHIELD ASSY.	1	
	2	1067001301	REAR WINDSHIELD DEFROST WIRE	1	
	3	Q1460616	HEXAGON HEAD BOLT,SPRING WASHER & PLAIN WASHER ASSY.	1	

19. REAR WINDSHIELD(FE-2)

	NO.	PART NO.	DES	QTY	REMARK
	1	1068003152	BACK DOOR GLASS ASSY.	1	

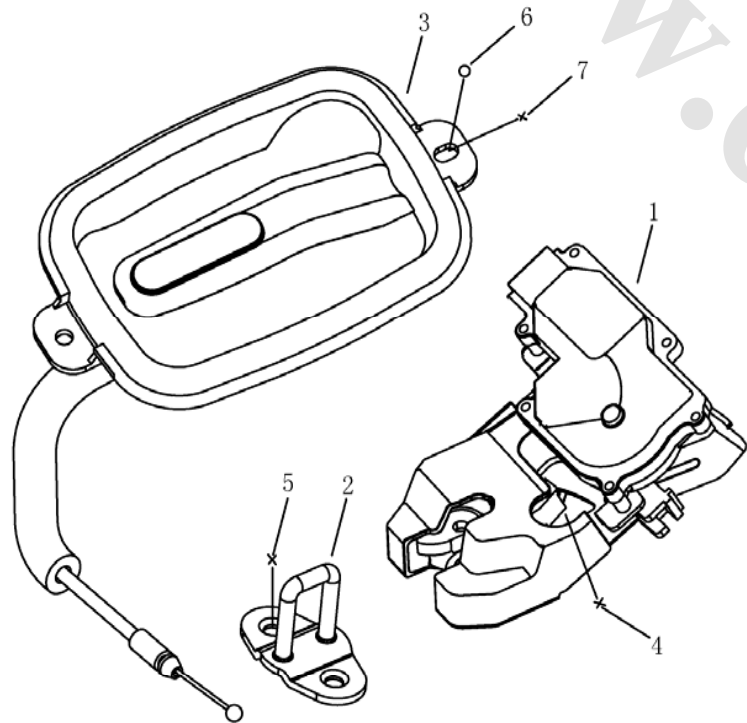
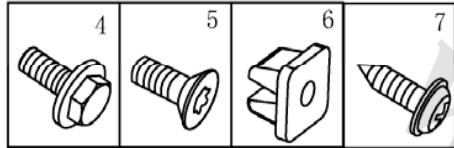
20. TRUNK LID(FE-1)

	NO.	PART NO.	DES	QTY	REMARK
	1	106200290202	TRUNK LID ASSY.	1	
	2	1068002163	TRUNK LID LEFT HINGE BAR	1	
	3	1068002164	TRUNK LID RIGHT HINGE BAR	1	
	4	1062002917	TRUNK LID HINGE ASSY.	2	
	5	1062002032	TRUNK LID HINGE SHAFT	2	
	6	1068002161	TRUNK LID SEAL	1	
	7	1068000210	CUSHION BLOCK $\phi 15 \times 35$	2	
	8	1068002170	TRUNK LID TRIM	1	
	9	1068002170	TRUNK LID TRIM SEAL	1	
	10	Q43650	CIRCLIP	2	
	11		BOLT	2	
	12	1068002172	M-CLIP	8	
	13	Q32005	HEXAGON FLANGE NUT	2	
	14	Q1840835	HEXAGON FLANGE BOLT	4	
	15	1068002165	TRUNK LID HINGE BAR BRACKET	1	
	16	1068020189	EMBLEM (120mm)	1	

20. BACK DOOR(FE-2)

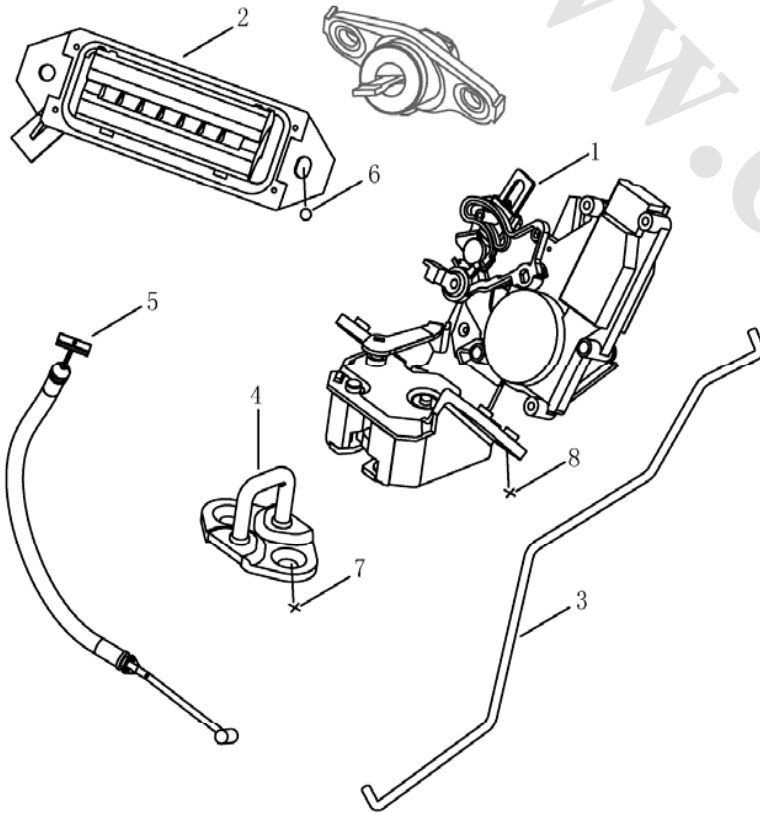
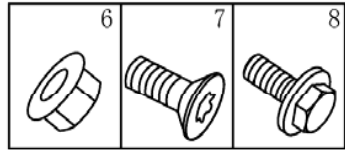
	NO.	PART NO.	DES	QTY	REMARK
	1	106200303202	BACK DOOR ASSY.	1	
	2	1068003246	BACK DOOR SEAL	1	
	3	1062003335	BACK DOOR HINGE ASSY.	2	
	4	1068003240	BACK DOOR LEFT AIR SPRING	1	
	5	1068003545	BACK DOOR RIGHT AIR SPRING	1	
	6	1018006162	TRUNK LID CUSHION BLOCK	2	
	7	1068003014	BACK DOOR MOLDING	1	
	8		BACK DOOR MOLDING SEAL	1	
	9	JQ1670821T	HEXAGON FLANGE BOLT	4	
	10	Q32008	HEXAGON FLANGE NUT	4	
	11	1018006387	AIR SPRING BOLT	4	
	12	1068002172	M-CLIP	2	
	13		BOLT	4	
	14	Q32005	HEXAGON FLANGE NUT	4	
	15	1068020190	EMBLEM (90mm)	1	

21. TRUNK LID LOCK(FE-1)




NO.	PART NO.	DES	QTY	REMARK
1	1068002167	ROOF SKIN OUTER PANEL	1	
2	1068002168	REAR CROSS BEAM,ROOF SKIN	1	
3	1068002174	MIDDLE CROSS BEAM,ROOF SKIN	1	
4	Q1840612	FRONT CROSS BEAM,ROOF SKIN	1	
5	Q2580612	INNER HEXAGON FLOWER HEAD SCREW	2	
6	JQ398A8886	PLASTIC NUT	2	
7	Q2204816	CROSS SLOTTED SELF-TAPPING SCREW & WASHER ASSY.	2	

21. BACK DOOR LOCK(FE-2)

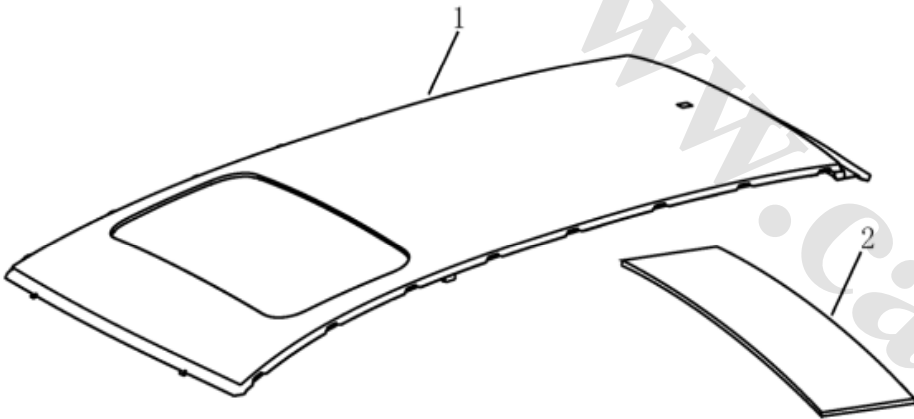


NO.	PART NO.	DES	QTY	REMARK
1	1068003360	BACK DOOR LOCK ASSY.	1	
2	1068003242	BACK DOOR UNLOCK HANDLE ASSY.	1	
3	1068001384	BACK DOOR UNLOCK ROD	1	
4	1068003243	BACK DOOR LOCK BUCKLE	1	
5	1068001385	BACK DOOR UNLOCK CABLE	1	
6	Q32006	HEXAGON FLANGE NUT	2	
7	Q2580822	INNER HEXAGON HEAD SCREW	2	
8	Q1840612	HEXAGON FLANGE BOLT	3	

22.ROOF SKIN(FE-1)


	NO.	PART NO.	DES	QTY	REMARK
	1	106200250802	ROOF SKIN ASSY.	1	
	2	1068020526	ROOF HEAT INSULATOR	1	

22.ROOF SKIN(FE-1)(SUNROOF)

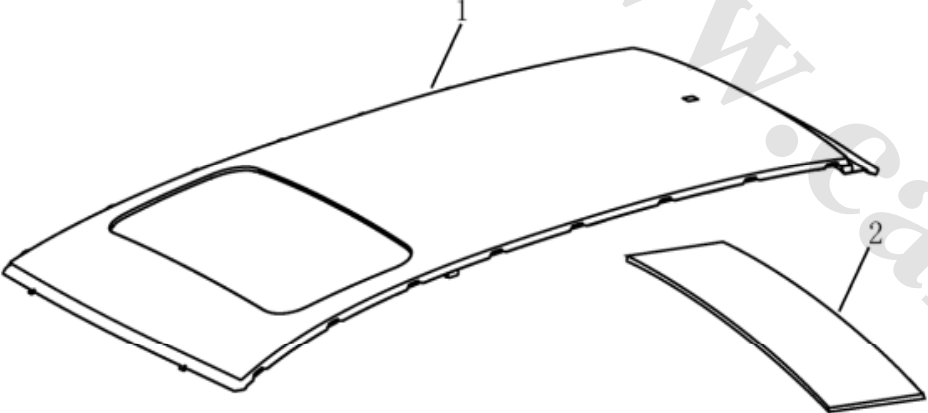
	NO.	PART NO.	DES	QTY	REMARK
	1	106200252802	ROOF SKIN ASSY.(SUNROOF)	1	
	2	1068020526	ROOF HEAT INSULATOR	1	

22.ROOF SKIN(FE-2)

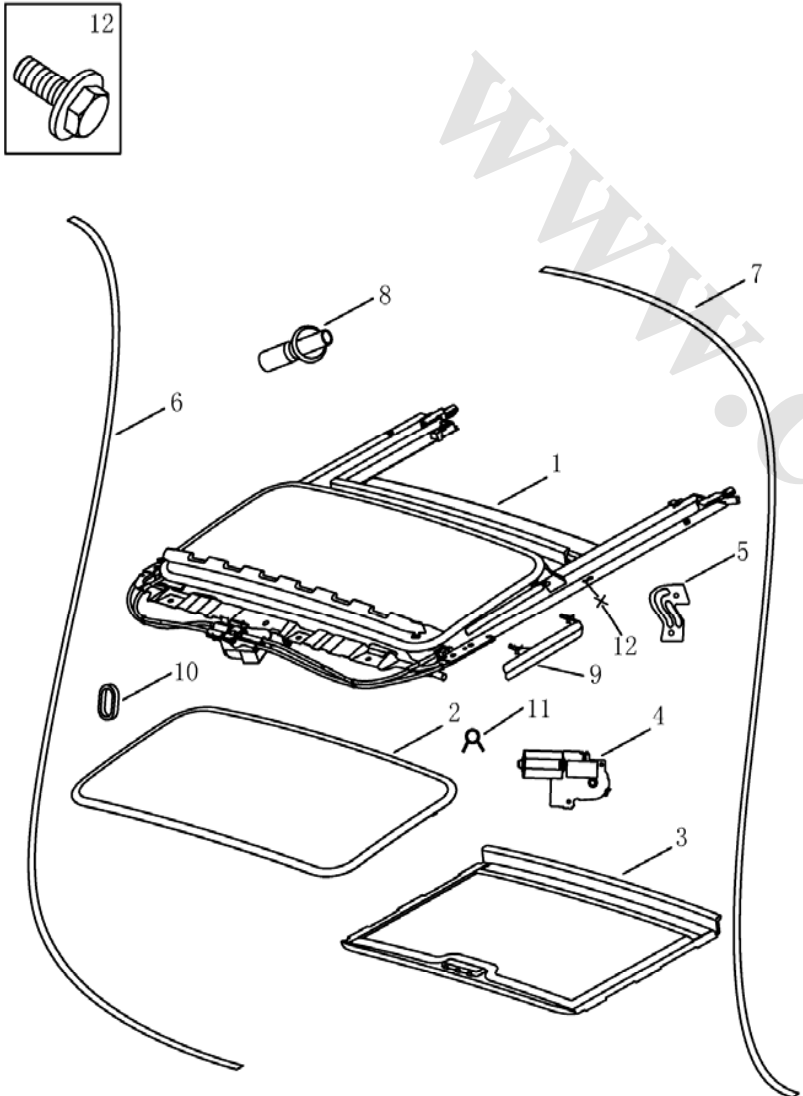
NO.	PART NO.	DES	QTY	REMARK
1	106200320002	ROOF SKIN ASSY.	1	
2	1068020526	ROOF HEAT INSULATOR	1	



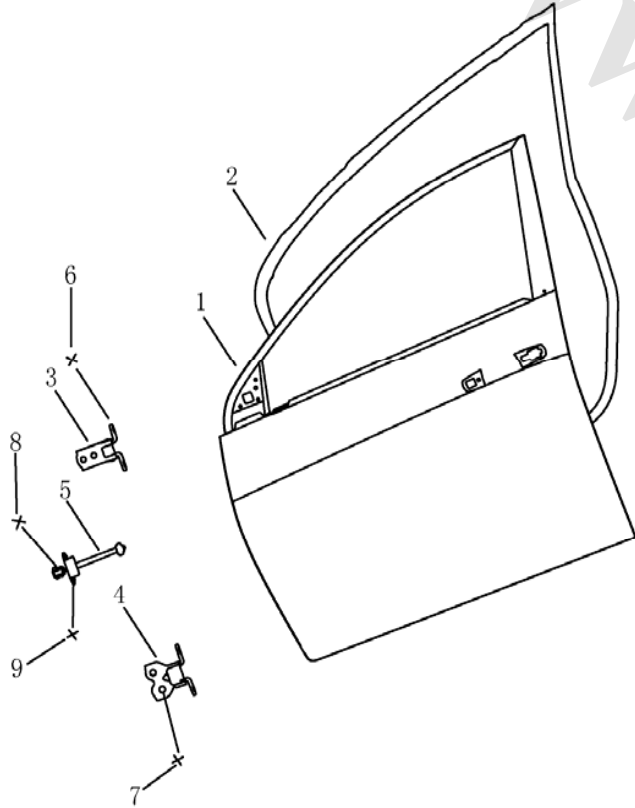
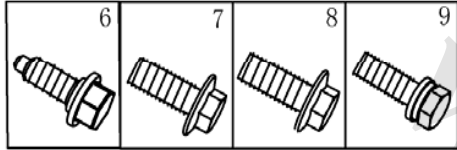
22.ROOF SKIN(FE-2)(SUNROOF)

	NO.	PART NO.	DES	QTY	REMARK
	1	106200322002	ROOF SKIN ASSY.(SUNROOF)	1	
	2	1068020526	ROOF HEAT INSULATOR	1	

23. SUNROOF

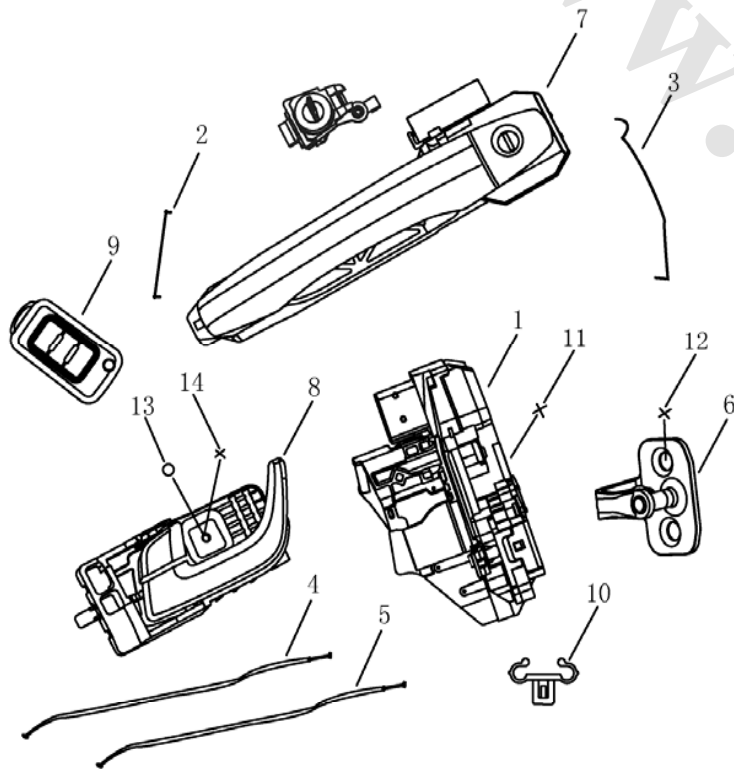
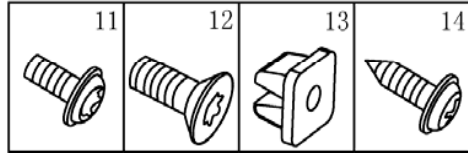
	NO.	PART NO.	DES	QTY	REMARK
	1	1068002185	SUNROOF ASSY.	1	
	2	1068003657	SUNROOF GLASS	1	
	3	1068003658	SUNROOF SUN VISOR	1	
	4	1068003659	SUNROOF MOTOR	1	
	5	1068002186	SUNROOF REINFORCEMENT LR BRACKET	1	
	5	1068002187	SUNROOF REINFORCEMENT RR BRACKET	1	
	6	1068001387	SUNROOF FRONT WATER PIPE	2	
	7	1068001388	SUNROOF REAR WATER PIPE	2	
	8	1068000038	REAR WATER PIPE JOINT	4	
	9	1068003704	LEFT TRIM	1	
	9	1068021862	RIGHT TRIM	1	
	10	1017003760	STRIP	8	
11	Q673B155	HOOP	4		
12	Q1840612	HEXAGON FLANGE BOLT	11		

24.FRONT DOOR



NO.	PART NO.	DES	QTY	REMARK
1	106200264202	LF DOOR ASSY.	1	
1	106200269202	RF DOOR ASSY.	1	
2	1068002040	LF DOOR WEATHERSTRIP	1	
2	1068002067	RF DOOR WEATHERSTRIP	1	
3	1062002670	LF DOOR UPPER HINGE	1	
3	1062002720	RF DOOR UPPER HINGE	1	
4	1062002672	LF DOOR LOWER HINGE	1	
4	1062002722	RF DOOR LOWER HINGE	1	
5	1068002037	FRONT DOOR CHECK	2	
6	JQ1870823	HEXAGON FLANGE BOLT	8	
7	Q1840820	HEXAGON FLANGE BOLT	8	
8	JQ1840816TIF31	BOLT M6X12	2	
9	Q1400616	HEXAGON HEAD BOLT & PLAIN WASHER ASSY.	4	

25.FRONT DOOR LOCK

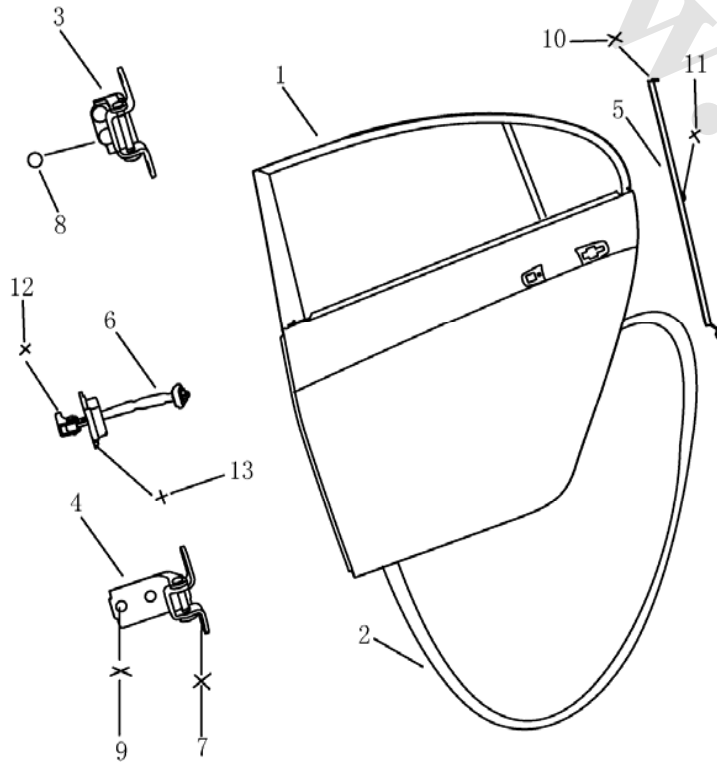
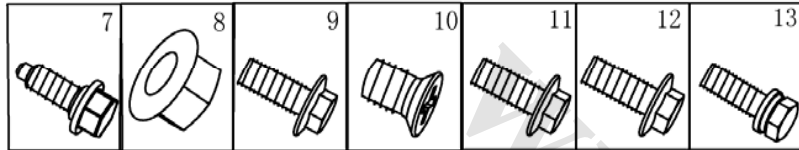


NO.	PART NO.	DES	QTY	REMARK
1	1018011207	LF DOOR LOCK ASSY.	1	
1	1018011208	RF DOOR LOCK ASSY.	1	
1	1018011213	LF DOOR LOCK ASSY.(EXPORT)	1	
1	1018011215	RF DOOR LOCK ASSY.(EXPORT)	1	
2	1068002084	LF DOOR LOCK CYLINDER ROD	1	
2	1068002088	RF DOOR LOCK CYLINDER ROD	1	
3	1068002085	LF DOOR LOCK OUTER UNLOCK ROD	1	
3	1068002089	RF DOOR LOCK OUTER UNLOCK ROD	1	
4	1068002086	LF DOOR LOCK INNER LOCKING CABLE	1	
4	1068002090	RF DOOR LOCK INNER LOCKING CABLE	1	
5	1068002087	FRONT DOOR LOCK INNER UNLOCK CABLE	2	
5	1068002033	DOOR LOCK BUCKLE ASSY.	2	
6	1068002048	LF DOOR OUTER HANDLE	1	
7	1068002074	RF DOOR OUTER HANDLE	1	
8	1068002029	LEFT DOOR INNER HANDLE	1	
8	1068002076	RIGHT DOOR INNER HANDLE	1	
9	1067001247	REMOTE CONTROL ASSY.	1	
10	1018011198	DOOR LOCKING CABLE CLIP	2	
11	Q2150616F9	INNER HEXAGON HEAD SCREW	6	
12	Q2580822	INNER HEXAGON HEAD SCREW	4	
13	JQ398A8886	PLASTIC NUT	2	
14	Q2204816	CROSS SLOTTED HEAD SCREW & PLAIN WASHER ASSY.	2	

26. FRONT DOOR GLASS

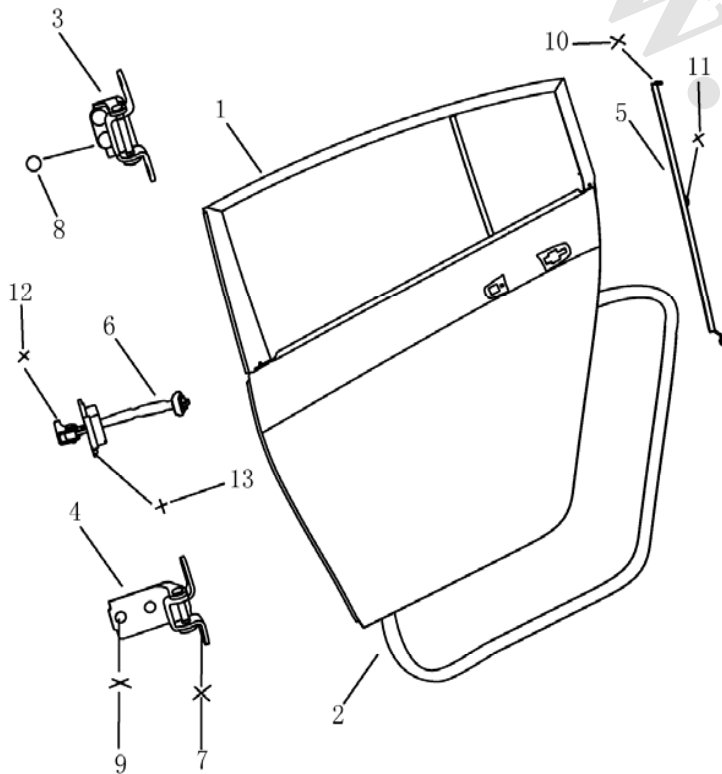
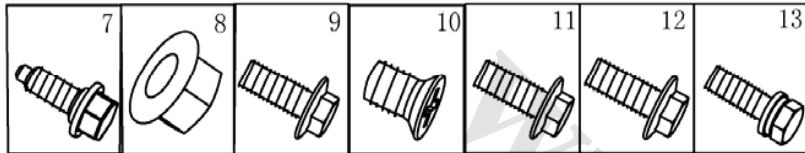
	NO.	PART NO.	DES	QTY	REMARK
	1	1068002034	LF DOOR GLASS	1	
	1	1068002063	RF DOOR GLASS	1	
	2	1068002035	LF DOOR GLASS CHANNEL	1	
	2	1068002064	RF DOOR GLASS CHANNEL	1	
	3	1067001502	LF DOOR GLASS REGULATOR ASSY.(ELECTRIC)	1	
	3	1067001512	RF DOOR GLASS REGULATOR ASSY.(ELECTRIC)	1	
	3	1067001503	LF DOOR GLASS REGULATOR ASSY.(ELECTRIC)	1	ANTI-NIP
	3	1067001513	RF DOOR GLASS REGULATOR ASSY.(ELECTRIC)	1	ANTI-NIP
	4	1068002043	LF DOOR GLASS EXTERIOR WEATHERSTRIP	1	GB,GS
	4	1068002069	RF DOOR GLASS EXTERIOR WEATHERSTRIP	1	GB,GS
	4	1068020497	LF DOOR GLASS EXTERIOR WEATHERSTRIP	1	GL,GT
	4	1068020498	RF DOOR GLASS EXTERIOR WEATHERSTRIP	1	GL,GT
	5	1068002590	LF DOOR GLASS INTERIOR WEATHERSTRIP	1	
5	1068002690	RF DOOR GLASS INTERIOR WEATHERSTRIP	1		
6	1018012569	CUSHION BLOCK	2		
7	1068002039	LF DOOR WATERPROOF FILM	1		
7	1068002066	RF DOOR WATERPROOF FILM	1		
8	Q1860612	HEXAGON FLANGE BOLT	2		
9	JQ32006	HEXAGON FLANGE NUT	4		
10	Q2714295	CROSS SLOTTED SELF-TAPPING SCREW	2		
11	1068003546	FRONT TRIM FILM,LF DOOR	1		
11	1068003548	FRONT TRIM FILM,RF DOOR	1		
12	1068003547	REAR TRIM FILM,LF DOOR	1		
12	1068003549	REAR TRIM FILM,RF DOOR	1		
13	1018005048	FRONT DOOR HOLE	2		

27. REAR DOOR(FE-1)



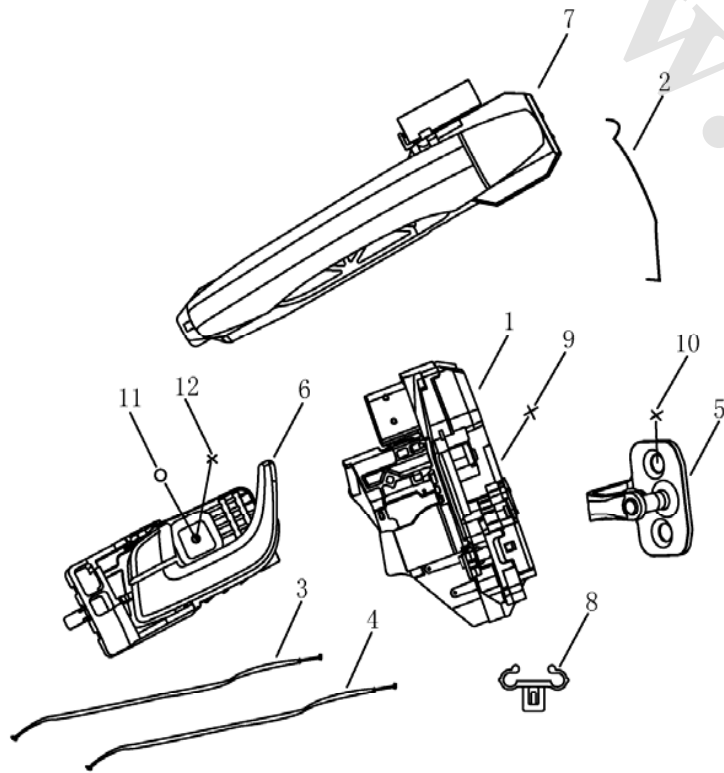
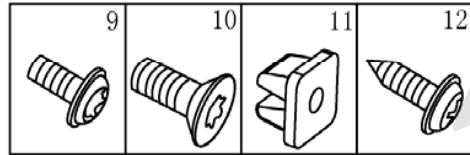
NO.	PART NO.	DES	QTY	REMARK
1	106200276202	LR DOOR ASSY.	1	
1	106200282202	RR DOOR ASSY.	1	
2	1068002107	LR DOOR WEATHERSTRIP	1	
2	1068002145	RR DOOR WEATHERSTRIP	1	
3	1062002798	LR DOOR UPPER HINGE ASSY.	1	
3	1062002857	RR DOOR UPPER HINGE ASSY.	1	
4	1062002800	LR DOOR LOWER HINGE ASSY.	1	
4	1062002859	RR DOOR LOWER HINGE ASSY.	1	
5	1062002792	LR DOOR GLASS BAFFLE PLATE	1	
5	1062002851	RR DOOR GLASS BAFFLE PLATE	1	
6	1068002104	REAR DOOR CHECK	2	
7	JQ1870823	HEXAGON FLANGE BOLT	8	
8	Q32008	HEXAGON FLANGE NUT	4	
9	Q1840820	HEXAGON FLANGE BOLT	4	
10	Q2540508	CROSS SLOTTED SCREW	2	
11	Q1860610	HEXAGON FLANGE BOLT	4	
12	JQ1840816TIF31	BOLT M6X12	2	
13	Q1400616	HEXAGON HEAD BOLT & PLAIN WASHER ASSY.	4	

27. REAR DOOR(FE-2)



NO.	PART NO.	DES	QTY	REMARK
1	106200305102	LR DOOR ASSY.	1	
1	106200307602	RR DOOR ASSY.	1	
2	1068003258	LR DOOR WEATHERSTRIP	1	
2	1068003271	RR DOOR WEATHERSTRIP	1	
3	1062002798	LR DOOR UPPER HINGE ASSY.	1	
3	1062002857	RR DOOR UPPER HINGE ASSY.	1	
4	1062002800	LR DOOR LOWER HINGE ASSY.	1	
4	1062002859	RR DOOR LOWER HINGE ASSY.	1	
5	1062003057	LR DOOR GLASS BAFFLE PLATE	1	
5	1062003082	RR DOOR GLASS BAFFLE PLATE	1	
6	1068002104	REAR DOOR CHECK	2	
7	JQ1870823-Ha	HEXAGON FLANGE BOLT	8	
8	Q32008	HEXAGON FLANGE NUT	4	
9	Q1840820	HEXAGON FLANGE BOLT	4	
10	Q2540508	CROSS SLOTTED SCREW	2	
11	Q1860610	HEXAGON FLANGE BOLT	4	
12	JQ1840816TIF31	BOLT M6X12	2	
13	Q1400616	HEXAGON HEAD BOLT & PLAIN WASHER ASSY.	4	

28. REAR DOOR LOCK

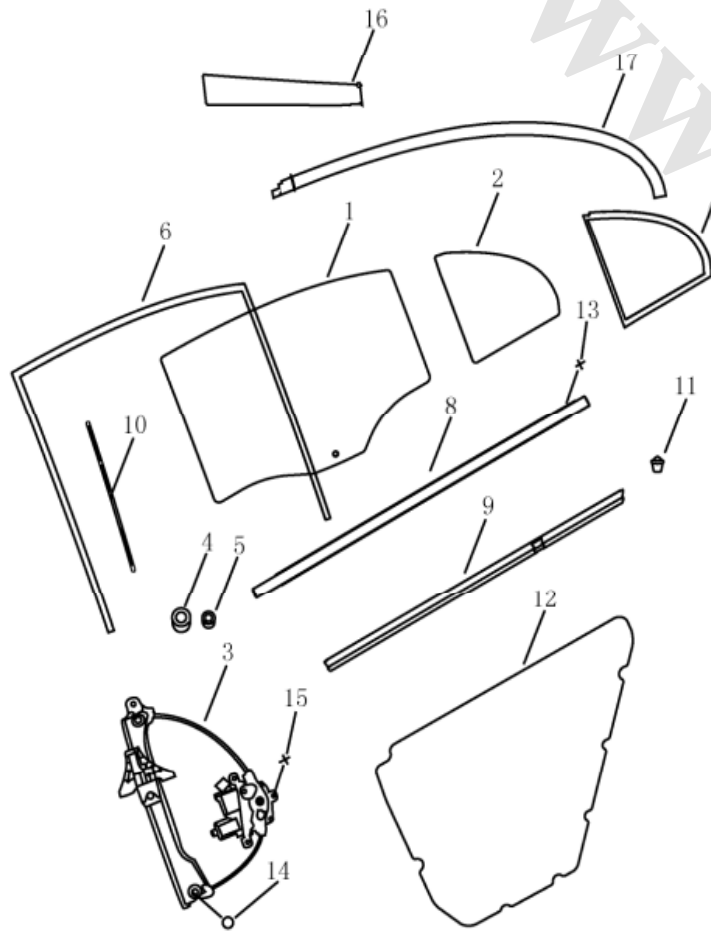
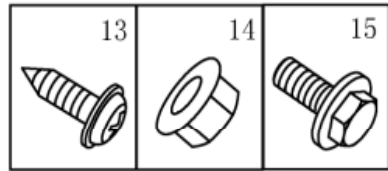


NO.	PART NO.	DES	QTY	REMARK
1	1018011209	LR DOOR LOCK ASSY.	1	
1	1018011210	RR DOOR LOCK ASSY.	1	
2	1068002116	LR DOOR LOCK OUTER UNLOCK ROD	1	
2	1068002156	RR DOOR LOCK OUTER UNLOCK ROD	1	
3	1068002118	LR DOOR LOCK INNER LOCKING CABLE	1	
3	1068002151	RR DOOR LOCK INNER LOCKING CABLE	1	
4	1068002119	REAR DOOR LOCK INNER UNLOCK CABLE	2	
5	1068002033	DOOR LOCK BUCKLE	2	
6	1068002029	LEFT DOOR INNER HANDLE	1	
6	1068002076	RIGHT DOOR INNER HANDLE	1	
7	1068002113	LR DOOR OUTER HANDLE	1	
7	1068002152	RR DOOR OUTER HANDLE	1	
8	1018011198	DOOR LOCK CABLE CLIP	2	
9	Q2150616F9	INNER HEXAGON HEAD SCREW	6	
10	Q2580822	INNER HEXAGON HEAD SCREW M8×16	4	M8×16
11	JQ398A8886	PLASTIC NUT	2	
12	Q2204816	CROSS SLOTTED HEAD SCREW & PLAIN WASHER ASSY.	2	
12	Q2204816G	CROSS SLOTTED HEAD SCREW & PLAIN WASHER ASSY.(EXPORT)	2	

29.REAR DOOR GLASS(FE-1)

	NO.	PART NO.	DES	QTY	REMARK
	1	1068002097	LR DOOR GLASS	1	
	1	1068002137	RR DOOR GLASS	1	
	2	1068002099	LR DOOR QUARTER GLASS	1	
	2	1068002139	RR DOOR QUARTER GLASS	1	
	3	1067001522	LR DOOR GLASS REGULATOR ASSY.(ELECTRIC)	1	
	3	1067001532	RR DOOR GLASS REGULATOR ASSY.(ELECTRIC)	1	
	3	1067001523	LR DOOR GLASS REGULATOR ASSY.(ELECTRIC)	1	ANTI-NIP
	3	1067001533	RR DOOR GLASS REGULATOR ASSY.(ELECTRIC)	1	ANTI-NIP
	4	1068001828	SMALL PIN	2	
	5	1068001829	BIG PIN	2	
	6	1068002098	LR DOOR GLASS CHANNEL	1	
	6	1068002138	RR DOOR GLASS CHANNEL	1	
	7	1068002100	LR DOOR QUARTER GLASS WEATHERSTRIP	1	
	7	1068002140	RR DOOR QUARTER GLASS WEATHERSTRIP	1	
	8	1068002109	LR DOOR GLASS EXTERIOR WEATHERSTRIP	1	
8	1068002147	RR DOOR GLASS EXTERIOR WEATHERSTRIP	1		
9	1068002734	LR DOOR GLASS INTERIOR WEATHERSTRIP	1		
9	1068002834	RR DOOR GLASS INTERIOR WEATHERSTRIP	1		
10	1068002114	REAR DOOR BAR	1		
11	1018012569	CUSHION BLOCK	2		
12	1068002106	LR DOOR WATERPROFF FILM	1		
12	1068002144	RR DOOR WATERPROFF FILM	1		
13	Q2714295	CROSS SLOTTED SELF-TAPPING SCREW	4		
14	JQ32006	HEXAGON FLANGE NUT	4		
15	Q1860612	HEXAGON FLANGE BOLT	6		

29.REAR DOOR GLASS(FE-1)

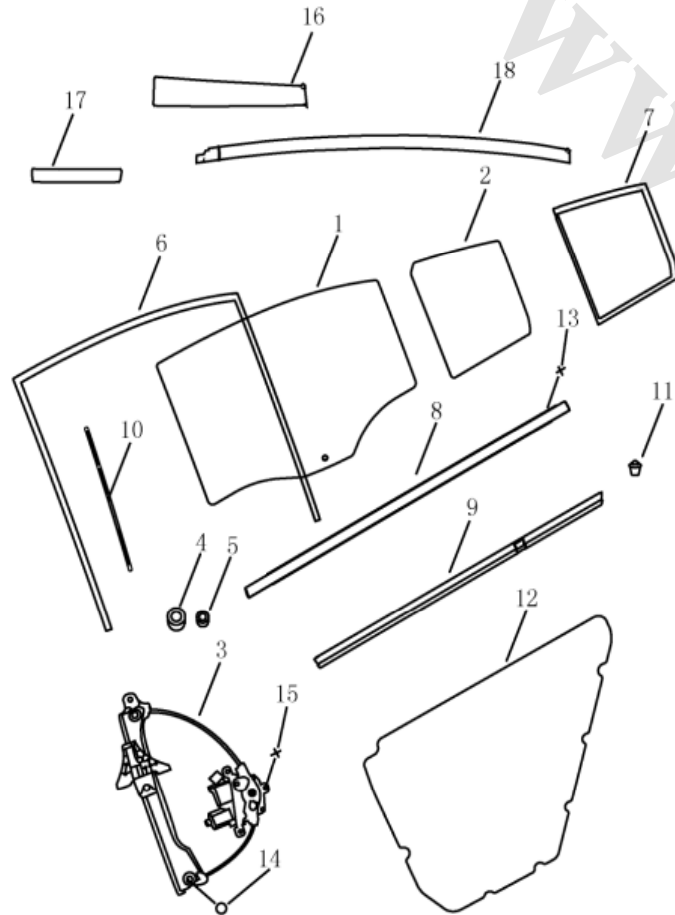
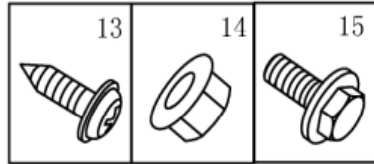


NO.	PART NO.	DES	QTY	REMARK
16	1068003550	FRONT TRIM FILM,LR DOOR	1	
16	1068003552	FRONT TRIM FILM,RR DOOR	1	
17	1068003551	REAR TRIM FILM,LR DOOR	1	
17	1068003553	REAR TRIM FILM,RR DOOR	1	

29.REAR DOOR GLASS(FE-2)

	NO.	PART NO.	DES	QTY	REMARK
	1	1068003253	LR DOOR GLASS	1	
	1	1068003254	RR DOOR GLASS	1	
	2	1068003256	LR DOOR QUARTER GLASS	1	
	2	1068003255	RR DOOR QUARTER GLASS	1	
	3	1067001522	LR DOOR GLASS REGULATOR ASSY.(ELECTRIC)	1	
	3	1067001532	RR DOOR GLASS REGULATOR ASSY.(ELECTRIC)	1	
	3	1067001523	LR DOOR GLASS REGULATOR ASSY.(ELECTRIC)	1	ANTI-NIP
	3	1067001533	RR DOOR GLASS REGULATOR ASSY.(ELECTRIC)	1	ANTI-NIP
	4	1068001828	SMALL PIN	2	
	5	1068001829	BIG PIN	2	
	6	1068003292	LR DOOR GLASS CHANNEL	1	
	6	1068003269	RR DOOR GLASS CHANNEL	1	
	7	1068003268	LR DOOR QUARTER GLASS WEATHERSTRIP	1	
	7	1068003281	RR DOOR QUARTER GLASS WEATHERSTRIP	1	
	8	1068002109	LR DOOR GLASS EXTERIOR WEATHERSTRIP	1	
8	1068002147	RR DOOR GLASS EXTERIOR WEATHERSTRIP	1		
9	1068002734	LR DOOR GLASS INTERIOR WEATHERSTRIP	1		
9	1068002834	RR DOOR GLASS INTERIOR WEATHERSTRIP	1		
10	1068002114	REAR DOOR BAR	1		
11	1018012569	CUSHION BLOCK	2		
12	1068002106	LR DOOR WATERPROFF FILM	1		
12	1068002144	RR DOOR WATERPROFF FILM	1		
13	Q2714295	CROSS SLOTTED SELF-TAPPING SCREW	4		
14	JQ32006	HEXAGON FLANGE NUT	4		
15	Q1860612	HEXAGON FLANGE BOLT	6		

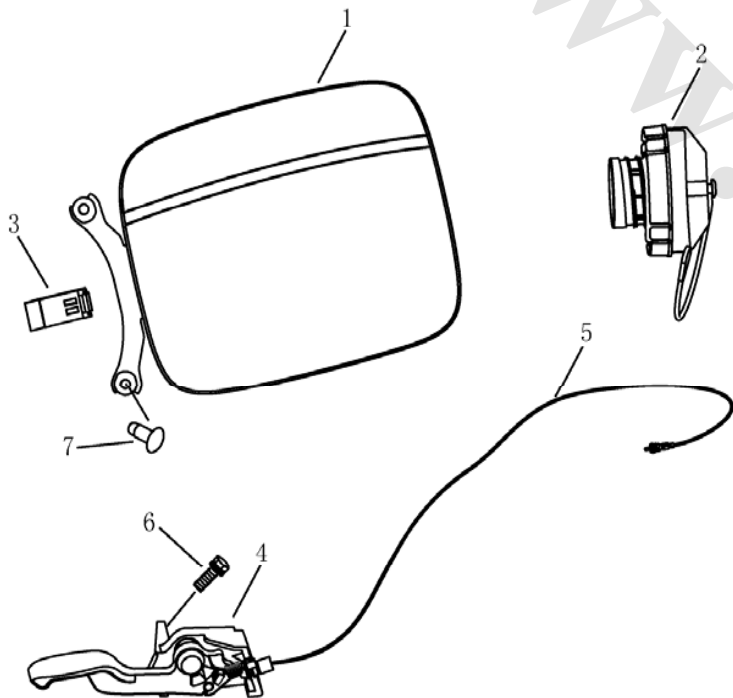
29.REAR DOOR GLASS(FE-1)



NO.	PART NO.	DES	QTY	REMARK
16	1068003698	FRONT TRIM FILM,LR DOOR	1	
16	1068003699	FRONT TRIM FILM,RR DOOR	1	
17	1068003702	REAR TRIM FILM,LR DOOR	1	
17	1068003703	REAR TRIM FILM,RR DOOR	1	
18	1068003700	CENTER TRIM FILM,LR DOOR	1	
18	1068003701	CENTER TRIM FILM,RR DOOR	1	

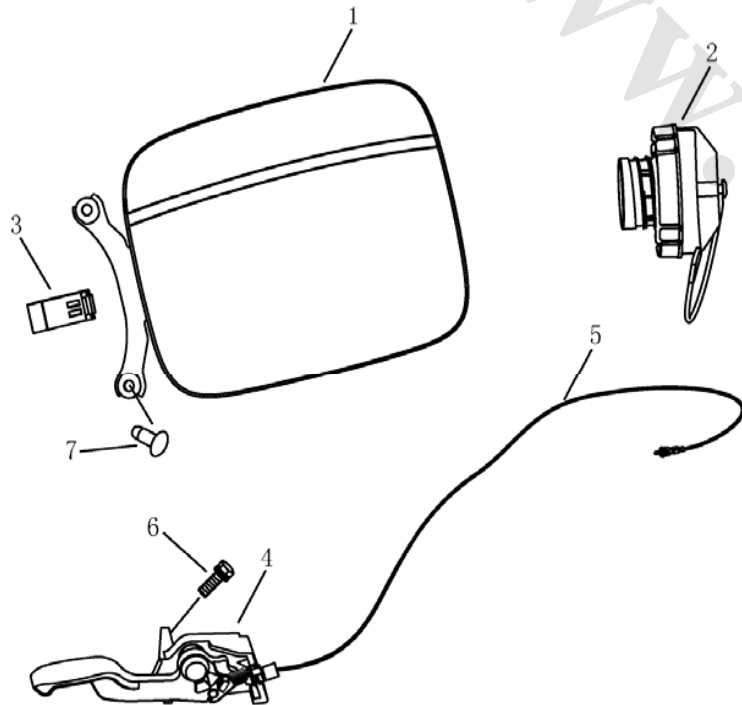
30. FUEL FILLING CAP(FE-1)

NO.	PART NO.	DES	QTY	REMARK
1	106200295102	FUEL FILLER CAP OUTER PANEL	1	
2	1064001138	FUEL FILLER CAP	1	
3	1064000018	SPRING	1	
4	1068002182	FUEL FILLER CAP UNLOCK HANDLE	1	
5	1068002183	FUEL FILLER CAP CABLE	1	
6	Q1460620	HEXAGON HEAD BOLT & PLAIN WASHER ASSY.	1	
7	Q4400610	SCREW	2	



30. FUEL FILLING CAP(FE-2)

NO.	PART NO.	DES	QTY	REMARK
1	106200323002	FUEL FILLER CAP OUTER PANEL	1	
2	1064001138	FUEL FILLER CAP	1	
3	1064000018	SPRING	1	
4	1068002182	FUEL FILLER CAP UNLOCK HANDLE	1	
5	1068002183	FUEL FILLER CAP CABLE	1	
6	Q1460620	HEXAGON HEAD BOLT & PLAIN WASHER ASSY.	1	
7	Q4400610	SCREW	2	



6. CHASSIS

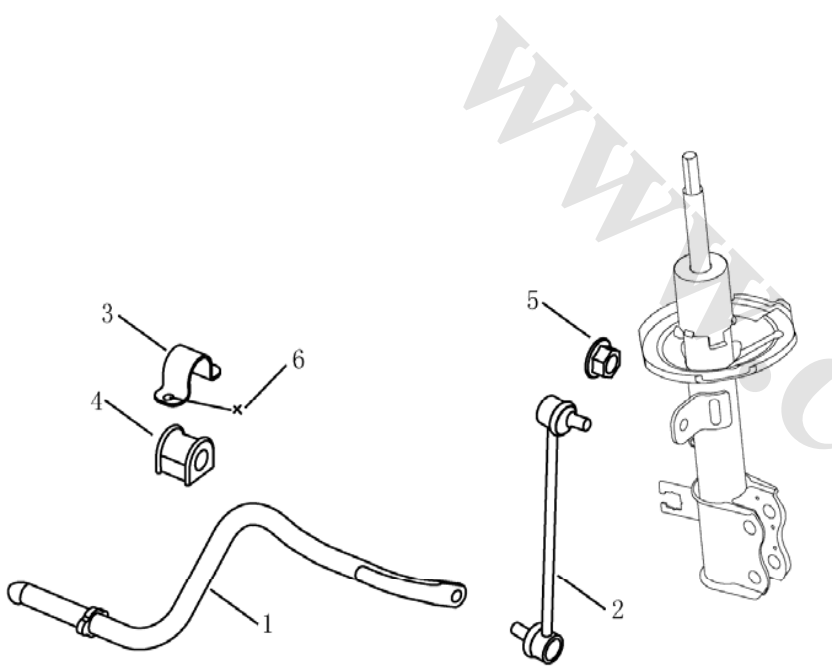
1. SUSPENSION CROSS MEMBER

NO.	PART NO.	DES	QTY	REMARK
1	1064001379	FRONT SUSPENSION CROSS MEMBER ASSY.	1	
2	1064000088	SIDE RAIL ASSY.	1	
3	JQ184B1455TF3	HEXAGON FLANGE BOLT & PLAIN WASHER ASSY.	2	
4	JQ184B1495TF3	HEXAGON FLANGE BOLT & PLAIN WASHER ASSY.	2	
5	JQ140C1018TF2	HEXAGON HEAD BOLT & PLAIN WASHER ASSY.	2	

2. FRONT SHOCK ABSORBER

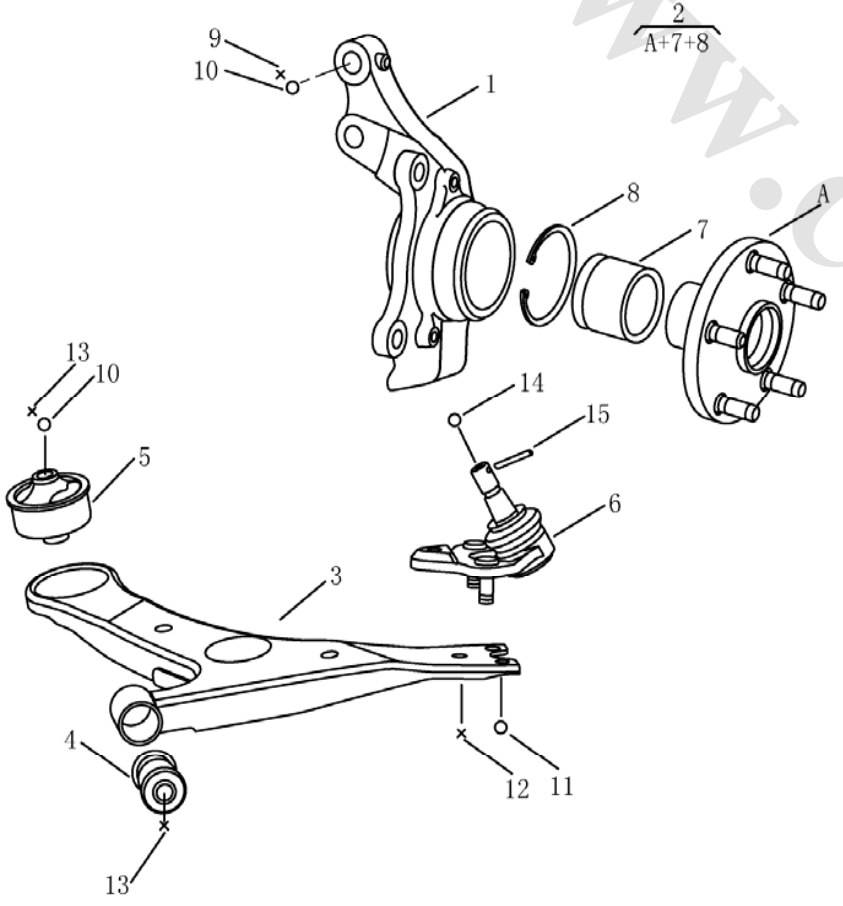
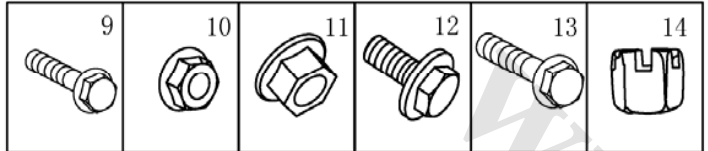
	NO.	PART NO.	DES	QTY	REMARK
	1	1064001256	LF SHOCK ABSORBER ASSY.	1	
	1	1064001257	RF SHOCK ABSORBER ASSY.	1	
	2	1064001255	FRONT COIL SPRING	2	
	3	1064001694	FRONT COIL SPRING UPPER SEAT	2	
	4	1064001387	FRONT SHOCK ABSORBER DUST BOOT	2	
	5	1064001259	FRONT COIL SPRING UPPER INSULATOR	2	
	6	1064001386	FRONT COIL SPRING LOWER INSULATOR	2	
	7	1064001262	FRONT SHOCK ABSORBER UPPER SEAT ASSY.	2	
	8	1064001258	FRONT SHOCK ABSORBER CUSHION BLOCK	2	
	9	1064001261	FRONT SHOCK ABSORBER UPPER SEAT OIL SEAL	2	
	10	1064001677	HEXAGON FLANGE NUT	2	
	11	1064001695	FRONT SHOCK ABSORBER UPPER SEAT COVER	2	
12		HEXAGON FLANGE NUT	6		

3. FRONT STABILIZER BAR

	NO.	PART NO.	DES	QTY	REMARK
	1	1064001044	FRONT STABILIZER BAR ASSY.	1	
	2	1064000097	FRONT STABILIZER BAR CONNECTING ROD	2	
	3	1064000095	FRONT STABILIZER BAR CLIP	2	
	4	1064001045	FRONT STABILIZER BAR BUSH	2	
	5	JQ320B12T13F2	HEXAGON FLANGE NUT	4	
	6	Q1400825	HEXAGON HEAD BOLT & PLAIN WASHER ASSY.	4	

4. FRONT SUSPENSION ARM

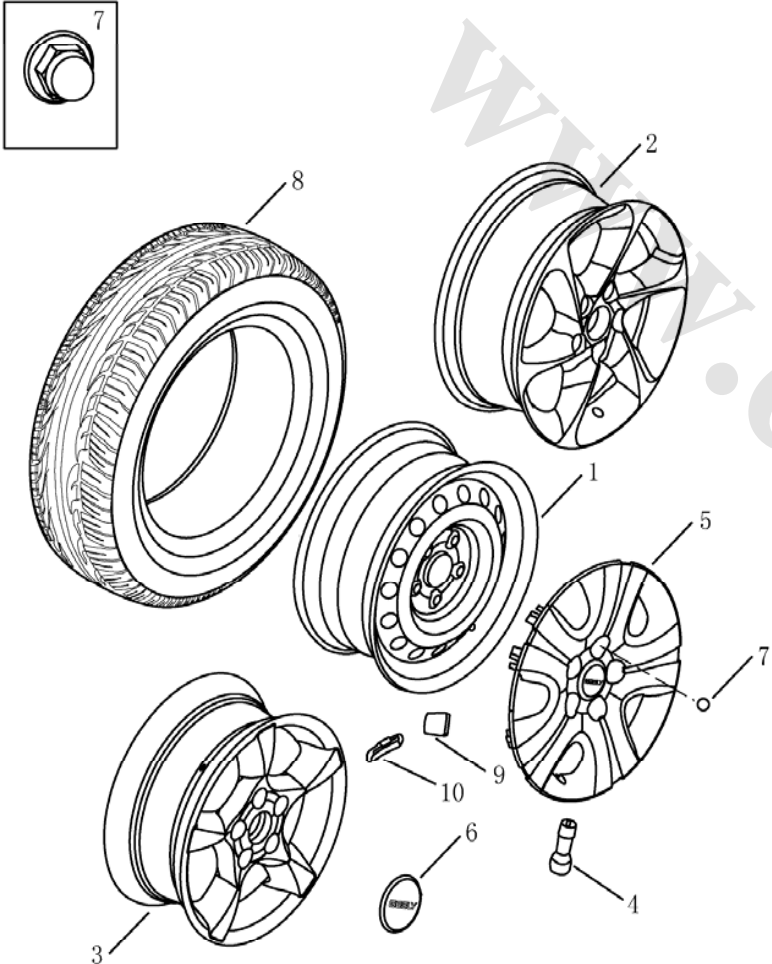
NO.	PART NO.	DES	QTY	REMARK
1	1064001279	LEFT STEERING KNUCKLE	1	
1	1064001280	RIGHT STEERING KNUCKLE	1	
2	1064001282	FRONT WHEEL HUB ASSY.	2	
3	1064001264	LEFT LOWER ARM ASSY.	1	
3	1064001111	RIGHT LOWER ARM ASSY.	1	
4	1064001265	LOWER ARM FRONT BUSH	2	
5	1064001266	LOWER ARM REAR BUSH	2	
6	1064001978	LOWER ARM BALL ASSY.	2	
7	1064001701	DUAL ROW BALL BEARING	2	
8	1064001702	WHEEL HUB BEARING CIRCLIP	2	
9		HEXAGON FLANGE BOLT	4	
10		HEXAGON FLANGE NUT	6	
11		HEXAGON FLANGE LOCKING NUT	4	
12		HEXAGON FLANGE LOCKING BOLT	2	
13		HEXAGON HEAD BOLT & PLAIN WASHER ASSY.	4	
14		HEXAGON SLOTTED NUT	2	
15	Q5003230	COTTER PIN	2	



5. REAR SHOCK ABSORBER

	NO.	PART NO.	DES	QTY	REMARK
	1	1064001268	REAR SHOCK ABSORBER ASSY.	2	
	2	1064001270	REAR COIL SPRING	2	
	3	1064001488	LR SHOCK ABSORBER BRACKET	2	
	3	1064001489	RR SHOCK ABSORBER BRACKET	2	
	4	1064001696	REAR SHOCK ABSORBER CUSHION BLOCK	2	
	5	1064001699	LOWER SEAT LOWER PRESSURE PLATE	2	
	6	1064001490	REAR COIL SPRING UPPER INSULATOR	2	
	7	1064001697	REAR SHOCK ABSORBER LOWER SEAT	2	
	8	1064001273	REAR SHOCK ABSORBER UPPER SEAT	2	
	9	1064001698	UPPER SEAT UPPER PRESSURE PLATE	2	
	10	1064001678	HEXAGON FLANGE LOCKING NUT	2	
	11	JQ184C1025Kb	HEXAGON FLANGE BOLT	2	
	12	JQ320C10HT13F13	HEXAGON FLANGE NUT	4	
	13	JQ321B14T13F3	HEXAGON FLANGE NUT	2	
14	Q402Db14	BIG PLAIN WASHER	2		

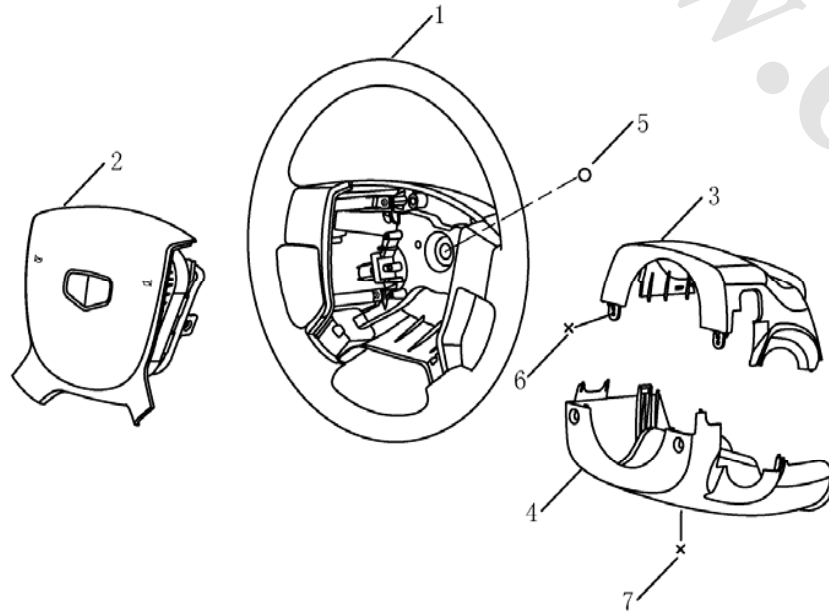
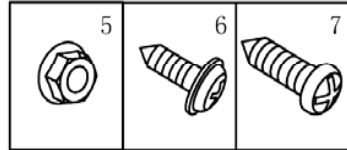
6. WHEEL & TRIM COVER

	NO.	PART NO.	DES	QTY	REMARK
	1	1064001019	STEEL WHEEL RIM(GB)(EXPORT)	4	
	2	1064001095	ALUMINUM WHEEL RIM(GS)(EXPORT)	4	
	3	1064001020	ALUMINUM WHEEL RIM(GT)(EXPORT)	4	
	4	1408230180	TYRE VALVE	4	
	5	1064001029	WHEEL TRIM COVER(GB)(EXPORT)	4	
	6	1064001884	WHEEL HUB TRIM COVER	4	
	7	1408052180	WHEEL HUB NUT	20	
	8		TYRE	4	
	9	1064001305	BALANCE WEIGHT	99	
	10	1064001651	BALANCE WEIGHT(5g)	99	
	10	1064001652	BALANCE WEIGHT(10g)	99	
	10	1064001653	BALANCE WEIGHT(15g)	99	
	10	1064001654	BALANCE WEIGHT(20g)	99	
	10	1064001655	BALANCE WEIGHT(25g)	99	
	10	1064001656	BALANCE WEIGHT(30g)	99	
	10	1064001657	BALANCE WEIGHT(35g)	99	
10	1064001658	BALANCE WEIGHT(40g)	99		
10	1064001659	BALANCE WEIGHT(45g)	99		
10	1064001660	BALANCE WEIGHT(50g)	99		
10	1064001661	BALANCE WEIGHT(55g)	99		

7. SPARE TYRE

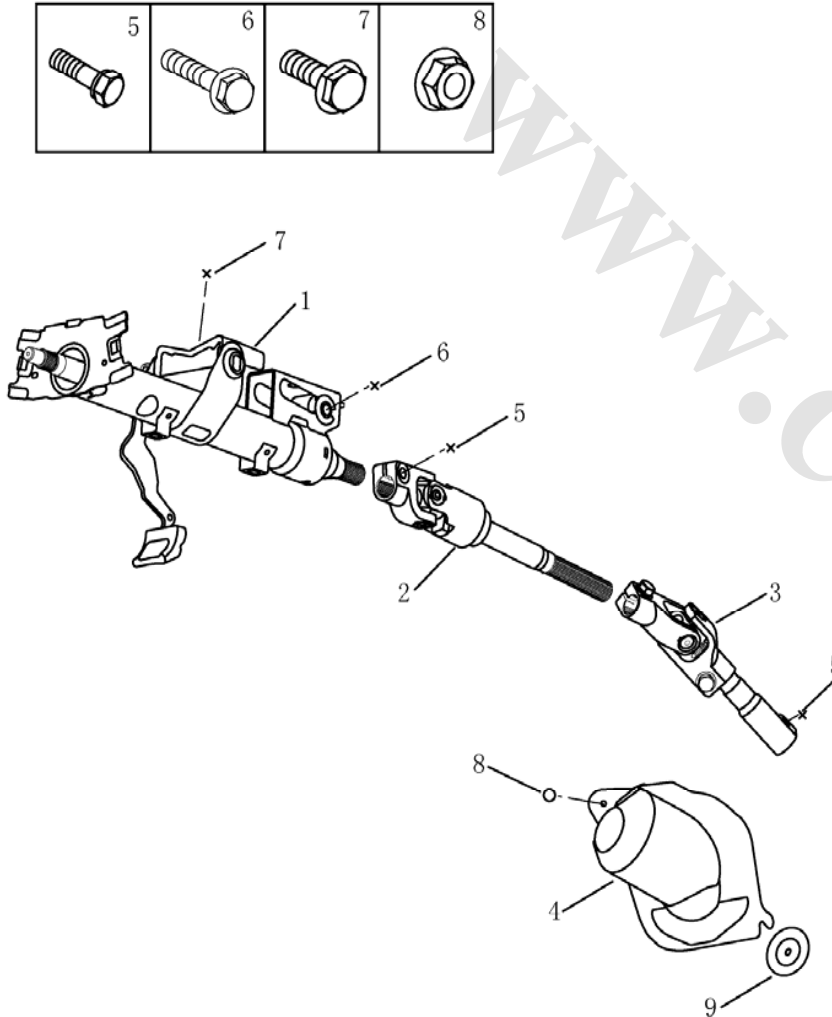
	NO.	PART NO.	DES	QTY	REMARK
	1	1064001019	STEEL WHEEL RIM	1	
	2		TYRE	1	
	3	1408230180	TYRE VALVE	1	
	4	1064001650	BALANCE WEIGHT(5g)	99	
	4	1064001651	BALANCE WEIGHT(10g)	99	
	4	1064001652	BALANCE WEIGHT(15g)	99	
	4	1064001653	BALANCE WEIGHT(20g)	99	
	4	1064001654	BALANCE WEIGHT(25g)	99	
	4	1064001655	BALANCE WEIGHT(30g)	99	
	4	1064001656	BALANCE WEIGHT(35g)	99	
	4	1064001657	BALANCE WEIGHT(40g)	99	
	4	1064001658	BALANCE WEIGHT(45g)	99	
	4	1064001659	BALANCE WEIGHT(50g)	99	
	4	1064001660	BALANCE WEIGHT(55g)	99	
	4	1064001661	BALANCE WEIGHT(60g)	99	

8. STEERING WHEEL



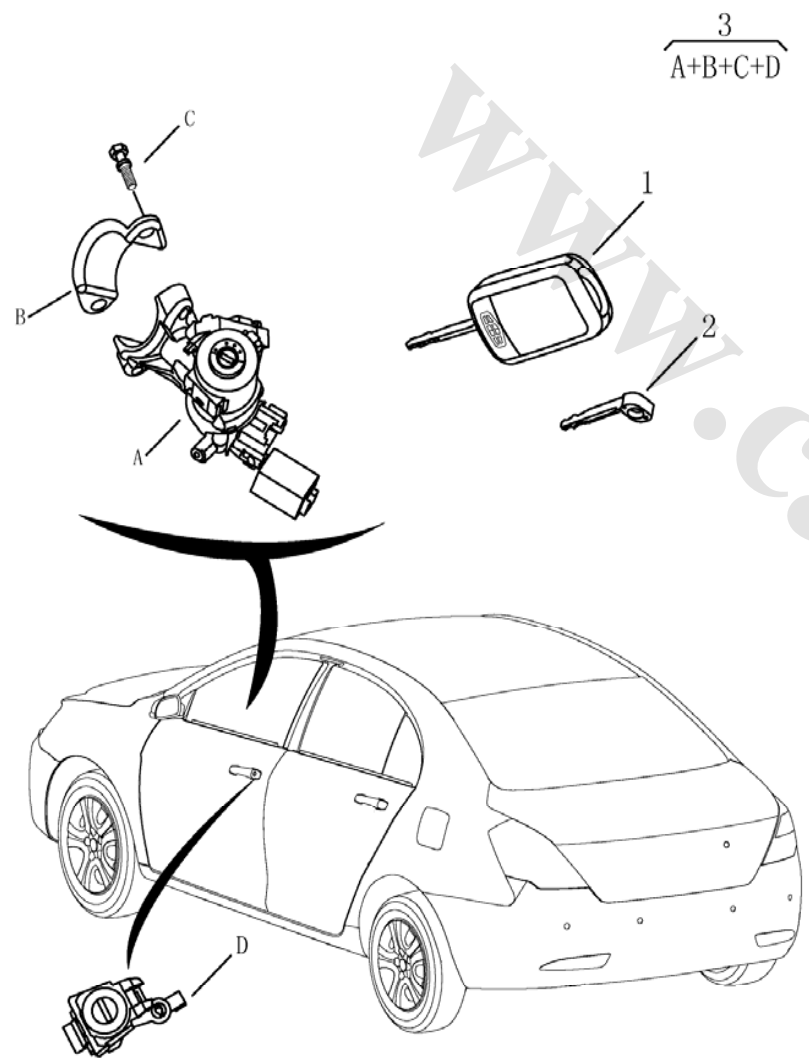
NO.	PART NO.	DES	QTY	REMARK
1	1064001055	STEERING WHEEL ASSY.	1	
1	1068002846	STEERING WHEEL ASSY.(LEATHER)	1	
1	1063000064	STEERING WHEEL ASSY.(LEATHER)	1	CCS
1	1063000031	STEERING WHEEL ASSY.(LEATHER)	1	MULTI-FUNCTION
2	1067001161	DAB	1	
3	1068002540	STEERING COLUMN UPPER COVER	1	
4	1068002541	STEERING COLUMN LOWER COVER	1	
5	JQ320B12T3	FLANGE NUT	1	
6	Q2734816	CROSS SLOTTED HEAD SCREW	2	
7	Q2734213	CROSS SLOTTED HEAD SCREW	1	

9. STEERING COLUMN

	NO.	PART NO.	DES	QTY	REMARK
	1	1064001662	STEERING COLUMN ASSY.	1	
	2	1064002210	UPPER INTERMEDIATE SHAFT	1	
	3	1064001692	LOWER INTERMEDIATE SHAFT	1	
	4	1064001760	STEERING COLUMN SOUND INSULATOR	1	
	5	1064000126	UNIVERSAL JOINT BOLT	2	
	6	Q1840855	HEXAGON FLANGE BOLT	1	
	7	Q1400830	HEXAGON HEAD BOLT & PLAIN WASHER ASSY.	2	
	8	JQ32006	HEXAGON FLANGE NUT	1	
	9	1064000127	STEERING COLUMN SOUND INSULATOR CLIP	2	


10. KEY & LOCK CYLINDER(FE-1)

NO.	PART NO.	DES	QTY	REMARK
1	1067001247-01	REMOTE CONTROL	1	
2		KEY	1	
3	1068003675	KEY & LOCK CYLINDER REPAIR KIT	1	



10. KEY & LOCK CYLINDER(FE-2)

NO.	PART NO.	DES	QTY	REMARK
1	1067001247-01	REMOTE CONTROL	1	
2		KEY	1	
3	1068003676	KEY & LOCK CYLINDER REPAIR KIT	1	



11. STEERING GEAR

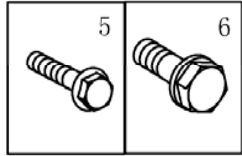
	NO.	PART NO.	DES	QTY	REMARK
	1	1064001566	HEPS & TIE ROD ASSY.	1	
	2	1064001707	LEFT TIE ROD & BALL	1	
	3	1064001708	RIGHT TIE ROD & BALL	1	
	4	1064001706	TIE ROD	2	
	5		HEXAGON NUT	2	
	6	1064001705	TIE ROD DUST BOOT	2	
	7		HOOP	2	
	8		HOOP	2	
	9	1064000124	HEPS DUST BOOT	1	
	10	1064000125	HEPS DUST BOOT INTERIOR LINER	1	
	11	1064001704	HEPS CLIP	2	
	12	1064001774	HEPS BUSH	1	
	13	JQ184BDb1258	HEXAGON FLANGE BOLT & PLAIN WASHER ASSY.	2	
	14	JQ184B1233	HEXAGON FLANGE BOLT	2	
	15	JQ381B12TF13	HEXAGON SLOTTED NUT	2	
	16	Q5003230	COTTER PIN	2	

12. POWER STEERING PUMP

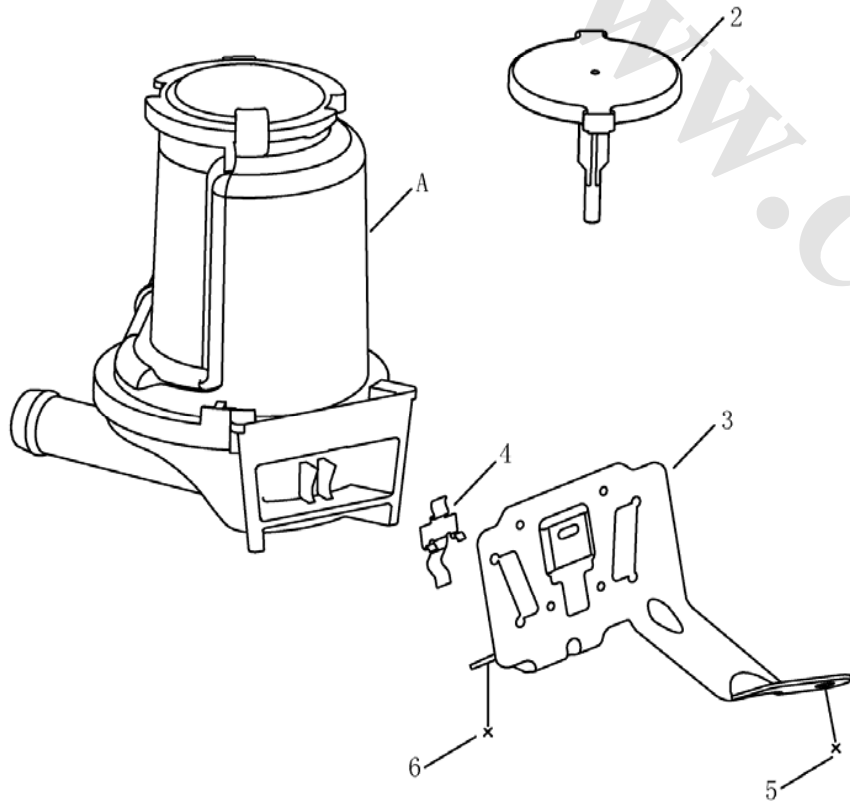
	NO.	PART NO.	DES	QTY	REMARK
	1	1064001040	HEPS PUMP ASSY.	1	
	2	1064001766	HEPS PUMP	1	
	3	1064001767	HEPS PUMP BELT PULLEY	1	
	4	1064001768	HEPS HIGH PRESSURE PIPE BRACKET	1	
	5	JQ184C10122	HEXAGON FLANGE BOLT	2	
	6	JQ320C10T13F13	HEXAGON FLANGE NUT	2	
	7		SPRING WASHER	1	
	8		NUT	1	

13. POWER STEERING RESERVIOR

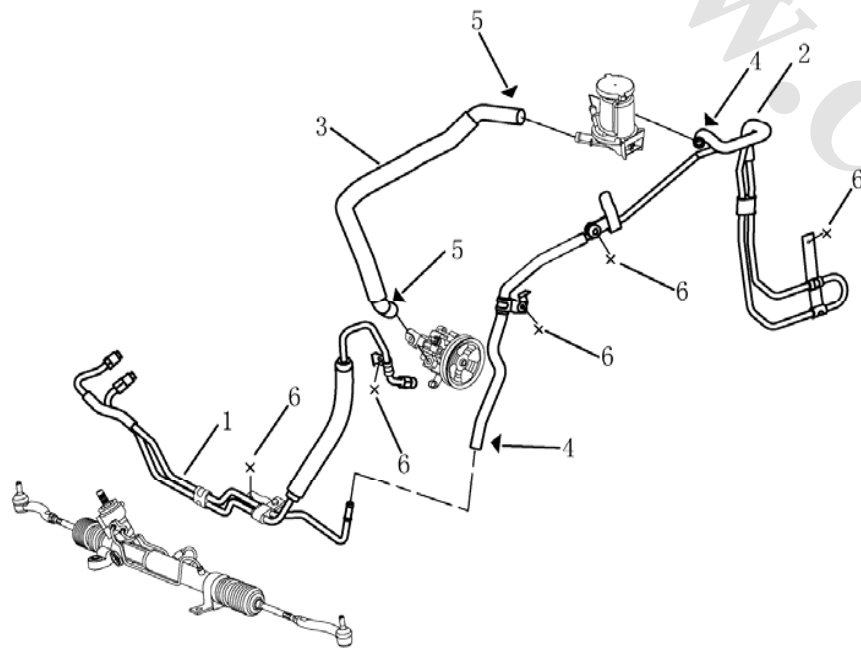
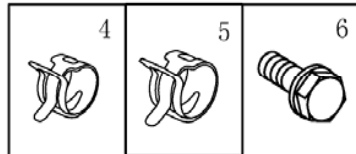
NO.	PART NO.	DES	QTY	REMARK
1	1064001769	STEERING RESERVIOR	1	
2	1064001770	STEERING RESERVIOR CAP	1	
3	1064001407	RESERVIOR BRACKET	1	
4	1064001408	RESERVIOR CLIP	1	
5	JQ140Db0630	HEXAGON HEAD BOLT & PLAIN WASHER ASSY.	1	
6	Q1400620	HEXAGON HEAD BOLT & PLAIN WASHER ASSY.	1	



1
A+2



14. POWER STEERING PIPE



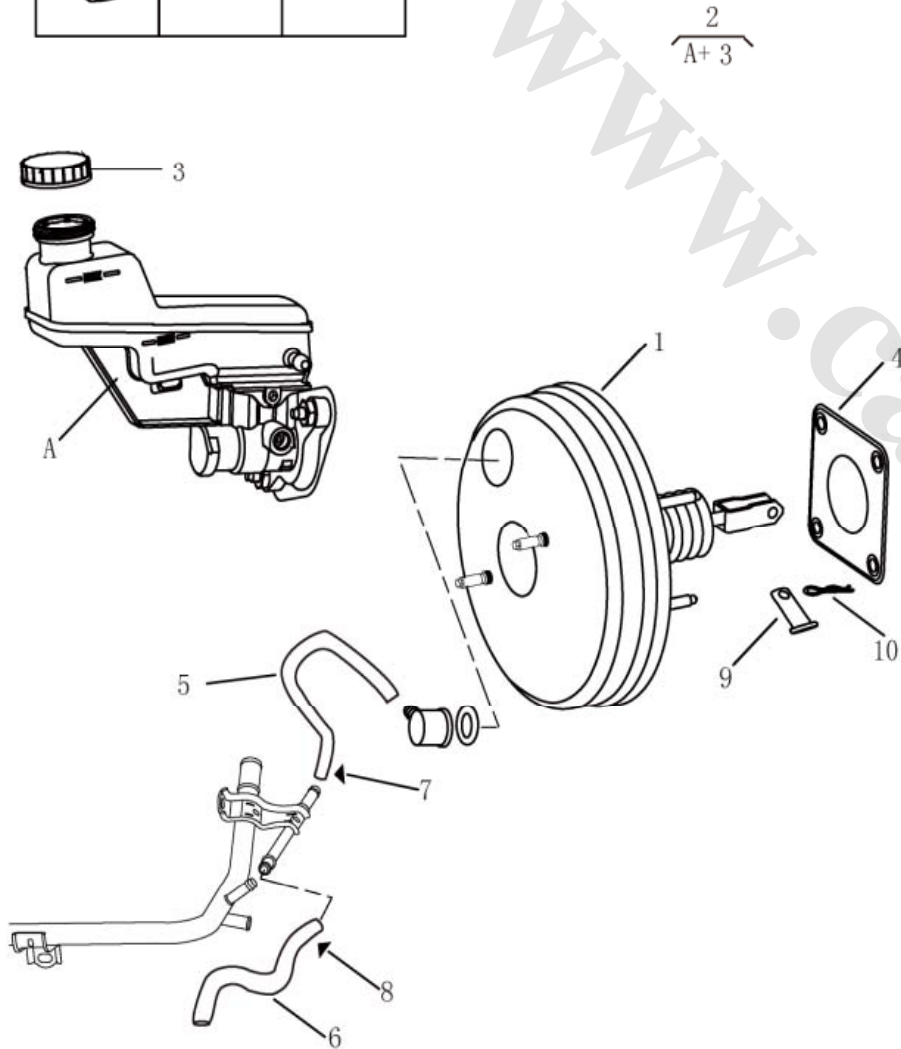
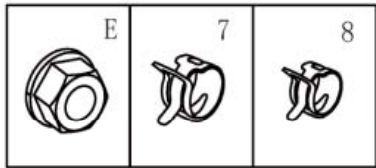
NO.	PART NO.	DES	QTY	REMARK
1	1064001170	HEPS OIL PIPE	1	
2	1064001771	LOW PRESSURE RETURN PIPE	1	
3	1064001772	LOW PRESSURE HOSE	1	
4		HOOP	2	
5		HOOP	2	
6	Q1400614	HEXAGON HEAD BOLT & PLAIN WASHER ASSY.	5	

15. FRONT DISC BRAKE

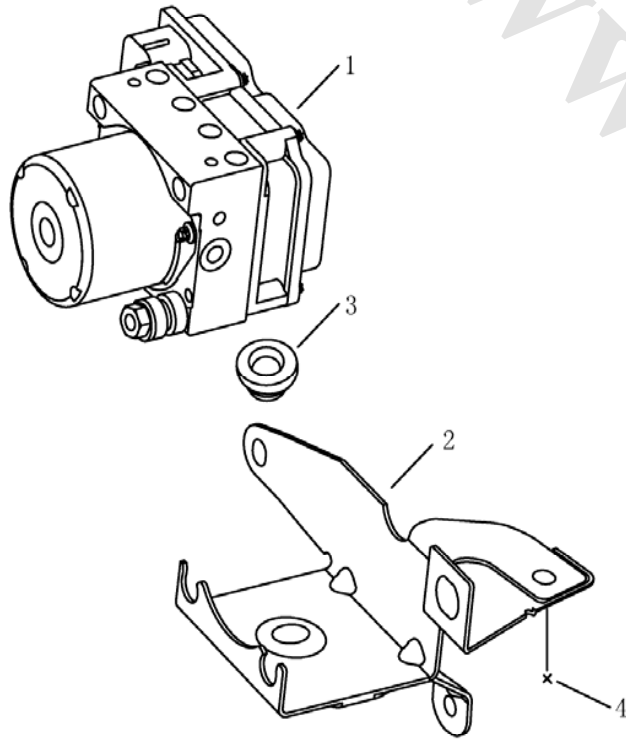
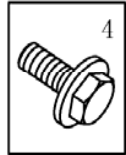
	NO.	PART NO.	DES	QTY	REMARK
	1	1064001281	FRONT BRAKE DISC	2	
	2	1064001720	LF WHEEL CYLINDER	1	
	2	1064001721	RF WHEEL CYLINDER	1	
	3	1064001724	FRONT FRICTION PAD	1	
	4	1064001726	LF BRAKE CALIPER BRACKET	1	
	4	1064001727	RF BRAKE CALIPER BRACKET	1	
	5		FRONT WHEEL CYLINDER REPAIR KIT	1	
	6		FRONT BRAKE CALIPER REPAIR KIT	1	
	7	1064001734	AIR DRAIN SCREW	1	
	8	1064001735	AIR DRAIN SCREW DUST BOOT	1	
	9	1064001283	LF DUST BOOT	1	
9	1064001283	RF DUST BOOT	1		
10	1064001286	DUST BOOT BOLT	6		
11	1064001285	FRONT BRAKE CALIPER BOLT	4		

17. VACUUM BOOSTER

NO.	PART NO.	DES	QTY	REMARK
1	1064001740	VACUUM BOOSTER ASSY.	1	
2	1064001073	BRAKE MASTER CYLINDER & RESERVIOR ASSY.	1	MT
2	1064001500	BRAKE MASTER CYLINDER & RESERVIOR ASSY.	1	CVT
3	1064001743	RESERVIOR CAP	1	
4	1064001577	BOOSTER MOUNTING SEAT	1	
5	1064001404	VACCUMN HOSE	1	
6	1136000146	VACCUMN BOOSTER HOSE	1	
7	Q673B15	STEEL STRIP HOOP	2	
8		STEEL STRIP HOOP $\phi 16$	2	
9	Q5100824	PIN $\phi 8 \times 24$	1	
10	Q50108	PIN	1	



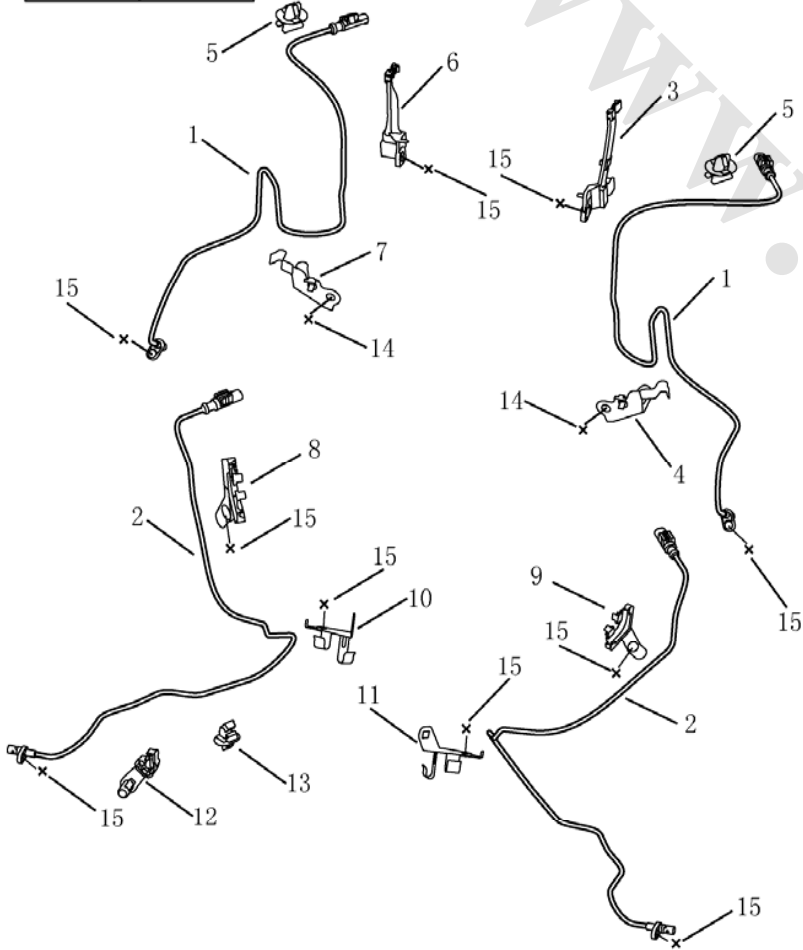
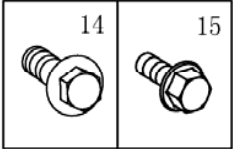
18. HECU



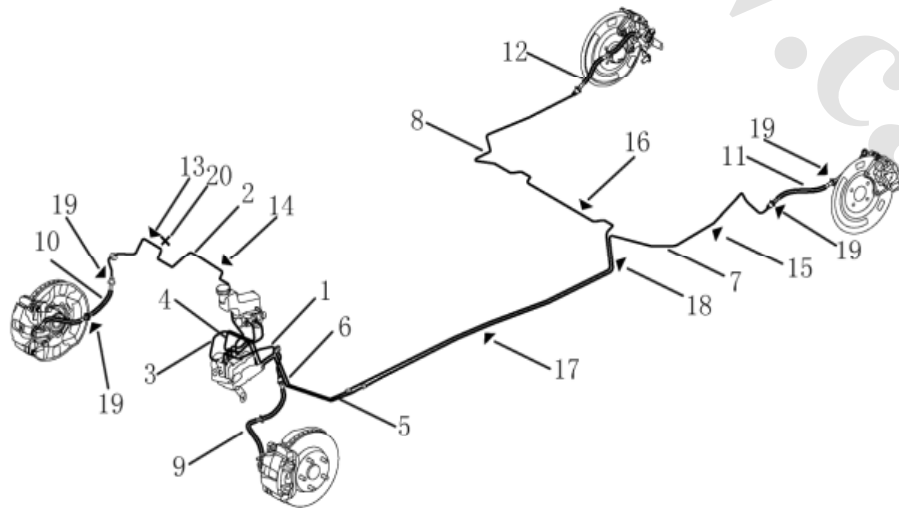
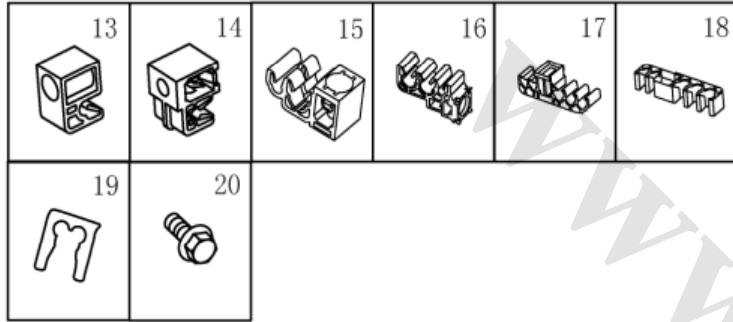
NO.	PART NO.	DES	QTY	REMARK
1	1064001885	HECU	1	
2	1064001308	HECU BRACKET	1	MT
2	1064001522	HECU BRACKET	1	CVT
3	1014001806	ABS CUSHION	1	
4	Q1400820	HEXAGON HEAD BOLT & PLAIN WASHER ASSY.	3	

19. WHEEL SPEED SENSOR

NO.	PART NO.	DES	QTY	REMARK
1	1067000020	FRONT WHEEL SPEED SENSOR ASSY.	2	
2	1067000023	REAR WHEEL SPEED SENSOR ASSY.	2	
3	1067000017	RF WHEEL SPEED SENSOR 1# BRACKET	1	
4	1067000018	RF WHEEL SPEED SENSOR 2# BRACKET	1	
5	1067000019	FRONT WHEEL SPEED SENSOR CLIP	2	
6	1067000021	LF WHEEL SPEED SENSOR 1# BRACKET	1	
7	1067000022	LF WHEEL SPEED SENSOR 2# BRACKET	1	
8	1067000024	LR WHEEL SPEED SENSOR 1# BRACKET	1	
9	1067000025	RR WHEEL SPEED SENSOR 1# BRACKET	1	
10	1067000026	LR WHEEL SPEED SENSOR 2# BRACKET	1	
11	1067000027	RR WHEEL SPEED SENSOR 2# BRACKET	1	
12	1067000029	REAR WHEEL SPEED SENSOR CLIP I	2	
13	1067000030	REAR WHEEL SPEED SENSOR CLIP II	2	
14	Q1400820	HEXAGON HEAD BOLT & PLAIN WASHER ASSY.	2	
15	Q1400618	HEXAGON HEAD BOLT & PLAIN WASHER ASSY.	10	

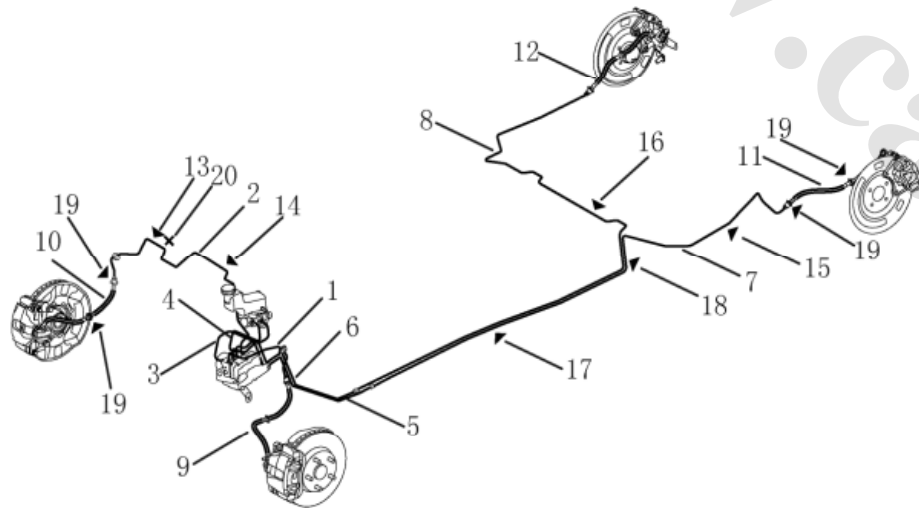
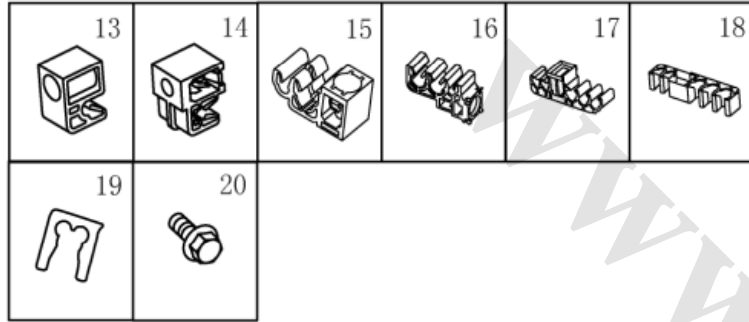


20. BRAKE PIPE(MT)



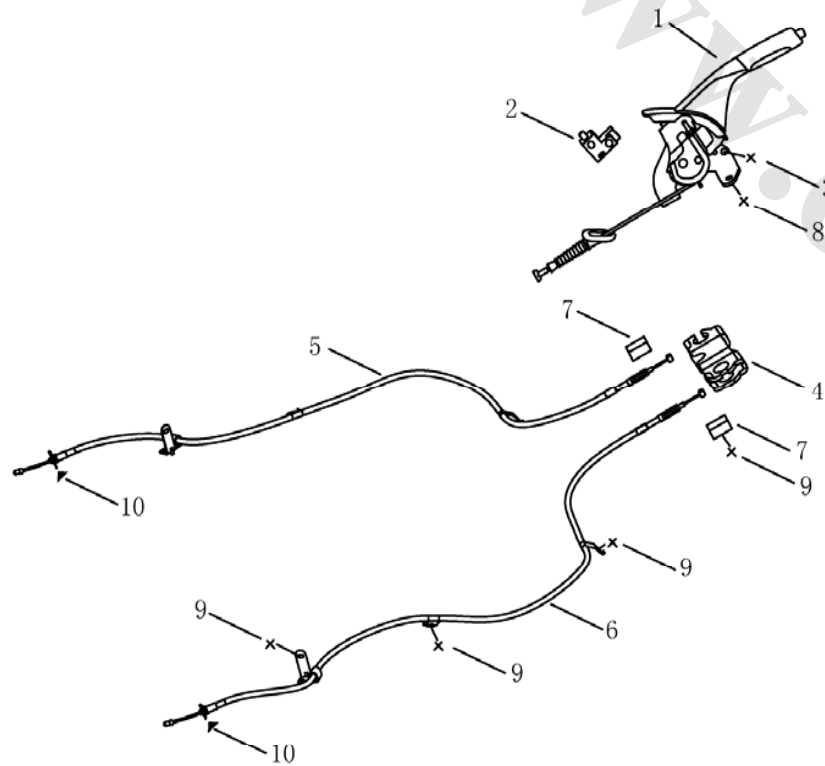
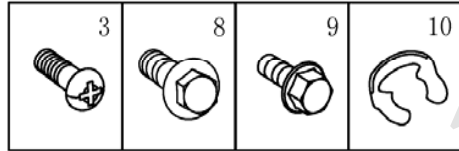
NO.	PART NO.	DES	QTY	REMARK
1	1064001101	LF BRAKE PIPE ASSY.	1	
2	1064001296	RF BRAKE PIPE ASSY.	1	
3	1064001297	BRAKE MASTER CYLINDER 1# PIPE	1	
4	1064001298	BRAKE MASTER CYLINDER 2# PIPE	1	
5	1064001299	LR 1# BRAKE PIPE ASSY.	1	
6	1064001300	RR 1# BRAKE PIPE ASSY.	1	
7	1064001301	LR 2# BRAKE PIPE ASSY.	1	
8	1064001302	RR 2# BRAKE PIPE ASSY.	1	
9	1064001120	LF BRAKE HOSE ASSY.	1	
10	1064001121	RF BRAKE HOSE ASSY.	1	
11	1064001889	REAR BRAKE HOSE ASSY.	1	
12	1064001890	RR BRAKE HOSE ASSY.	1	
13	1064001324	1-WAY CLIP	1	
14	1064001116	1-WAY CLIP II	3	
15	1064001118	2-WAY CLIP	1	
16	1064001119	3-WAY CLIP	1	
17	1064001325	5-WAY CLIP I	5	
18	1064001326	5-WAY CLIP II	1	
19	1406108180	CIRCLIP	8	
20	Q1400630	HEXAGON HEAD BOLT & PLAIN WASHER ASSY.	1	

20. BRAKE PIPE(CVT)



NO.	PART NO.	DES	QTY	REMARK
1	1064001518	LF BRAKE PIPE ASSY.	1	
2	1064001519	RF BRAKE PIPE ASSY.	1	
3	1064001573	BRAKE MASTER CYLINDER 1# PIPE	1	
4	1064001574	BRAKE MASTER CYLINDER 2# PIPE	1	
5	1064001520	LR 1# BRAKE PIPE ASSY.	1	
6	1064001521	RR 1# BRAKE PIPE ASSY.	1	
7	1064001679	LR 2# BRAKE PIPE ASSY.	1	
8	1064001680	RR 2# BRAKE PIPE ASSY.	1	
9	1064001120	LF BRAKE HOSE ASSY.	1	
10	1064001121	RF BRAKE HOSE ASSY.	1	
11	1064001889	REAR BRAKE HOSE ASSY.	1	
12	1064001890	RR BRAKE HOSE ASSY.	1	
13	1064001324	1-WAY CLIP	1	
14	1064001116	1-WAY CLIP II	3	
15	1064001118	2-WAY CLIP	1	
16	1064001119	3-WAY CLIP	1	
17	1064001325	5-WAY CLIP I	5	
18	1064001326	5-WAY CLIP II	1	
19	1406108180	CIRCLIP	8	
20	Q1400630	HEXAGON HEAD BOLT & PLAIN WASHER ASSY.	1	

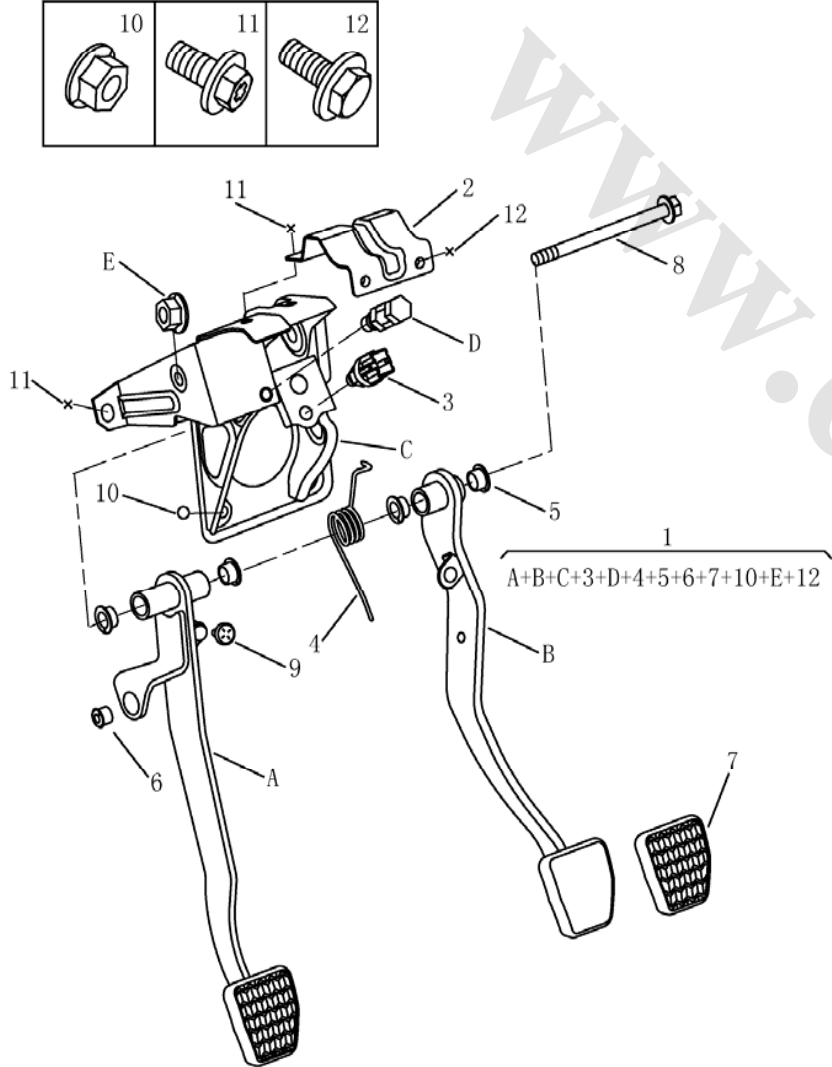
21. PARKING BRAKE CONTROLLER



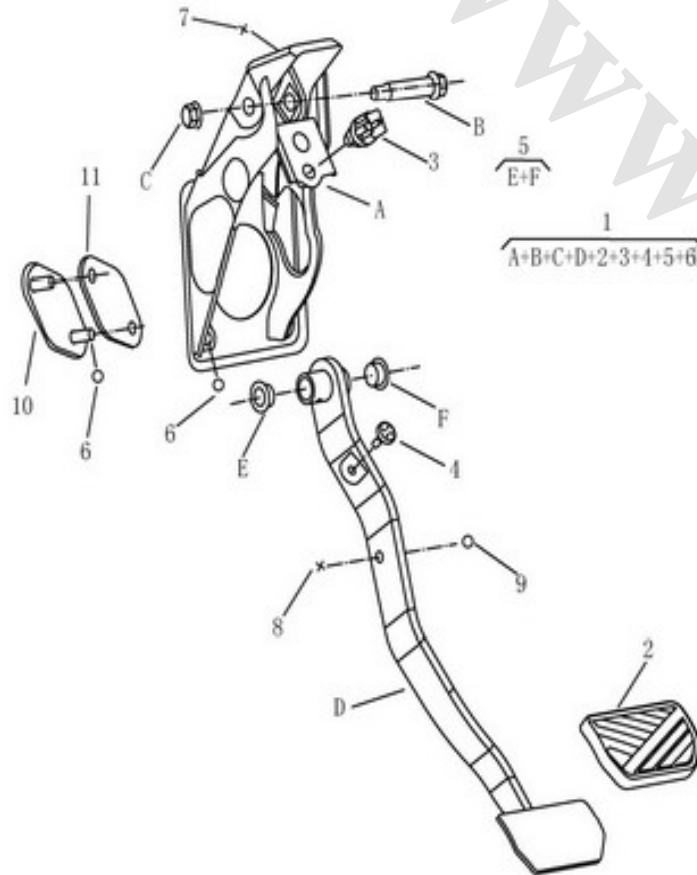
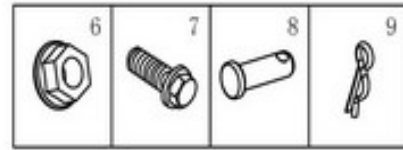
NO.	PART NO.	DES	QTY	REMARK
1	1064001075	PARKING BRAKE CONTROLLER	1	MT
1	1064001533	PARKING BRAKE CONTROLLER	1	CVT
2		PARKING BRAKE SWITCH	1	
3		CROSS SLOTTED HEAD SCREW & PLAIN WASHER ASSY.	1	
4	1064000162	CLIP	1	
5	1064001076	LR PARKING CABLE & BRACKET ASSY.	1	
6	1064001077	RR PARKING CABLE & BRACKET ASSY.	1	
7	1064000138	BRACKET	2	
8	Q1460825	CROSS SLOTTED HEAD SCREW & PLAIN WASHER ASSY.	2	
9	Q1400614	HEXAGON HEAD BOLT & PLAIN WASHER ASSY.	6	
10		CIRCLIP	2	
11	Q32006	HEXAGON FLANGE NUT	2	

22. BRAKE & CLUTCH PEDAL(MT)

NO.	PART NO.	DES	QTY	REMARK
1	1064001168	BRAKE & CLUTCH PEDAL ASSY.	1	
2	1068002382	BRAKE PEDAL BRACKET	1	
3	1067000112	BRAKE LAMP SWITCH	1	
4	1064001793	CLUTCH PEDAL RETURN SPRING	1	
5	1064001795	SHAFT SLEEVE	4	
6	1064001814	SHAFT SLEEVE	1	
7	1064001789	PEDAL CUSHION	2	
8	1064001788	PEDAL SHAFT	1	
9	1064001794	CUSHION	2	
10	Q32008	FLANGE NUT	4	
11	JQ147D0816	CROSS SLOTTED HEAD BOLT & PLAIN WASHER ASSY.	3	
12	Q150B0822	HEXAGON HEAD BOLT	2	

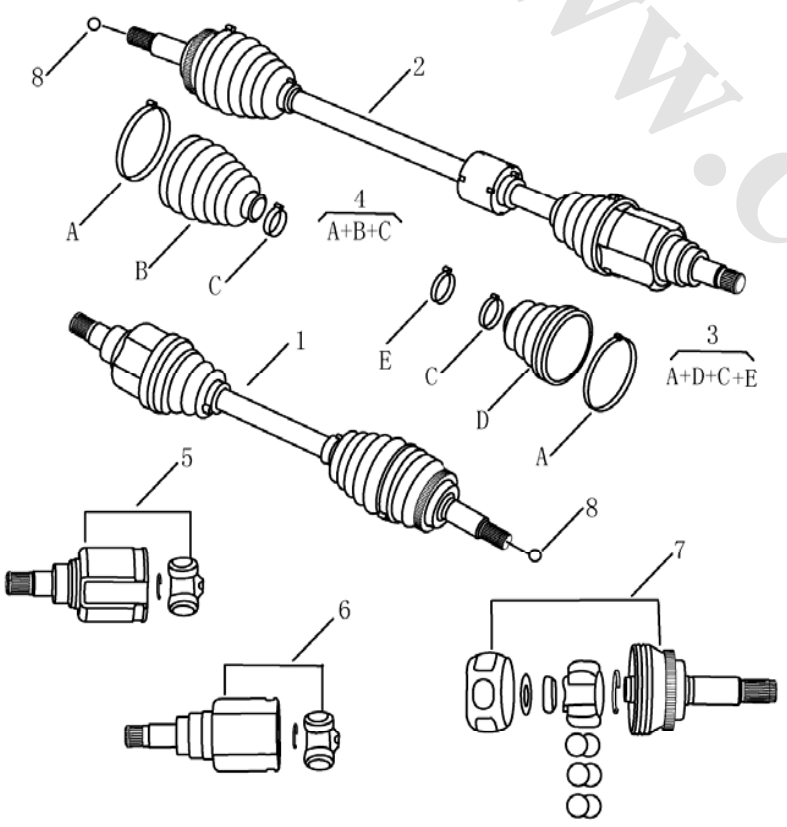
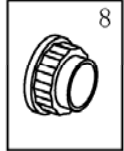


22. BRAKE & CLUTCH PEDAL(CVT)



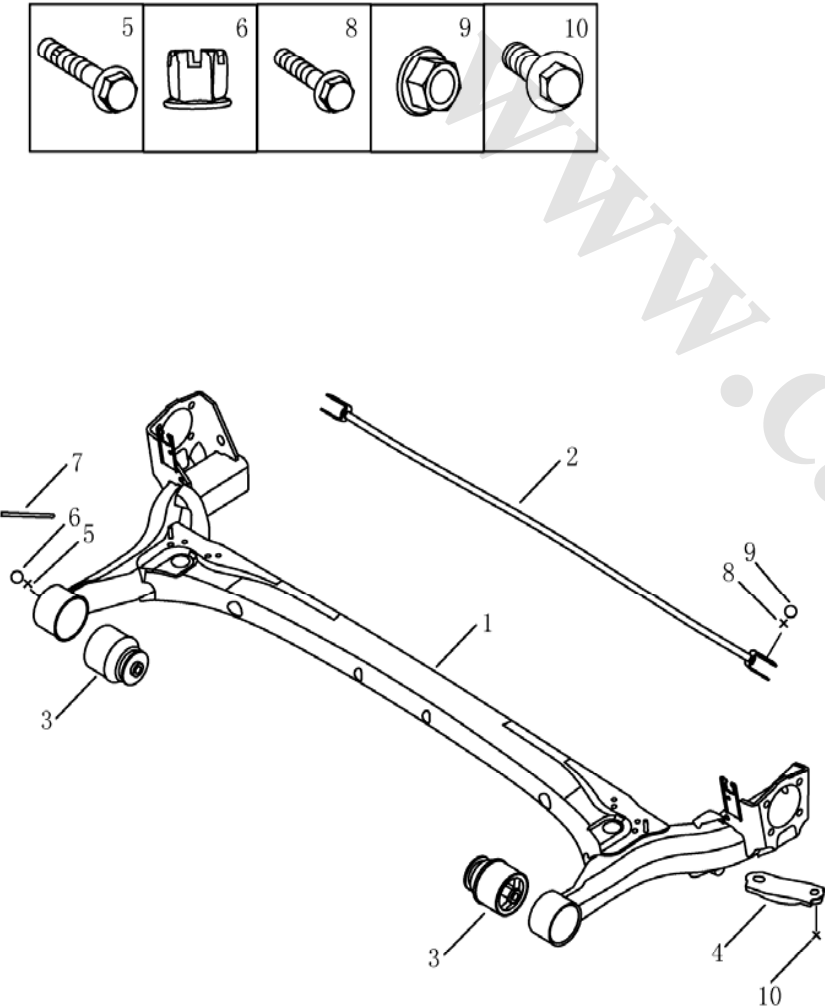
NO.	PART NO.	DES	QTY	REMARK
1	1064001804	BRAKE PEDAL & BRACKET ASSY.	1	
2	1014014159	PEDAL MAT	1	
3	1017020051	BRAKE LAMP SWITCH	1	
4	1064001794	CUSHION	1	
5	1064001795	AXES BOOT	2	
6	Q32008	HEXAGON FLANGE NUT	6	
7	JQ147D0816	HEXAGON HEAD BOLT & PLAIN WASHER ASSY.	2	
8	Q5100824	AXES	1	
9	Q50108	PIN	1	
10	1064001625	PRESSURE PLATE	1	
11	1064001624	PLUG	1	

23. DRIVING SHAFT



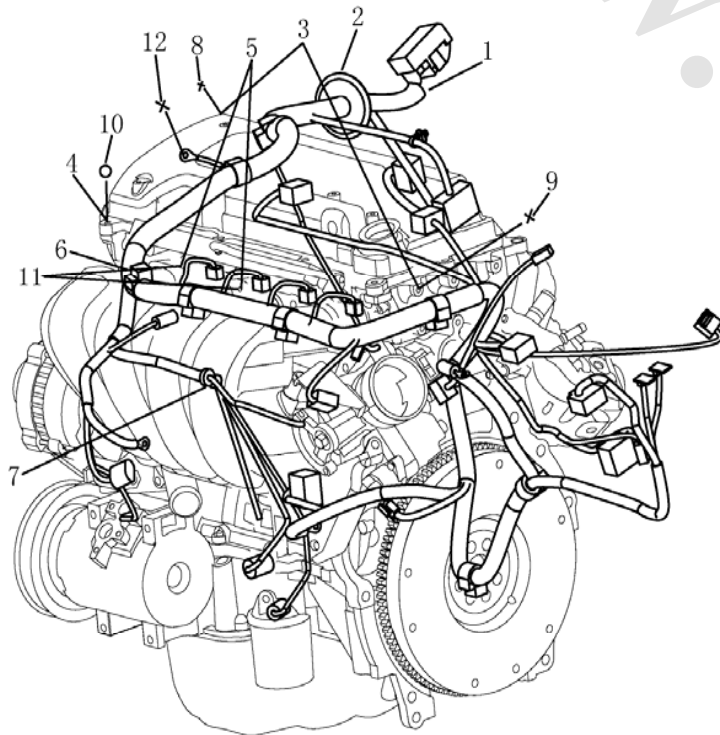
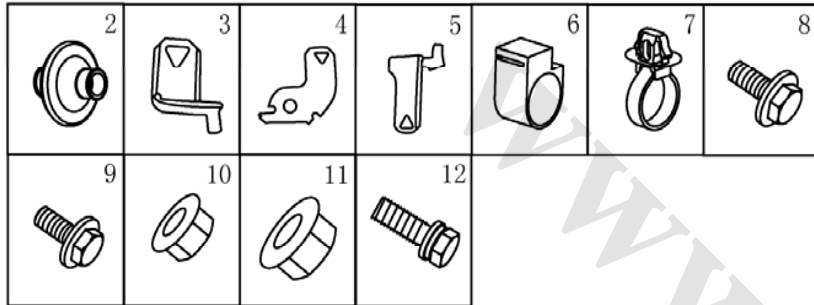
NO.	PART NO.	DES	QTY	REMARK
1	1064001140	LF DRIVING SHAFT	1	MT
1	1064001524	LF DRIVING SHAFT	1	CVT
2	1064001141	RF DRIVING SHAFT	1	MT
2	1064001525	RF DRIVING SHAFT	1	CVT
3	1064001799	INNER BOOT REPAIR KIT	1	MT
3	1064001974	INNER BOOT REPAIR KIT	1	CVT
4	1064001800	OUTER BOOT REPAIR KIT	1	MT
4	1064001975	OUTER BOOT REPAIR KIT	1	CVT
5	1064001798	LEFT INNER RZEPPA REPAIR KIT	1	MT
6	1064001797	RIGHT INNER RZEPPA REPAIR KIT	1	MT
6	1064001976	INNER RZEPPA REPAIR KIT	2	CVT
7	1064001829	OUTER RZEPPA REPAIR KIT	2	MT
7	1064001977	OUTER RZEPPA REPAIR KIT	2	CVT
8	1064000083	NUT	2	

24. REAR AXLE

	NO.	PART NO.	DES	QTY	REMARK
	1	1064001049	REAR AXLE ASSY.	1	
	2	1064001334	REAR STABILIZER BAR ASSY.	1	
	3	1064001664	REAR AXLE BUSH ASSY.	2	
	4	1064000170	REAR AXLE SEAT REINFORCEMENT	2	
	5	JQ140B12135TF13	HEXAGON HEAD BOLT & PLAIN WASHER ASSY.	2	
	6	JQ330B12T13F13M	HEXAGON FLANGE NUT	2	
	7	Q5003230	COTTER PIN	2	
	8		HEXAGON FLANGE BOLT	2	
	9	JQ320B12T13F3	HEXAGON FLANGE NUT	2	
	10	Q1400820	HEXAGON HEAD BOLT & PLAIN WASHER ASSY.	4	

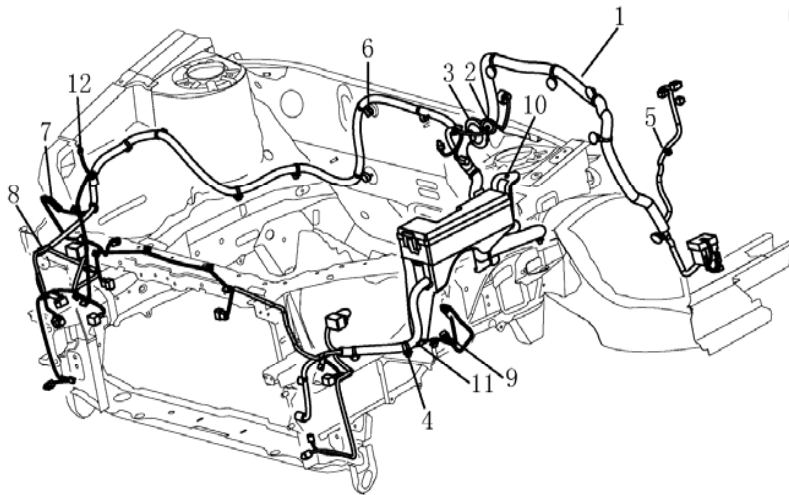
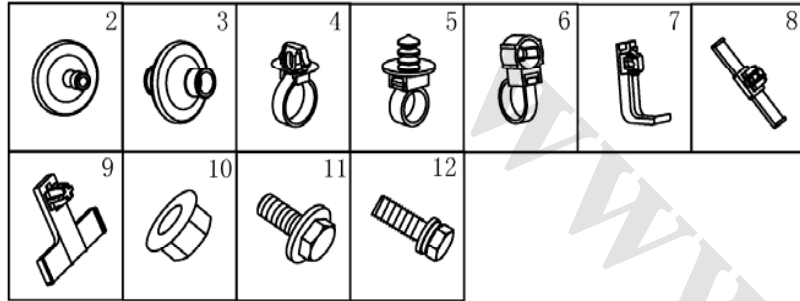
7. ELECTRIC

1. ENGINE WIRE HARNESS



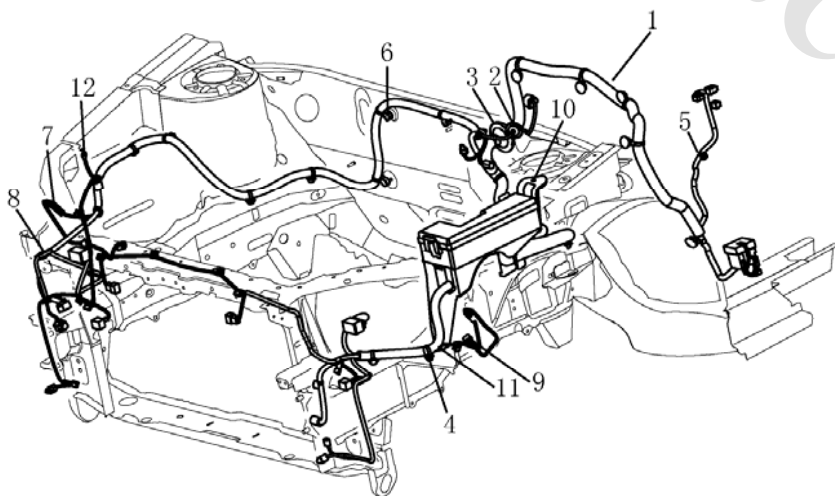
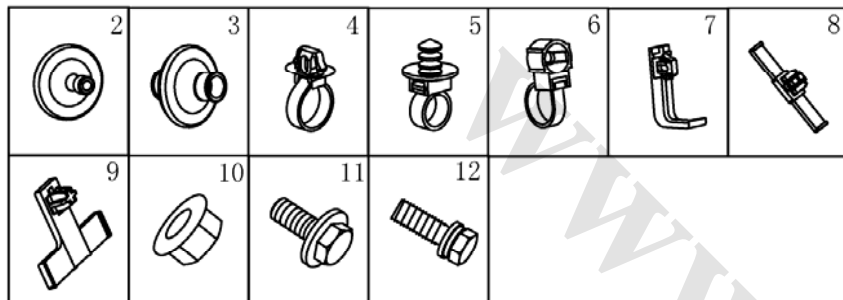
NO.	PART NO.	DES	QTY	REMARK
1	1067001544	ENGINE WIRE HARNESS ASSY.(1.8L)	1	MT
1	1067002202	ENGINE WIRE HARNESS ASSY.(1.8L)	1	CVT
1	1067002119	ENGINE WIRE HARNESS ASSY.(1.5L DVVT)	1	
2		BOOT	1	
3		WIRE HARNESS SEAT	2	
4		WIRE HARNESS SEAT	1	
5		WIRE HARNESS SEAT	2	
6		CLIP	7	
7		D-CLIP	1	
8		HEXAGON FLANGE BOLT	1	
9		HEXAGON FLANGE BOLT	1	
10	JQ32006	HEXAGON FLANGE NUT	1	
11		HEXAGON FLANGE NUT	2	
12	JQ1460616F6	HEXAGON HEAD BOLT & PLAIN WASHER ASSY.	2	

2. ENGINE COMPARTMENT WIRE HARNESS(1.8L)



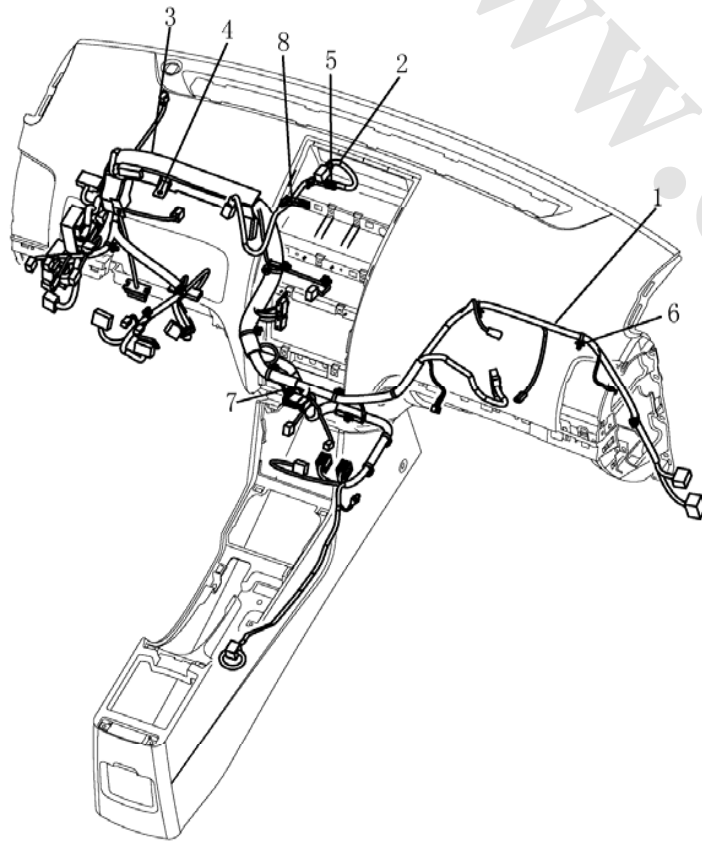
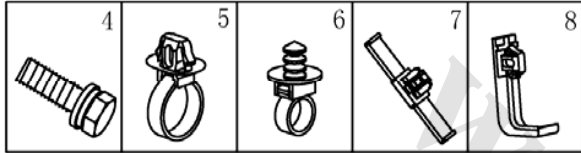
NO.	PART NO.	DES	QTY	REMARK
1	1067003669	ENGINE COMPARTMENT WIRE HARNESS(CVT)	1	FE-1
1	1067002936	ENGINE COMPARTMENT WIRE HARNESS(MT)	1	FE-1
1	1067003685	ENGINE COMPARTMENT WIRE HARNESS(CVT)	1	FE-2
1	1067002968	ENGINE COMPARTMENT WIRE HARNESS(MT)	1	FE-2
2		WIPER MOTOR BOOT	1	
3		BOOT	1	
4		D-CLIP	20	
5		COLUMN TYPE WIRE HARNESS CLIP	2	
6		HOLE TYPE WIRE HARNESS CLIP	11	
7		L-CLIP	4	
8		PLAN TYPE WIRE HARNESS CLIP	3	
9		T-CLIP	2	
10	Q32006	HEXAGON FLANGE NUT	1	
11	Q140Db0620	HEXAGON HEAD BOLT & PLAIN WAHSER ASSY.	2	
12	JQ1460616F6	HEXAGON HEAD BOLT, SPRING WASHER & PLAIN WAHSER ASSY.	3	

2. ENGINE COMPARTMENT WIRE HARNESS(1.5L DVVT)



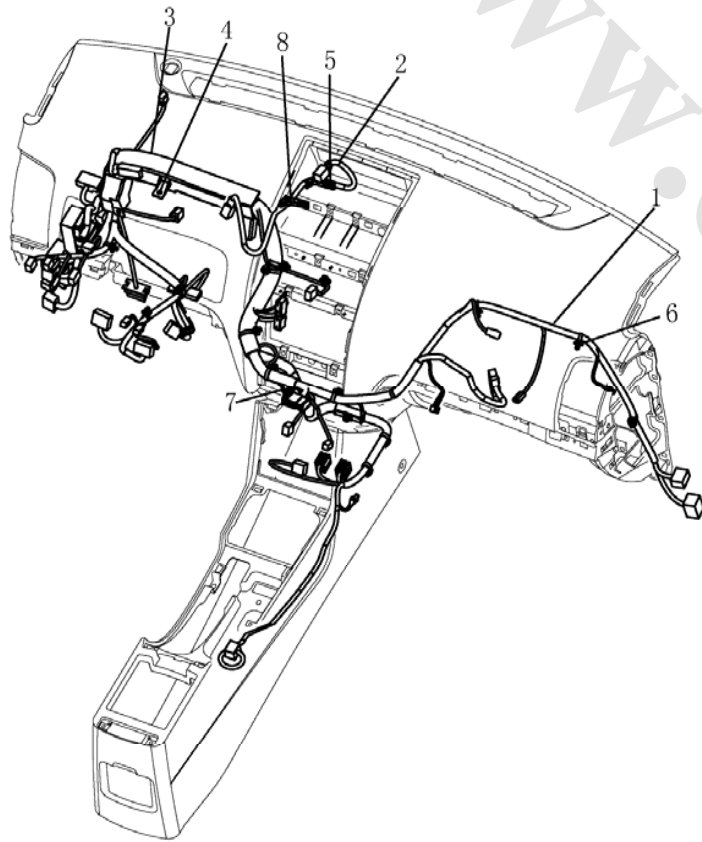
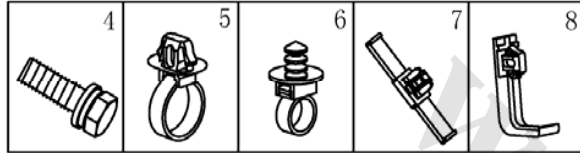
NO.	PART NO.	DES	QTY	REMARK
1	1067002936	ENGINE COMPARTMENT WIRE HARNESS	1	FE-1
1	1067002968	ENGINE COMPARTMENT WIRE HARNESS	1	FE-2
2		WIPER MOTOR BOOT	1	
3		BOOT	1	
4		D-CLIP	20	
5		COLUMN TYPE WIRE HARNESS CLIP	2	
6		HOLE TYPE WIRE HARNESS CLIP	11	
7		L-CLIP	4	
8		PLAN TYPE WIRE HARNESS CLIP	3	
9		T-CLIP	2	
10	Q32006	HEXAGON FLANGE NUT	1	
11	Q140Db0620	HEXAGON HEAD BOLT & PLAIN WAHSER ASSY.	2	
12	JQ1460616F6	HEXAGON HEAD BOLT , SPRING WASHER & PLAIN WAHSER ASSY.	3	

3. INSTRUMENT PANEL WIRE HARNESS(1.8L)



NO.	PART NO.	DES	QTY	REMARK
1	1067002938	I/P WIRE HARNESS ASSY.	1	MT
1	1067002940	I/P WIRE HARNESS ASSY.(TPMS)	1	MT
1	1067003687	I/P WIRE HARNESS ASSY.	1	CVT
1	1067003675	I/P WIRE HARNESS ASSY.(TPMS)	1	CVT
2	1067001198	METER WIRE HARNESS	1	
3		I/P WIRE HARNESS SHIELD	1	
4	JQ1460616F6	HEXAGON HEAD BOLT & PLAIN WASHER ASSY.	7	
5		D-CLIP	8	
6		COLUMN TYPE WIRE HARNESS CLIP	6	
7		HOLE TYPE WIRE HARNESS CLIP	3	
8		L-CLIP	2	

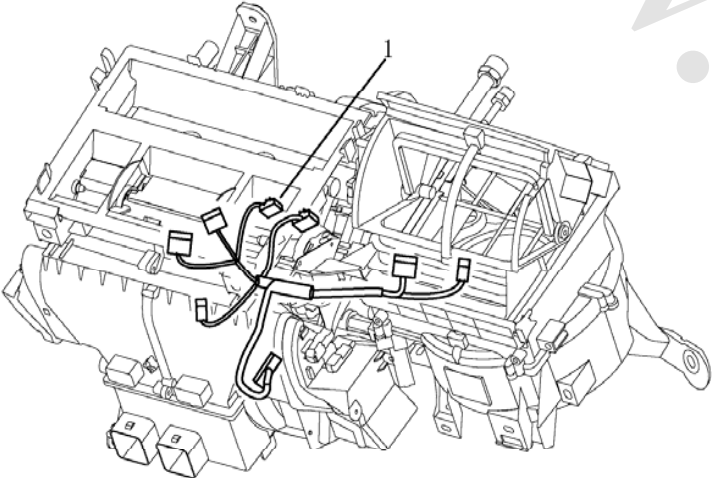
3. INSTRUMENT PANEL WIRE HARNESS(1.5L DVVT)



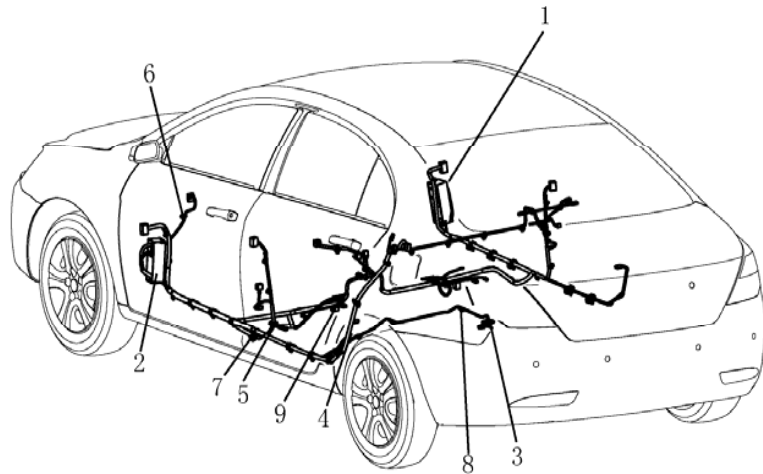
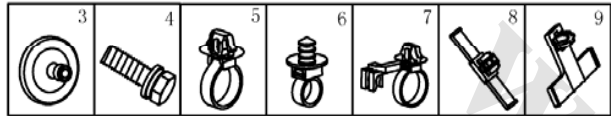
NO.	PART NO.	DES	QTY	REMARK
1	1067003713	I/P WIRE HARNESS ASSY.	1	JL4G15N
2	1067001198	METER WIRE HARNESS	1	
3		I/P WIRE HARNESS SHIELD	1	
4	JQ1460616F6	HEXAGON HEAD BOLT & PLAIN WASHER ASSY.	7	
5		D-CLIP	8	
6		COLUMN TYPE WIRE HARNESS CLIP	6	
7		HOLE TYPE WIRE HARNESS CLIP	3	
8		L-CLIP	2	

4. A/C WIRE HARNESS

NO.	PART NO.	DES	QTY	REMARK
1	1067002330	A/C WIRE HARNESS ASSY.	1	

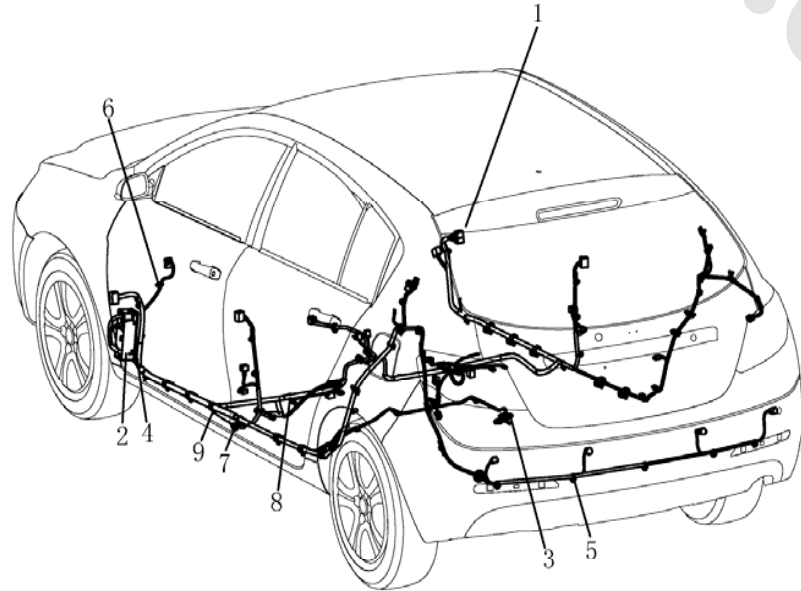
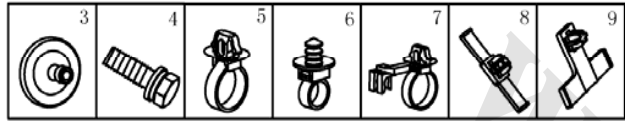


5.BOTTOM WIRE HARNESS(FE-1)



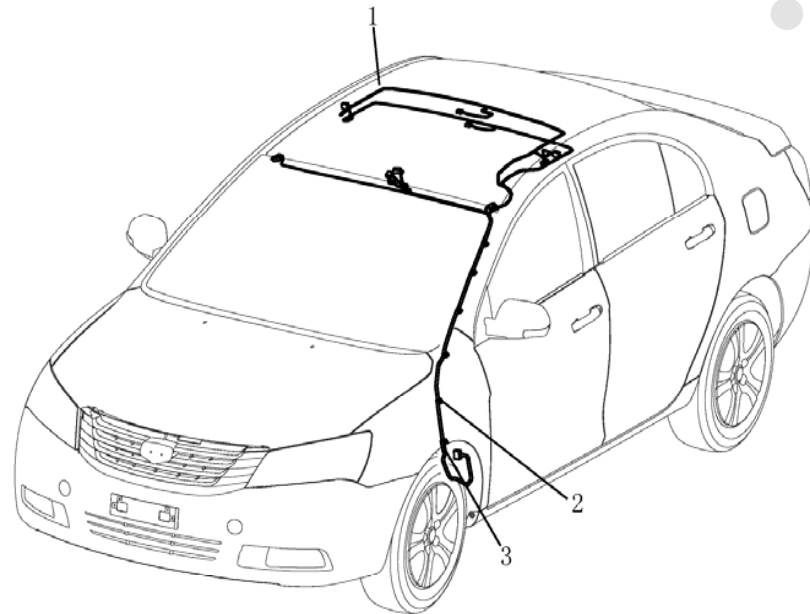
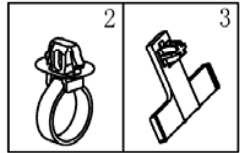
NO.	PART NO.	DES	QTY	REMARK
1	1067002942	BOTTOM WIRE HARNESS ASSY.	1	MT
1	1067002944	BOTTOM WIRE HARNESS ASSY.(SAB)	1	MT
1	1067003679	BOTTOM WIRE HARNESS ASSY.	1	CVT
1	1067003681	BOTTOM WIRE HARNESS ASSY.(SAB)	1	CVT
2		BOTTOM WIRE HARNESS BRACKET	1	
3		OIL PUMP BOOT	2	
4		HEXAGON HEAD BOLT & PLAIN WASHER ASSY.	4	
5	JQ1460616F6	D-CLIP	17	
6		CLIP	2	
7		CLIP	6	
8		CLIP	17	
9		CLIP	4	

5.BOTTOM WIRE HARNESS(FE-2)



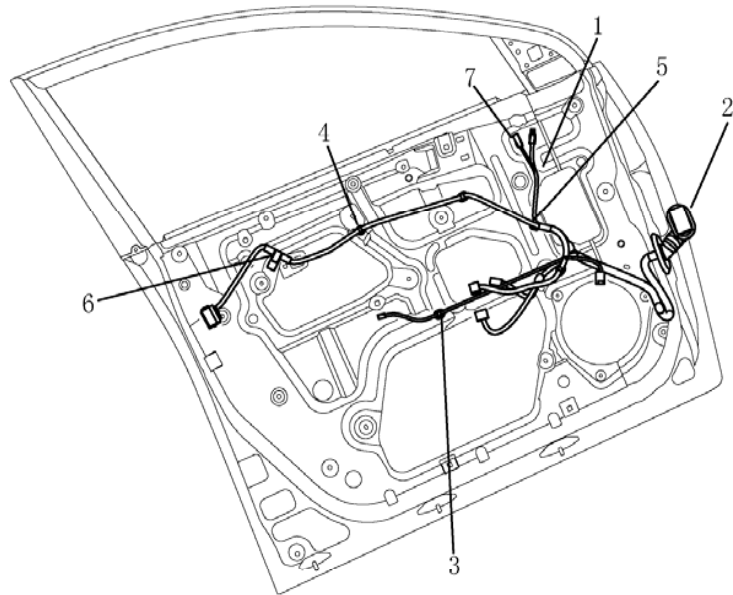
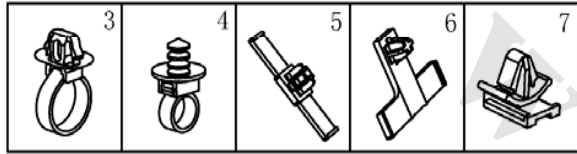
NO.	PART NO.	DES	QTY	REMARK
1	1067002972	BOTTOM WIRE HARNESS ASSY.	1	MT
1	1067002974	BOTTOM WIRE HARNESS ASSY.(SAB)	1	MT
1	1067003691	BOTTOM WIRE HARNESS ASSY.	1	CVT
1	1067003693	BOTTOM WIRE HARNESS ASSY.(SAB)	1	CVT
2		BOTTOM WIRE HARNESS BRACKET	1	
3		OIL PUMP BOOT	1	
4	JQ1460616F6	HEXAGON HEAD BOLT & PLAIN WASHER ASSY.	5	
5		D-CLIP	19	
6		CLIP	1	
7		CLIP	13	
8		CLIP	17	
9		CLIP	8	

6.ROOF SKIN WIRE HARNESS



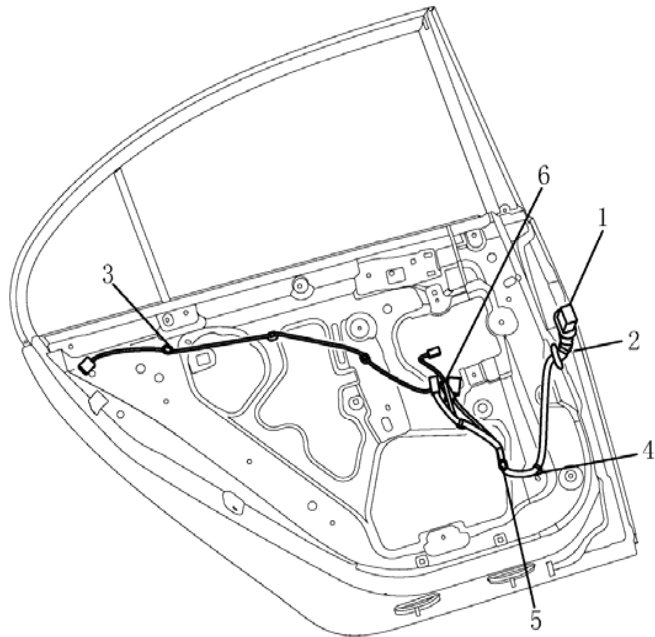
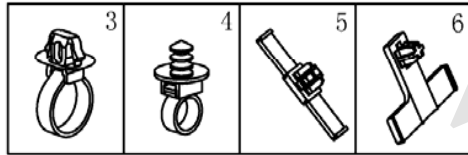
NO.	PART NO.	DES	QTY	REMARK
1	1067001145	INTERIOR DOME LAMP WIRE HARNESS	1	SUNROOF
1	1067001191	INTERIOR DOME LAMP WIRE HARNESS	1	
2		D-CLIP	5	
3		CLIP	1	

7.FRONT DOOR WIRE HARNESS



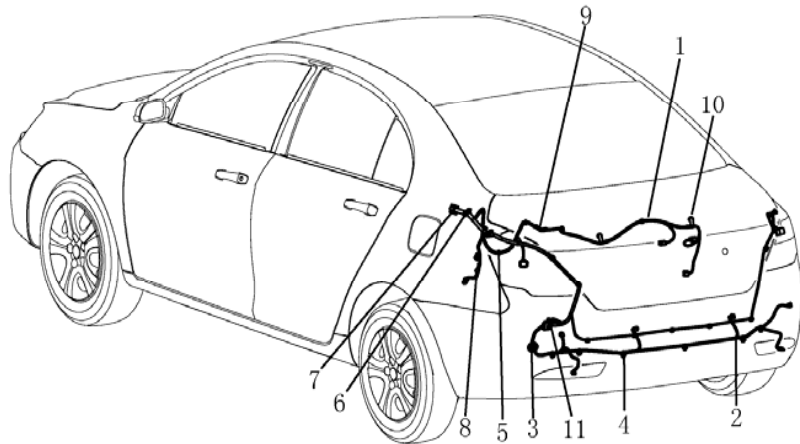
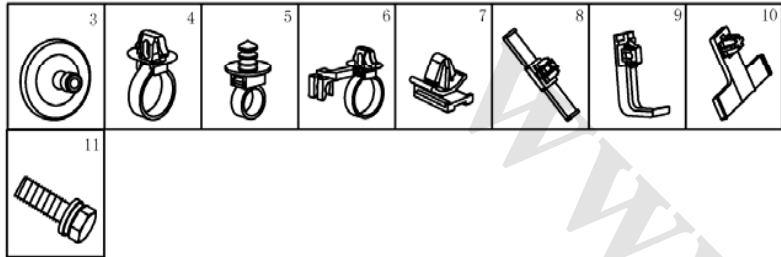
NO.	PART NO.	DES	QTY	REMARK
1	1067001188	DRIVER DOOR WIRE HARNESS ASSY.	1	
1	1067001147	DRIVER DOOR WIRE HARNESS ASSY.	1	ANTI-NIP
1	1067001189	RF DOOR WIRE HARNESS ASSY.	1	
1	1067001149	RF DOOR WIRE HARNESS ASSY.	1	ANTI-NIP
2	1067001148	BOOT	1	
3		D-CLIP	7	
4		CLIP	2	
5		CLIP	2	
6		CLIP	1	
7		G-CLIP	2	

8.REAR DOOR WIRE HARNESS



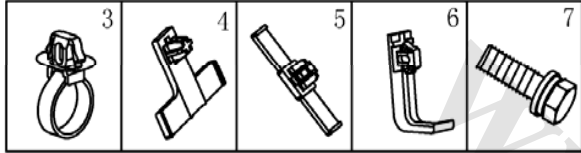
NO.	PART NO.	DES	QTY	REMARK
1	1067001190	LR DOOR WIRE HARNESS ASSY.	1	
1	1067001151	LR DOOR WIRE HARNESS ASSY.	1	ANTI-NIP
1	1067001354	RR DOOR WIRE HARNESS ASSY.	1	
1	1067001353	LR DOOR WIRE HARNESS ASSY.	1	ANTI-NIP
2	1067001152	BOOT	3	
3		D-CLIP	3	
4		CLIP	1	
5		CLIP	2	
6		CLIP	1	

9. REAR WIRE HARNESS(FE-1)

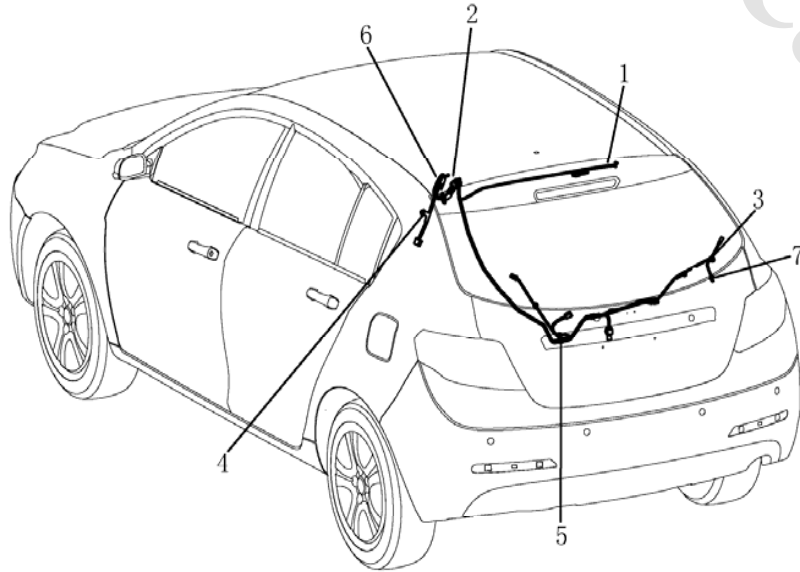


NO.	PART NO.	DES	QTY	REMARK
1	1067001186	TRUNK WIRE HARNESS ASSY.	1	
1	1067001183	TRUNK WIRE HARNESS ASSY.	1	PARKING SENSOR
2	1067001185	LOGLIGHT WIRE HARNESS ASSY.	1	
2	1067001155	LOGLIGHT WIRE HARNESS ASSY.	1	PARKING SENSOR
3		BOOT	1	
4		D-CLIP	18	
5		CLIP	4	
6		CLIP	2	
7		G-CLIP	1	
8		CLIP	1	
9		CLIP	1	
10		CLIP	3	
11	JQ1460616F6	HEXAGON HEAD BOLT & PLAIN WASHER ASSY.	1	

9. REAR WIRE HARNESS(FE-2)



NO.	PART NO.	DES	QTY	REMARK
1	1067002002	BACK DOOR WIRE HARNESS ASSY.	1	
2		BOOT	1	
3		D-CLIP	3	
4		CLIP	1	
5		CLIP	4	
6		CLIP	1	
7	JQ1460616F6	HEXAGON HEAD BOLT & PLAIN WASHER ASSY.	1	

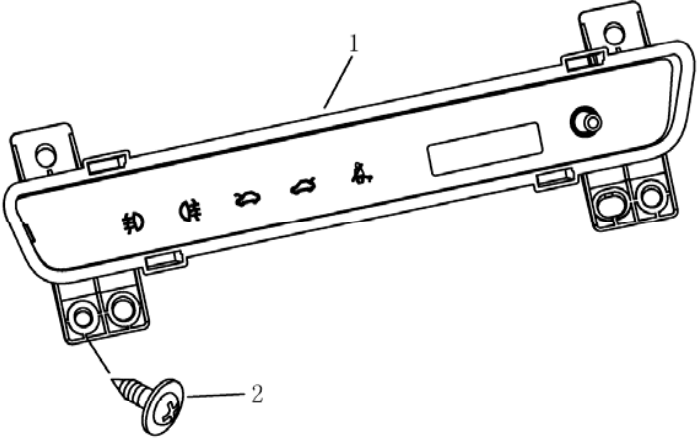


10. COMBINATION METER

NO.	PART NO.	DES	QTY	REMARK
1	1067001101	COMBINATION METER ASSY.	1	MT
1	1067002586	COMBINATION METER ASSY.	1	CVT
2	Q2734816F31	CROSS SLOTTED HEAD SELF-TAPPING SCREW	3	

11. MULTI-FUNCTION COMBINATION METER

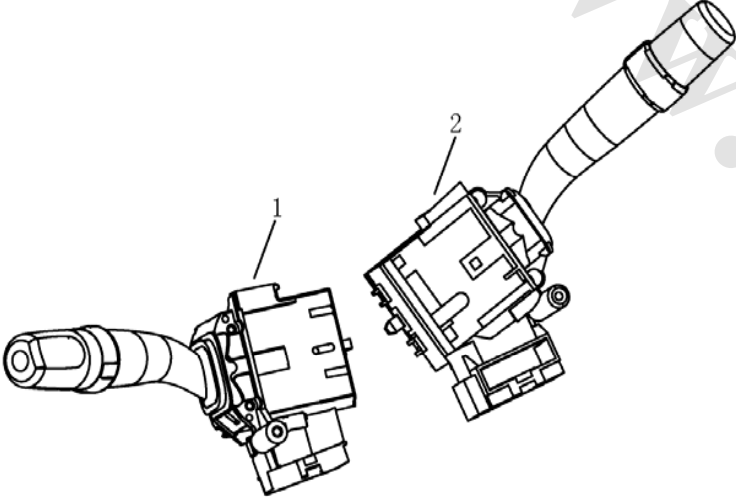
NO.	PART NO.	DES	QTY	REMARK
1	1067001104	MULTI-FUNCTION COMBINATION METER ASSY.	1	
2	Q2204295	CROSS SLOTTED HEAD SCREW & PLAIN WASHER ASSY.	4	



The image shows a technical drawing of a multi-function combination meter assembly (part 1) and a cross-slotted head screw with plain washer assembly (part 2). The meter assembly is a long, rectangular unit with a display window and several terminals. The screw and washer assembly is shown separately below it.

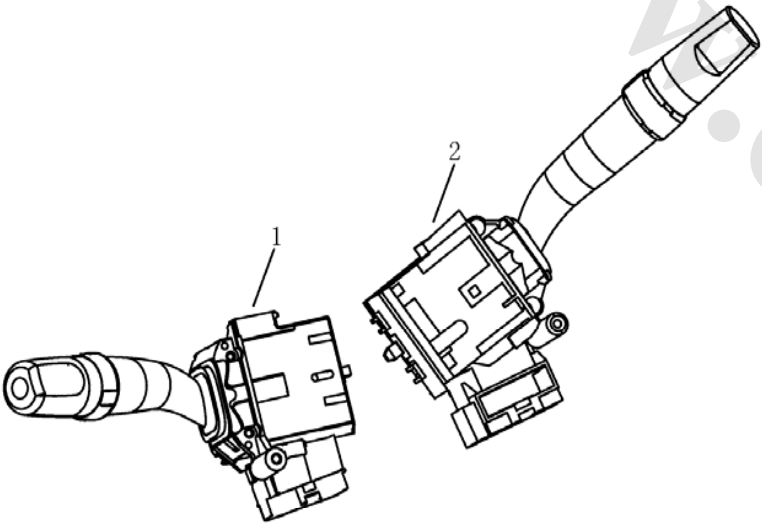
12.COMBINATION SWITCH(FE-1)

NO.	PART NO.	DES	QTY	REMARK
1	1017000657	LAMP COMBINATION SWITCH	1	
2	1067000079	WIPER COMBINATION SWITCH	1	



12.COMBINATION SWITCH(FE-2)

NO.	PART NO.	DES	QTY	REMARK
1	1017000657	LAMP COMBINATION SWITCH	1	
2	1067002004	WIPER COMBINATION SWITCH	1	



13. ELECTRIC SWITCH

	NO.	PART NO.	DES	QTY	REMARK
	1		METER BRIGHTNESS ADJUSTMENT SWITCH	1	
	2		ANTI-THEFT LAMP	1	
	3		TRUNK SWITCH	1	
	4		FRONT COMBINATION LAMP ADJUSTER SWITCH	1	
	5	1067001065	WARNING SWITCH	1	
	6	1067001067	METER FUNCTION SWITCH	1	
	7	1067001086	DRIVER SEAT WARMING SWITCH	1	
	8	1067001087	RF SEAT WARMING SWITCH	1	
	9	1067001085	SEAT WARMING SWITCH PANEL	1	
	10	1067001062	SEAT WARMING SWITC PLUG	1	
	11	1067002335	LF DOOR GLASS REGULATOR SWITCH ASSY.	1	
	12	1067002336	GLASS REGULATOR SWITCH	3	
	13	1067002331	LF DOOR GLASS REGULATOR SWITCH PANEL	1	
	14	1067002332	RF DOOR GLASS REGULATOR SWITCH PANEL	1	
14	1067002333	LR DOOR GLASS REGULATOR SWITCH PANEL	1		
14	1067002334	RR DOOR GLASS REGULATOR SWITCH PANEL	1		

14.BATTERY

	NO.	PART NO.	DES	QTY	REMARK
	1	1067000038	BATTERY ASSY.	1	
	2	1067000040	BATTERY SUPPORT	1	
	3	1067000043	SEAT ASSY.	1	
	4	1067000039	PULL ROD	1	
	5	1067001275	PRESSURE PLATE	1	
	6	1067000041	ANODE SEAT	1	
	7	1067000042	CATHODE SEAT	1	
	8	1067002381	ANODE BOOT	1	
	9	1067002380	ANODE CONNECTING PLAN	1	
	10	1067003027	120A FUSE	1	
	11	1067002383	FUSE BOX	1	
	12	1067001237	GROUND WIRE	1	
	13	Q1400820	HEXAGON HEAD BOLT & PLAIN WASHER ASSY.	2	
	14	Q1400620	HEXAGON HEAD BOLT & PLAIN WASHER ASSY.	3	
	15	Q32006	HEXAGON FLANGE NUT	1	
	16	Q32008	HEXAGON FLANGE NUT	2	
	17	Q1460820	HEXAGON BOLT,SPRING WASHER & PLAIN WASHER ASSY.	1	
	18	JQ1460616F6	HEXAGON BOLT,SPRING WASHER & PLAIN WASHER ASSY.	1	

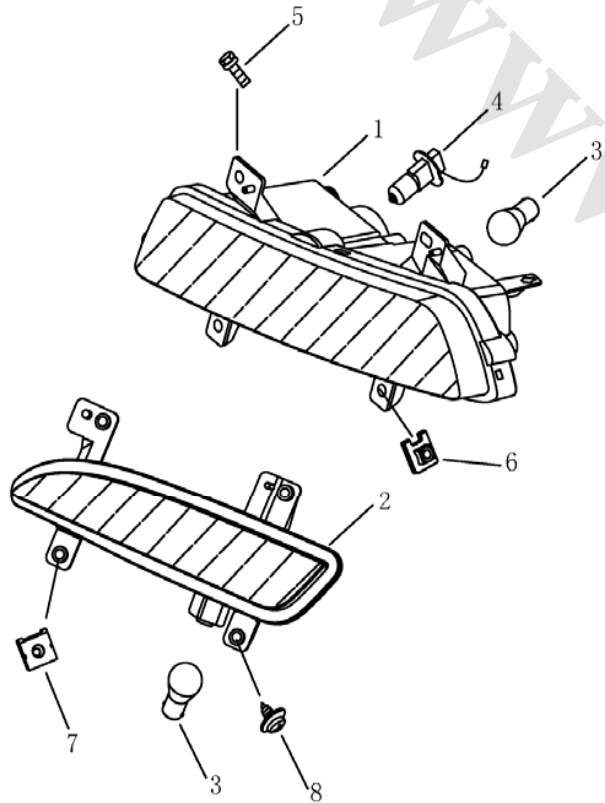
12.FRONT COMBINATION LAMP(FE-1)

NO.	PART NO.	DES	QTY	REMARK
1	1067001211	LF COMBINATION LAMP ASSY.	1	
1	1067001212	RF COMBINATION LAMP ASSY.	1	
2		BULB PY21W 12V 21W	2	
3	1017001362	BULB H7	2	
4	1067002221	BULB H1 12V 55W	2	
5		BULB W5W 12V 5W	2	
6	Q140DB0620	HEXAGON BOLT & PLAIN WASHER ASSY.	8	

12.FRONT COMBINATION LAMP(FE-2)

NO.	PART NO.	DES	QTY	REMARK
1	1067002009	LF COMBINATION LAMP ASSY.	1	
1	1067002010	RF COMBINATION LAMP ASSY.	1	
2		BULB PY21W 12V 21W	2	
3	1067002221	BULB H7	2	
4	1017001362	BULB H1 12V 55W	2	
5		BULB W5W 12V 5W	2	
6	Q140DB0620	HEXAGON BOLT & PLAIN WASHER ASSY.	8	

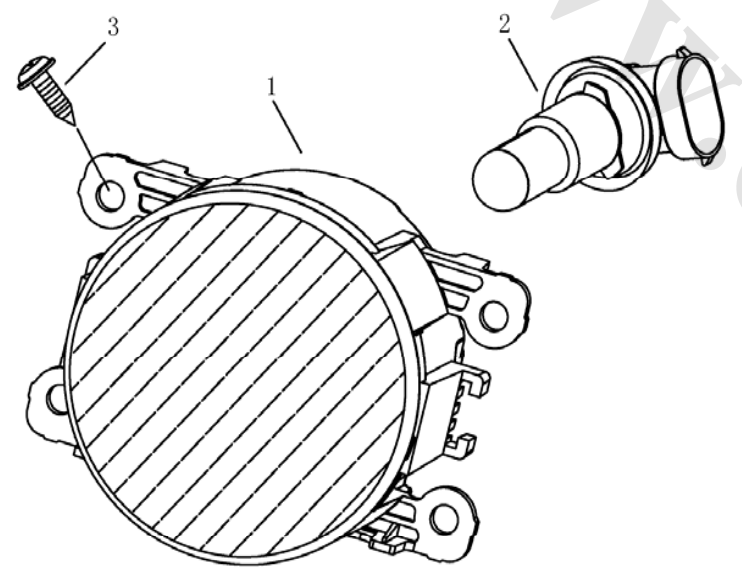
14. FOGLIGHT(FE-1)



NO.	PART NO.	DES	QTY	REMARK
1	1067001220	LF FOGLIGHT ASSY.	1	
1	1067001221	RF FOGLIGHT ASSY.	1	
2	1067001218	LR FOGLIGHT ASSY.	1	
2	1067001219	RR FOGLIGHT ASSY.	1	
3		BULB P21W 12V 21W	4	P21W
4		BULB H3 12V 55W	2	H3
5		CROSS SLOTTED HEAD SCREW & PLAIN WASHER ASSY.	8	
6	Q2300616	U-NUT	8	
7	JQ31306	CLIP	8	
8		CROSS SLOTTED HEAD SELF-TAPPING SCREW	8	

14. FOGLIGHT(FE-2)

NO.	PART NO.	DES	QTY	REMARK
1	1067002015	FRONT LOGLIGHT ASSY.	2	
2		BULB H11	2	H11
3	Q2714219	CROSS SLOTTED HEAD SELF-TAPPING SCREW	6	

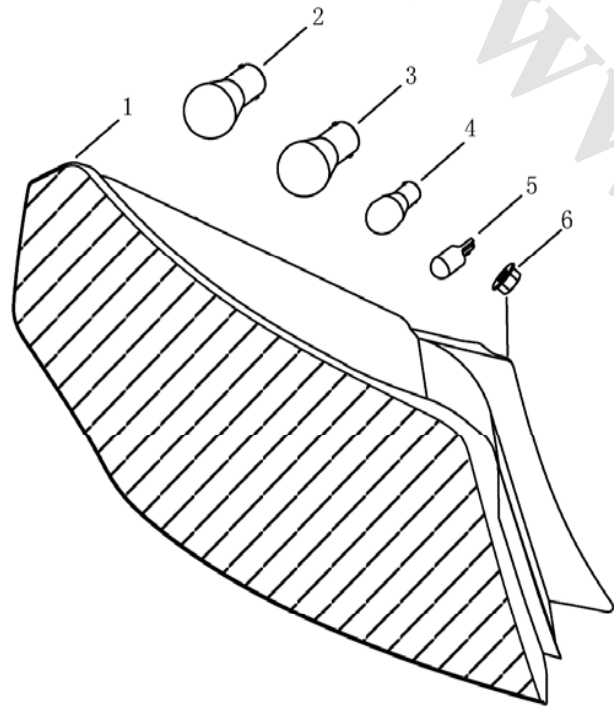


The diagram shows an exploded view of a fog light assembly. Part 1 is the main fog light housing, which is circular with a lens and mounting tabs. Part 2 is the bulb and socket assembly, which fits into the housing. Part 3 is a cross-slotted head self-tapping screw, which is used to secure the assembly to the vehicle's body.

15. REAR COMBINATION LAMP(FE-1)

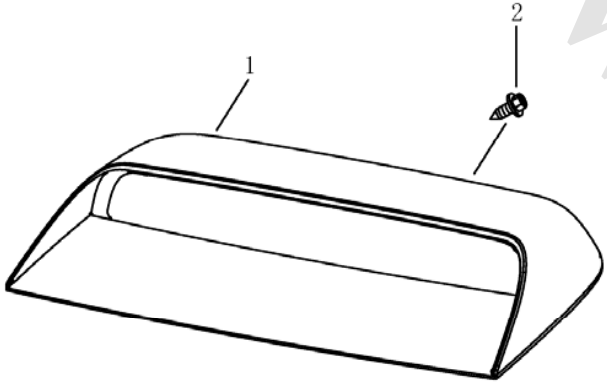
NO.	PART NO.	DES	QTY	REMARK
1	1067001230	LR COMBINATION LAMP ASSY.	1	
1	1067001231	RR COMBINATION LAMP ASSY.	1	
2		BULB PY21W 12V 21W	2	PY21W
3		BULB P21W 12V 21W	2	P21W
4	Q32005	HEXAGON FLANGE NUT	4	
5	1068001672	PLASTIC NUT	2	

15. REAR COMBINATION LAMP(FE-2)



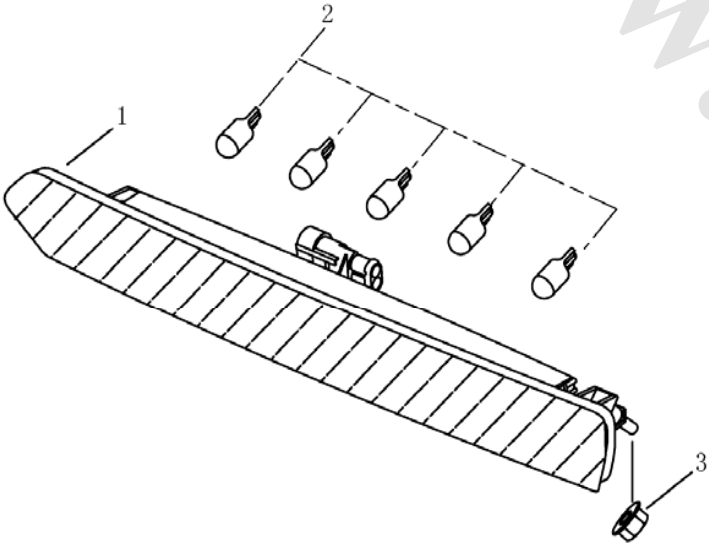
NO.	PART NO.	DES	QTY	REMARK
1	1067002018	LR COMBINATION LAMP ASSY.	1	
1	1067002019	RR COMBINATION LAMP ASSY.	1	
2		BULB W16W	2	
3		BULB PY21W 12V 21W	2	
4		BULB R5W	2	
5		BULB PR21W	1	
5		BULB P21W 12V 21W	1	
6	Q32005	HEXAGON FLANGE NUT	6	

16.HIGH-MOUNT LAMP(FE-1)

	NO.	PART NO.	DES	QTY	REMARK
	1	1067001205	HIGH-MOUNT LAMP ASSY.	1	
	2	Q2734213	CROSS SLOTTED HEAD SCREW & PLAIN WASHER ASSY.	2	

16.HIGH-MOUNT LAMP(FE-2)

NO.	PART NO.	DES	QTY	REMARK
1	1067002005	HIGH-MOUNT LAMP ASSY.	1	
2		BULB W5W 12V 5W	5	W5W
3	Q32005	HEXAGON FLANGE NUT	2	

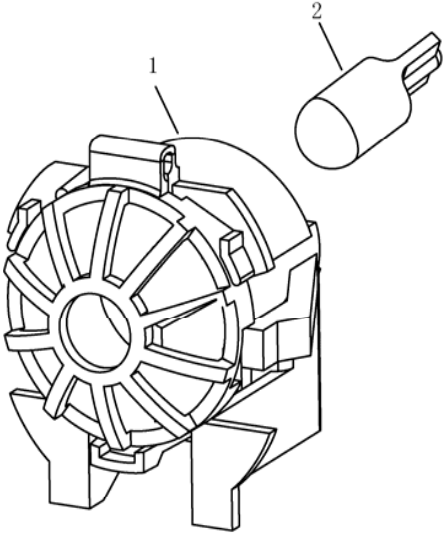


17. INTERIOR DOME LAMP

	NO.	PART NO.	DES	QTY	REMARK
	1	1067001201	INTERIOR DOME LAMP ASSY.(GB/GS)	1	
	2	1067001202	INTERIOR DOME LAMP & SUNROOF SWITCH ASSY.(GT)	1	
	3	1067001203	INTERIOR DOME CENTER LAMP ASSY.	1	
	4	1067001204	GLOVE COMPARTMENT LAMP	1	
	5		BULB W5W 12V 5W	4	
	6		BULB C5W 12V 5W	2	
	7	1067001225	INTERIOR DOME LAMP BRACKET	1	
	7	1067001253	INTERIOR DOME LAMP & SUNROOF SWITCH BRACKET	1	
	8	Q2140512	CROSS SLOTTED HEAD SCREW	4	
9	Q1840616	HEXAGON FLANGE BOLT	3		

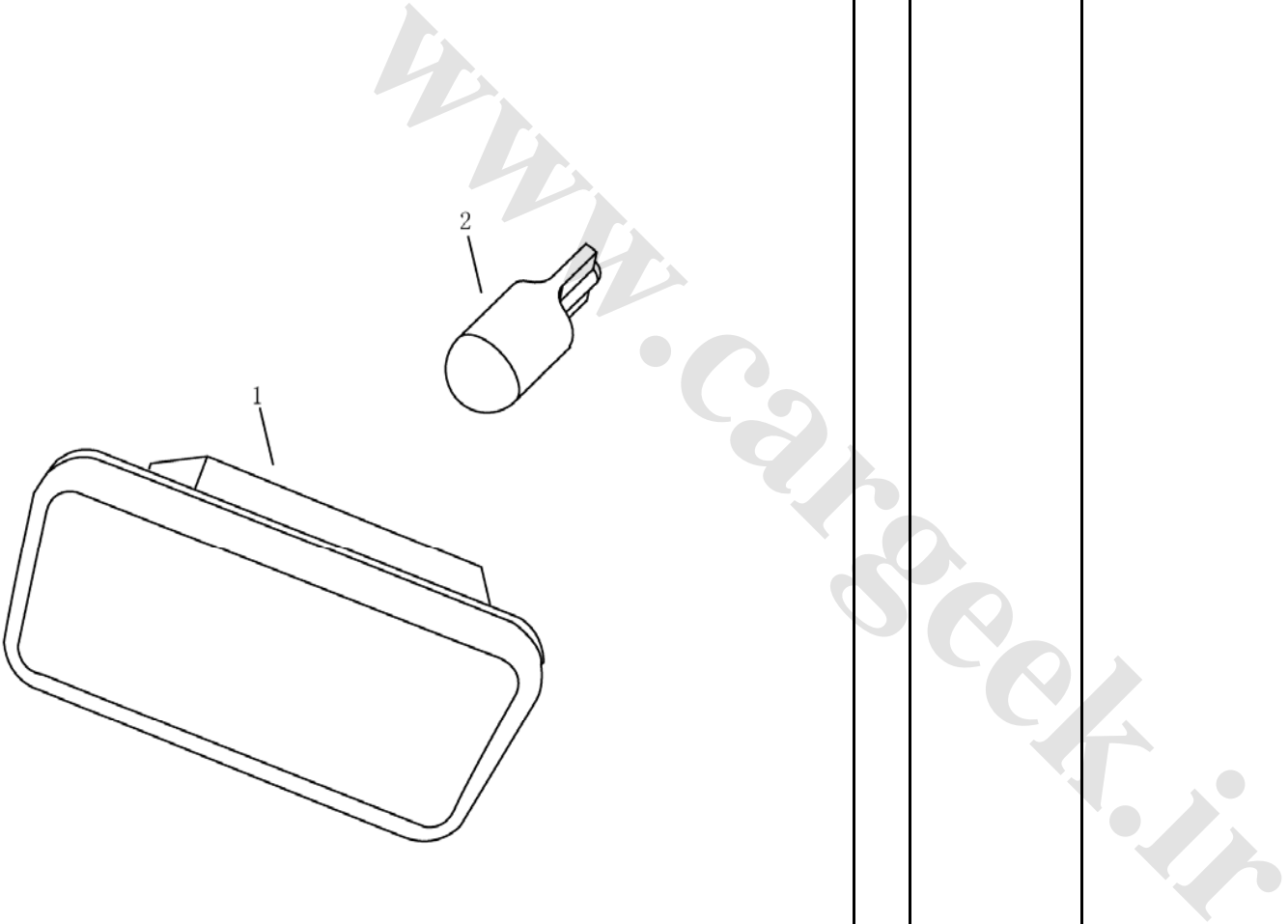
18. TRUNK LAMP(FE-1)

NO.	PART NO.	DES	QTY	REMARK
1	1067000106	TRUNK LAMP ASSY.	1	
2		BULB W5W 12V 5W	1	



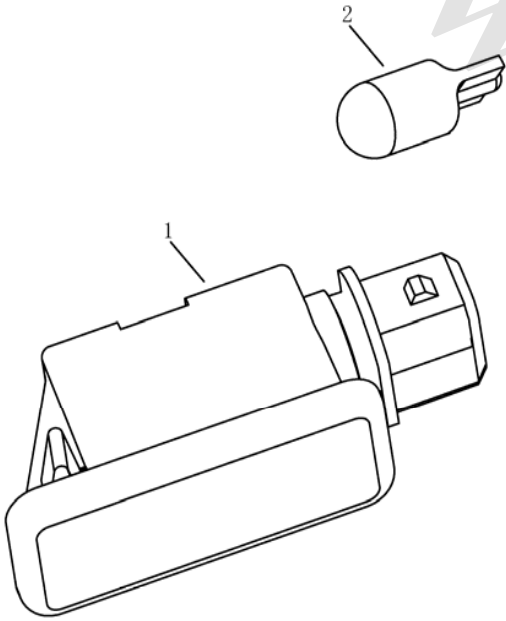
18. TRUNK LAMP(FE-2)

NO.	PART NO.	DES	QTY	REMARK
1	1701842180	LICENSE PLATE LAMP ASSY.	1	
2		BULB W5W 12V 5W	1	



19.LICENSE PLATE LAMP(FE-1)

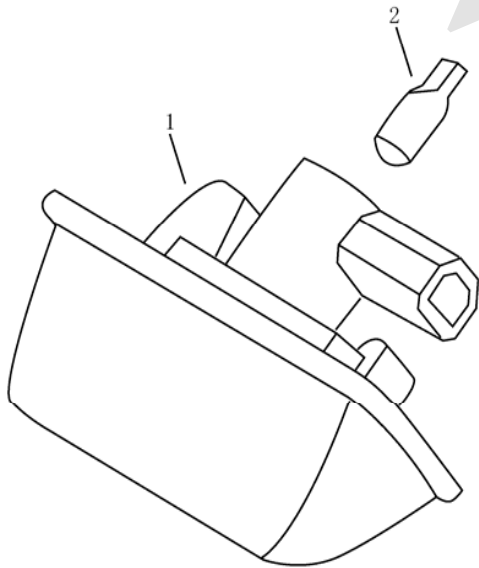
NO.	PART NO.	DES	QTY	REMARK
1	1067001313	LICENSE PLATE LAMP ASSY.	2	
2		BULB W5W 12V 5W	2	



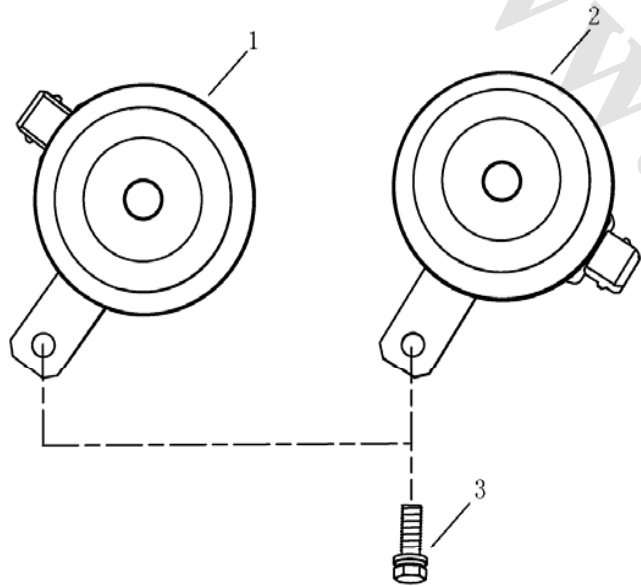
Technical drawing showing two parts: 1. License Plate Lamp Assembly (a rectangular housing with a lens and a mounting bracket) and 2. Bulb (a small cylindrical component).

19.LICENSE PLATE LAMP(FE-2)

NO.	PART NO.	DES	QTY	REMARK
1	1701842180	LICENSE PLATE LAMP ASSY.	2	
2		BULB W5W 12V 5W	2	



20.HORN



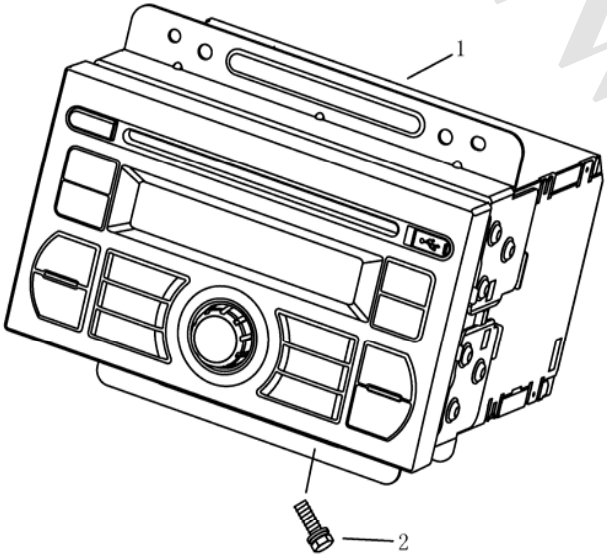
NO.	PART NO.	DES	QTY	REMARK
1	1067001092	LOW-HORN ASSY.	1	
2	1067001093	ALT-HORN ASSY.	1	
3	Q1460814	HEXAGON HEAD BOLT & PLAIN WASHER ASSY.	2	

21.FUSE BOX

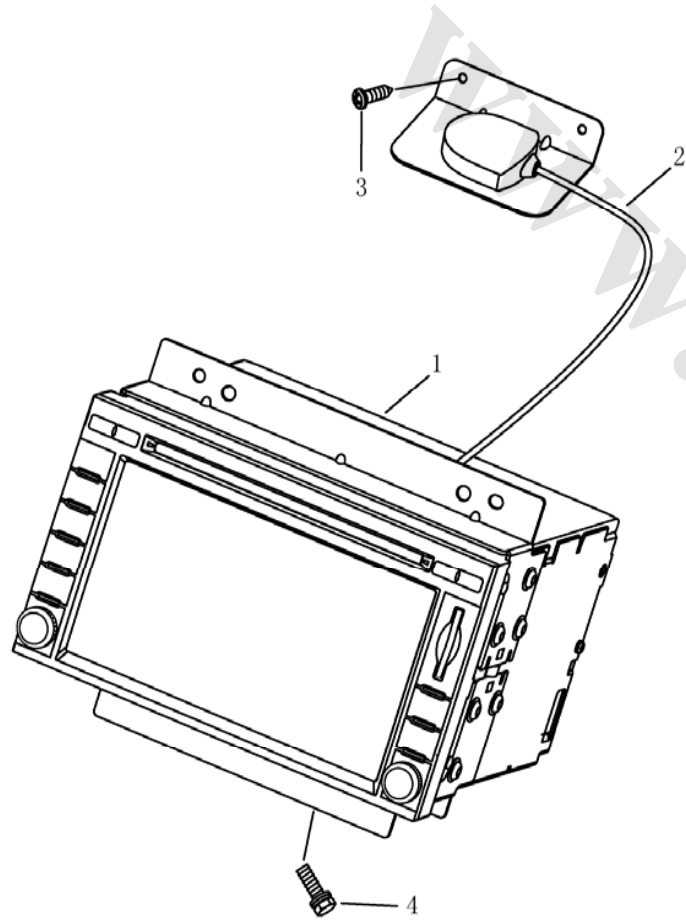
	NO.	PART NO.	DES	QTY	REMARK
	1	1067003569	I/P FUSE BOX ASSY.	1	
	2	1067001006	FUSE BOX ASSY.	1	
	3	1067002384	FUSE BOX COVER	1	
	4	1067001007	SMALL TYPE RELAY	6	
	5	1067001011	MINI TYPE RELAY	6	
	6	1067001123	30A FUSE	4	
	7	1067001124	40A FUSE	4	
	8	1067001126	60A FUSE	2	
	9	1067001128	100A FUSE	1	
	10	1067001129	5A MINI FUSE	2	
	11	1067001131	10A MINI FUSE	24	
	12	1067001132	15A MINI FUSE	9	
	13	1067001133	20A MINI FUSE	2	
	14	1067001134	25A MINI FUSE	1	
	15		30A MINI FUSE	4	
	16		FUSE TOOL	1	
	17	Q32006	HEXAGON FLANGE NUT	1	
	18	Q140Db0620	HEXAGON HEAD BOLT & PLAIN WASHER ASSY.	2	
	19	Q1400620	HEXAGON HEAD BOLT & PLAIN WASHER ASSY.	2	

22. CD PLAYER

NO.	PART NO.	DES	QTY	REMARK
1	1067001031	SINGLE-CD PLAYER & BRACKET ASSY.	1	
2	Q1400620	HEXAGON HEAD BOLT & PLAIN WASHER ASSY.	4	

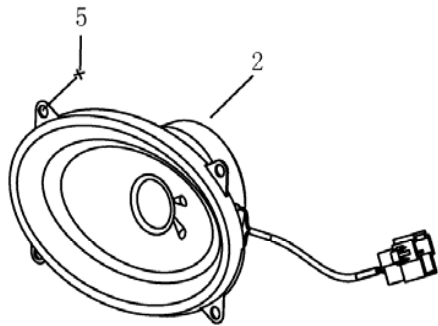
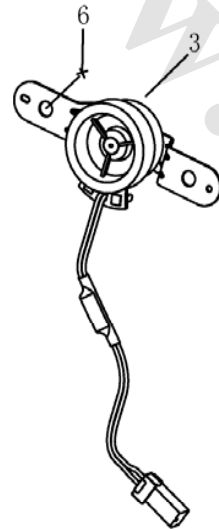
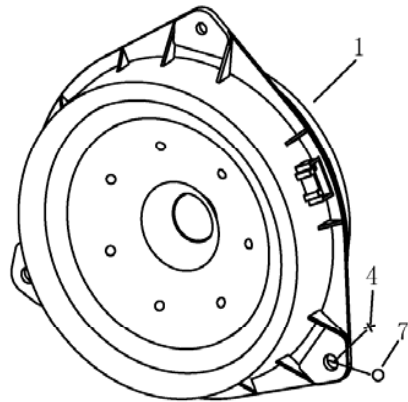
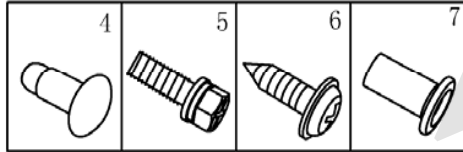


23. DVD PLAYER



NO.	PART NO.	DES	QTY	REMARK
1	1067001034	GPS SET	1	
2	1067001036	GPS ANTENNA	1	
3	Q2734213	CROSS SLOTTED HEAD SELF-TAPPING SCREW	2	
4	Q1400620	HEXAGON HEAD BOLT & PLAIN WASHER ASSY.	4	

24. SPEAKER



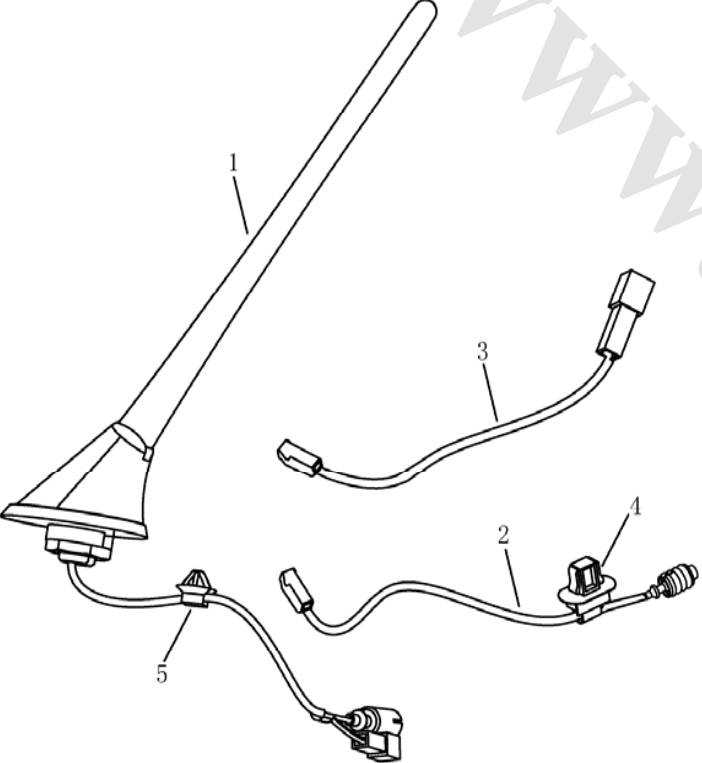
NO.	PART NO.	DES	QTY	REMARK
1	1067001038	FRONT DOOR SPEAKER	2	
2	1067001039	REAR DOOR SPEAKER	2	
3	1067001303	FRONT ALT-SPEAKER	2	
4	Q4400415T19	SCREW	6	
5	Q2204895A	HEXAGON HEAD SCREW & PLAIN WASHER ASSY.	8	
6	Q2214295A	HEXAGON HEAD SCREW & PLAIN WASHER ASSY.	4	
7	1067000128	PLASTIC PLAIN WASHER	6	

25.ANTENNA(FE-1)

	NO.	PART NO.	DES	QTY	REMARK
	1	1067001043	ANTENNA LEAD I	1	
	2	1067001484	ANTENNA LEAD II	1	
	3	1067001484	ANTENNA AMPLIFIER	1	
	4	Q1460616	HEXAGON HEAD BOLT & PLAIN WASHER ASSY.	1	
	5		CLIP	1	

25.ANTENNA(FE-2)

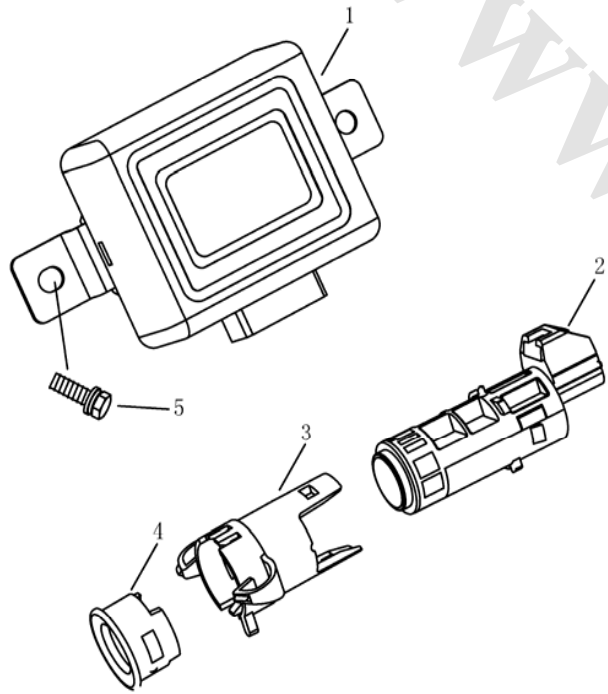
NO.	PART NO.	DES	QTY	REMARK
1	1067002029	ANTENNA ASSY.	1	
2	1067001484	ANTENNA LEAD I	1	
3	1067001485	ANTENNA LEAD II	1	
4		CLIP	1	
5		G-CLIP	1	



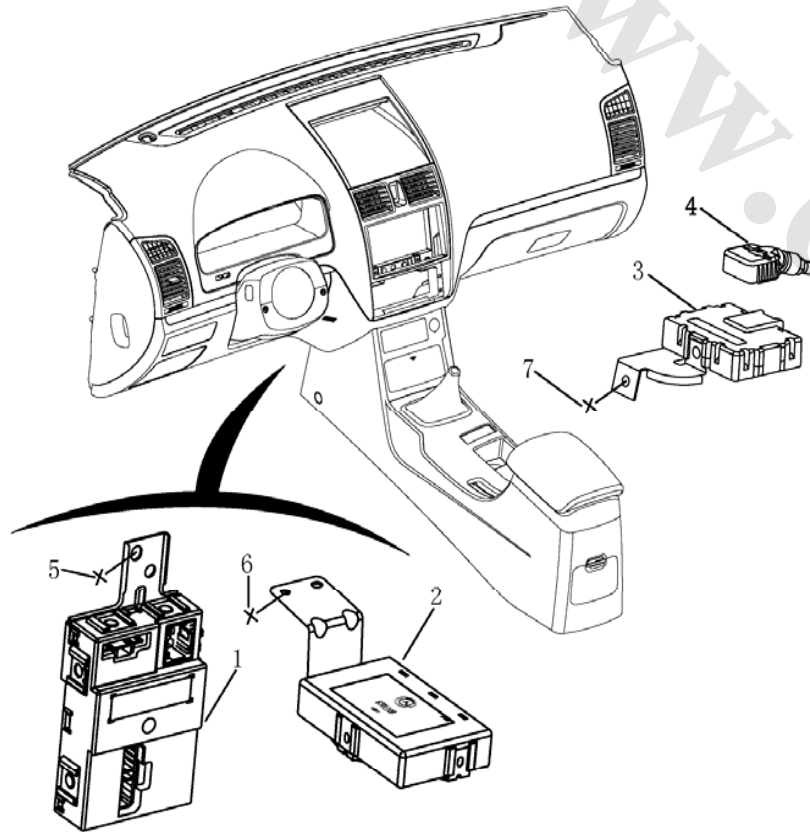
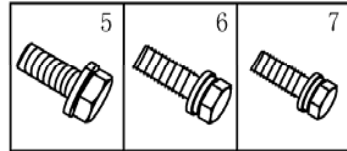
The diagram shows an exploded view of the antenna assembly. Part 1 is the main antenna assembly, which includes a long antenna rod and a mounting bracket. Part 2 is a cable with a connector. Part 3 is another cable with a different connector. Part 4 is a small plastic clip. Part 5 is a G-clip used for mounting.

26.PARKING SENSOR

NO.	PART NO.	DES	QTY	REMARK
1	1067001106	PARKING SENSOR HOST	1	
2	1067001107	PARKING SENSOR	4	
3	1068003040	PARKING SENSOR BRACKET I	4	
4	1068003041	PARKING SENSOR BRACKET II	4	
5	Q1460616	HEXAGON HEAD BOLT & PLAIN WASHER ASSY.	2	



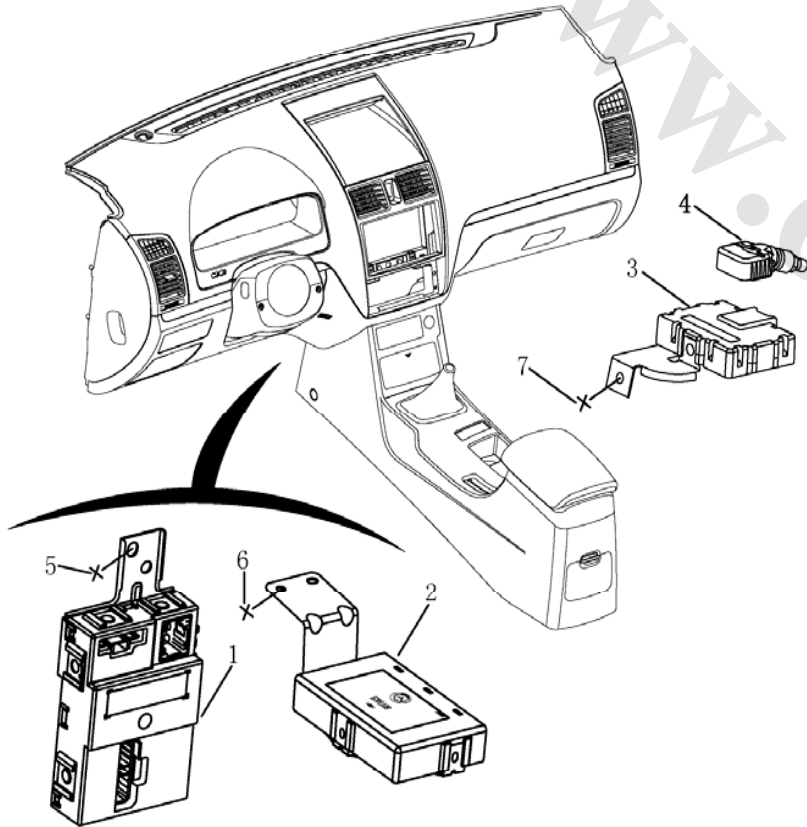
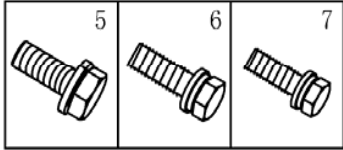
27.BCM(FE-1)



NO.	PART NO.	DES	QTY	REMARK
1	1067001246-01	BCM ASSY.	1	
1	1067001257-01	BCM ASSY.	1	ANTI-NIP
2	1067001109	GLASS REGULATOR CONTROLLER ASSY.	1	
3	1067001003	TPMS CONTROLLER	1	MT
3	1067002590	TPMS CONTROLLER	1	CVT
4	1067001004	TPMS SENSOR ASSY.	4	
5	Q1840816	HEXAGON HEAD BOLT & PLAIN WASHER ASSY.	2	
6	Q1460616	HEXAGON HEAD BOLT & PLAIN WASHER ASSY.	2	
7	Q1400616	HEXAGON HEAD BOLT & PLAIN WASHER ASSY.	2	

27.BCM(FE-2)

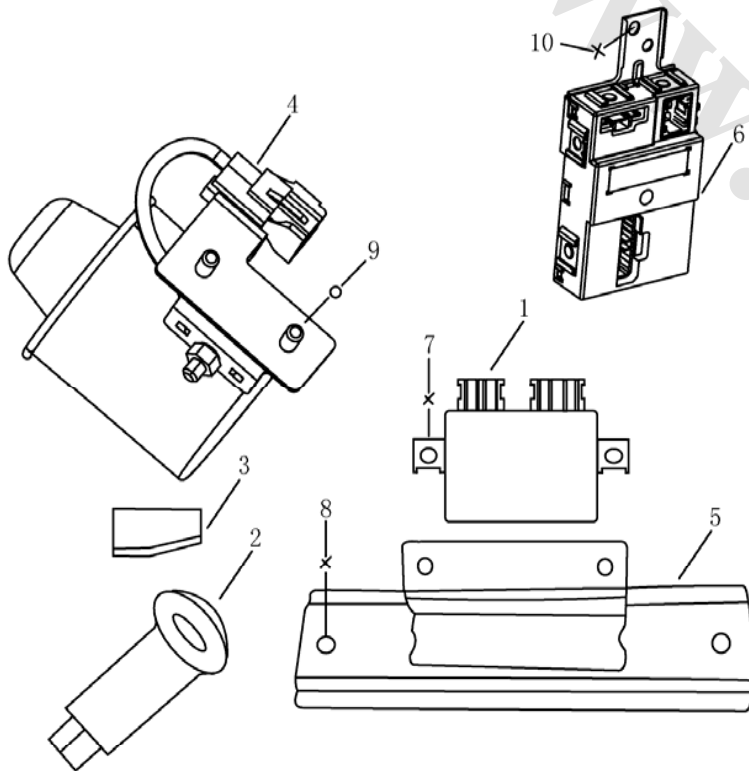
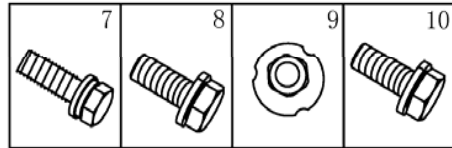
NO.	PART NO.	DES	QTY	REMARK
1	1067002036-01	BCM ASSY.	1	
1	1067002037-01	BCM ASSY.	1	ANTI-NIP
2	1067001109	GLASS REGULATOR CONTROLLER ASSY.	1	
3	1067001003	TPMS CONTROLLER	1	MT
3	1067002611	TPMS CONTROLLER	1	CVT
4	1067001004	TPMS SENSOR ASSY.	4	
5	Q1840816	HEXAGON HEAD BOLT & PLAIN WASHER ASSY.	2	
6	JQ146C0614	HEXAGON HEAD BOLT & PLAIN WASHER ASSY.	2	
7	Q1400616	HEXAGON HEAD BOLT & PLAIN WASHER ASSY.	2	



28.ANTI-THEFT(FE-1)

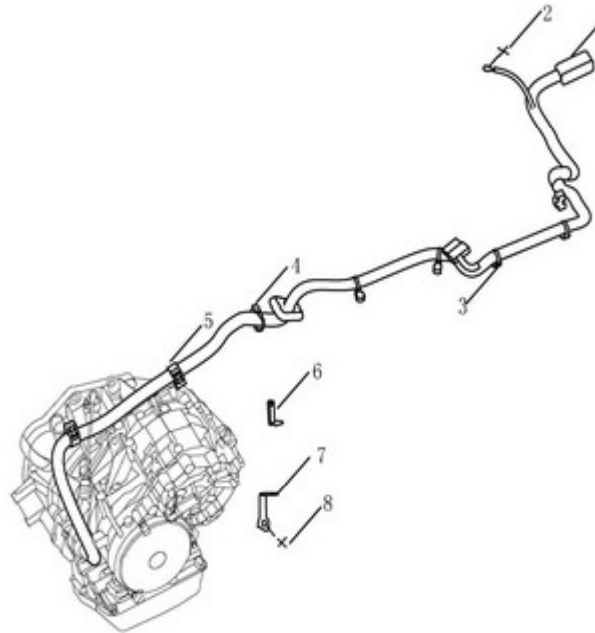
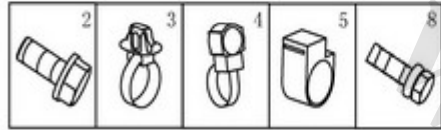
	NO.	PART NO.	DES	QTY	REMARK
	1	1067001366	ANTI-THEFT CONTROLLER ASSY.	1	
	2	1067001250	ANTI-THEFT COIL	1	
	3	1067001367	TRANSPONDER	2	
	4	1067002105	ANTI-THEFT HORN ASSY.	1	
	5	1068002410	CONTROLLER BRACKET	1	
	6	1067001246-01	BCM ASSY.	1	
	6	1067001257-01	BCM ASSY.	1	ANTI-NIP
	7	Q1400616	HEXAGON HEAD BOLT & PLAIN WASHER ASSY.	2	
	8	Q1400614	HEXAGON HEAD BOLT & PLAIN WASHER ASSY.	2	
	9	Q32206	HEXAGON HEAD BOLT & PLAIN WASHER ASSY.	2	
10	Q1400816	HEXAGON HEAD BOLT & PLAIN WASHER ASSY.	2		

28.ANTI-THEFT(FE-2)



NO.	PART NO.	DES	QTY	REMARK
1	1067001366	ANTI-THEFT CONTROLLER ASSY.	1	
2	1067001250	ANTI-THEFT COIL	1	
3	1067001367	TRANSPONDER	2	
4	1067002105	ANTI-THEFT HORN ASSY.	1	
5	1068002410	CONTROLLER BRACKET	1	
6	1067002036-01	BCM ASSY.	1	
6	1067002037-01	BCM ASSY.	1	ANTI-NIP
7	Q1400616	HEXAGON HEAD BOLT & PLAIN WASHER ASSY.	2	
8	Q1400614	HEXAGON HEAD BOLT & PLAIN WASHER ASSY.	2	
9	Q32206	HEXAGON HEAD BOLT & PLAIN WASHER ASSY.	2	
10	Q1400816	HEXAGON HEAD BOLT & PLAIN WASHER ASSY.	2	

29.CVT WIRE HARNESS

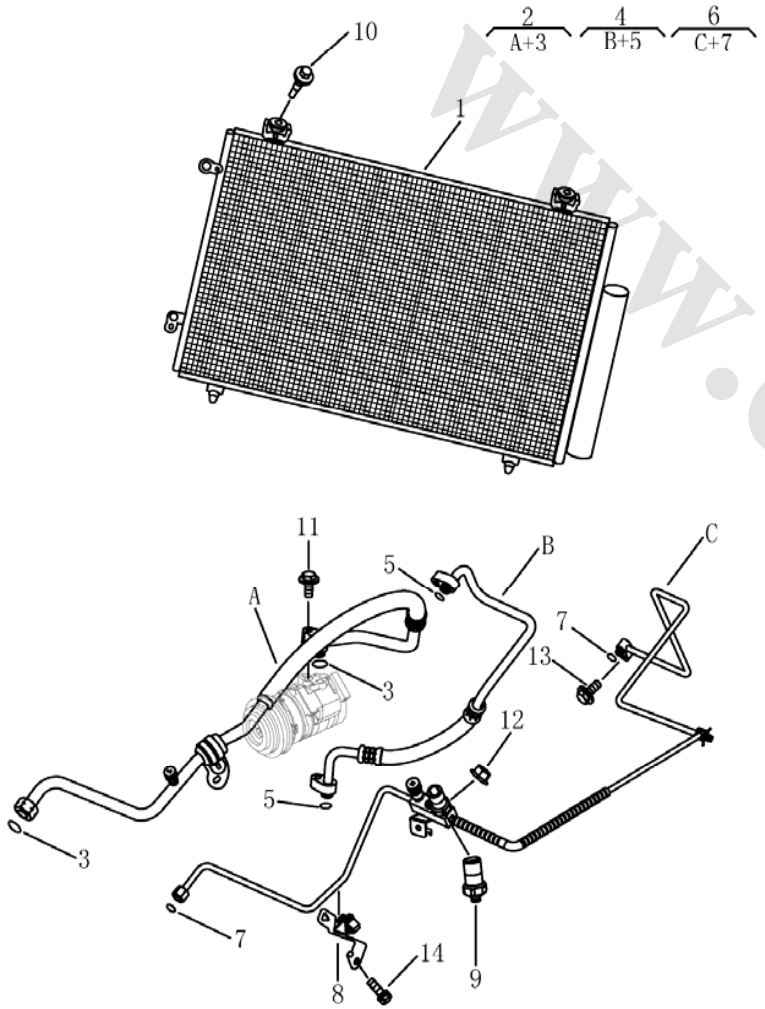


NO.	PART NO.	DES	QTY	REMARK
1	1067002339	TCU WIRE HARNESS	1	
2	JQ1460616F6	HEXAGON HEAD BOLT & PLAIN WASHER ASSY.	1	
3	1067002215	D-SHAPE CLIP	4	
4	1067002209	CLIP	1	
5	1067002213	CLIP	2	
6	1066001609	BRACKET	1	
7	1066001610	BRACKET	1	
8		HEXAGON FLANGE BOLT	1	

8. A/C & AIR BAG

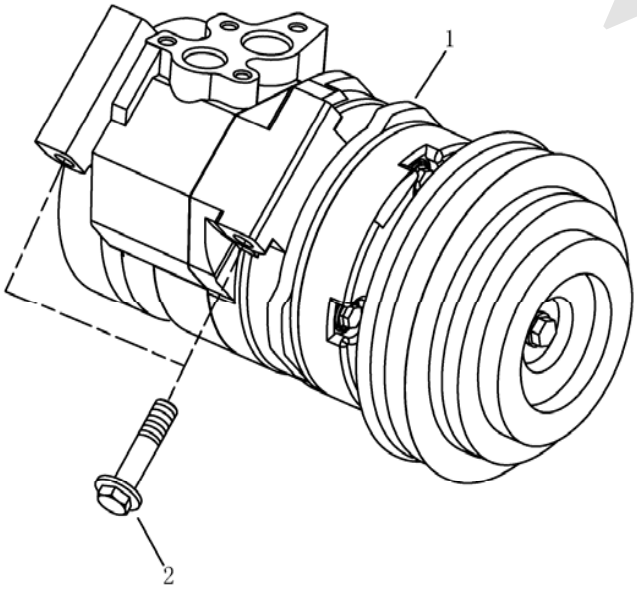
1. CONDENSER

NO.	PART NO.	DES	QTY	REMARK
1	1067000139	CONDENSER	1	
2	1067001282	SUCTION HOSE	1	
2	1067002692	SUCTION HOSE	1	ATO
3	1067002374	O RING SEAL $\phi 14 \times 2.4$	2	
4	1067001283	DISCHARGE HOSE	1	
4	1067002693	DISCHARGE HOSE	1	ATO
5	1067002375	O RING SEAL $\phi 11.3 \times 2.4$	2	
6	1067002368	HIGH PRESSURE PIPE	1	
7	1017010296	O RING SEAL $\phi 6.8 \times 1.9$	2	
8	1067002123	HIGH PRESSURE PIPE BRACKET	1	
9	1067002261	PRESSURE SWITCH	1	
10	1067000140	HEXAGON FLANGE SCREW	2	
11	Q1860630	HEXAGON FLANGE BOLT	3	
12	Q32006	HEXAGON FLANGE NUT	2	
13	Q1860625	HEXAGON FLANGE BOLT	1	
14	Q1400612	HEXAGON HEAD BOLT & PLAIN WASHER ASSY.	1	

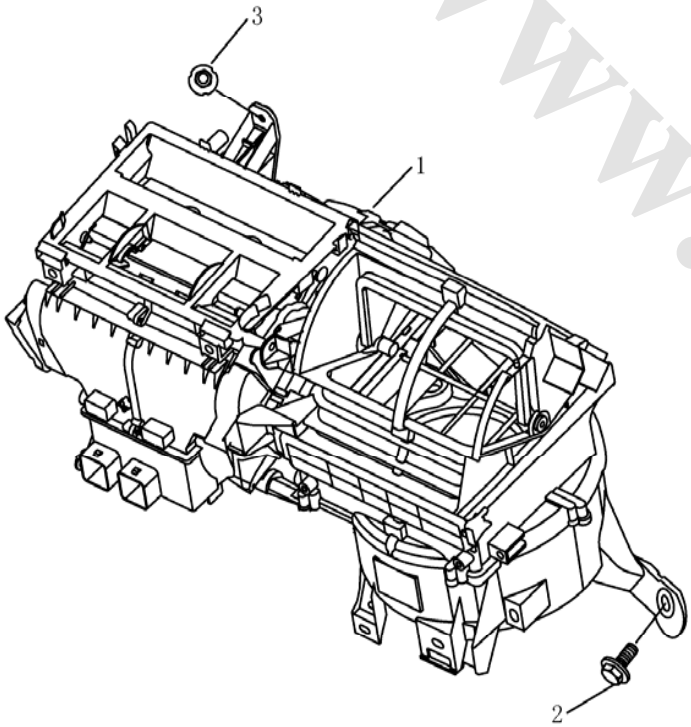


2. COMPRESSOR

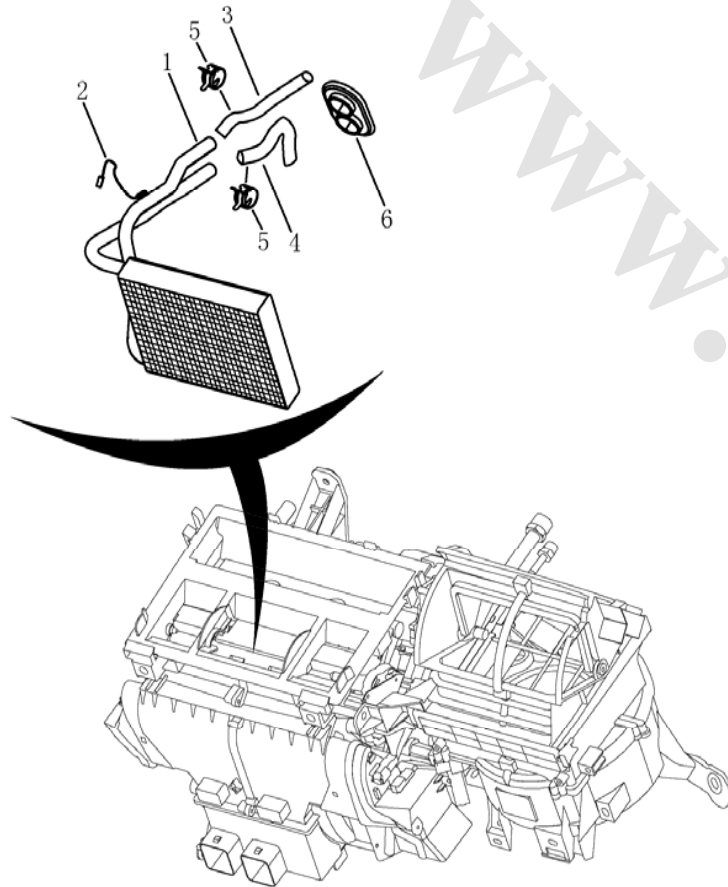
NO.	PART NO.	DES	QTY	REMARK
1	1067000182	COMPRESSOR ASSY.	1	CH
1	1067000138	COMPRESSOR ASSY.	1	ATO
2	Q1840880	HEXAGON FLANGE NUT	3	



3. HVAC

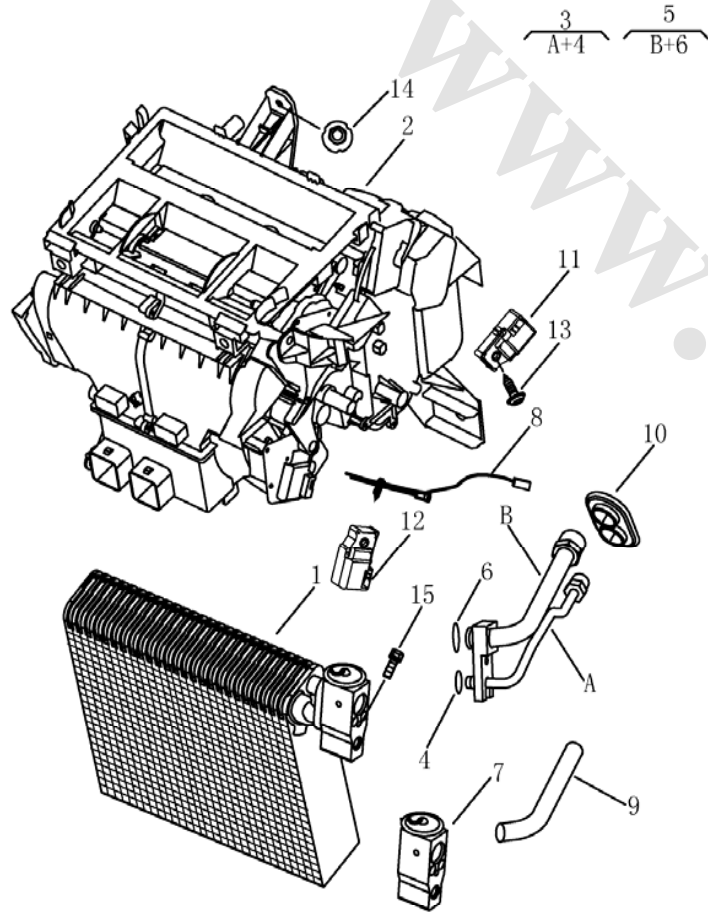
	NO.	PART NO.	DES	QTY	REMARK
	1	1067001272	HVAC ASSY.	1	
	2	JQ2756319	CROSS SLOTTED HEAD SCREW & PLAIN WASHER ASSY.	1	
	3	JQ323Db06	HEXAGON NUT & PLAIN WASHER ASSY.M6	2	

4. HEATER



NO.	PART NO.	DES	QTY	REMARK
1	1061001245	HEATER ELEMENT	1	
2	1067002251	HEATER ELEMENT TEMPERATURE SENSOR	1	
3	1136000138	INLET WATER PIPE	1	
4	1136000144	1# WATER PIPE	1	
5		HOOP	2	
6	1068000032	SEAL	1	

5. EVAPORATOR



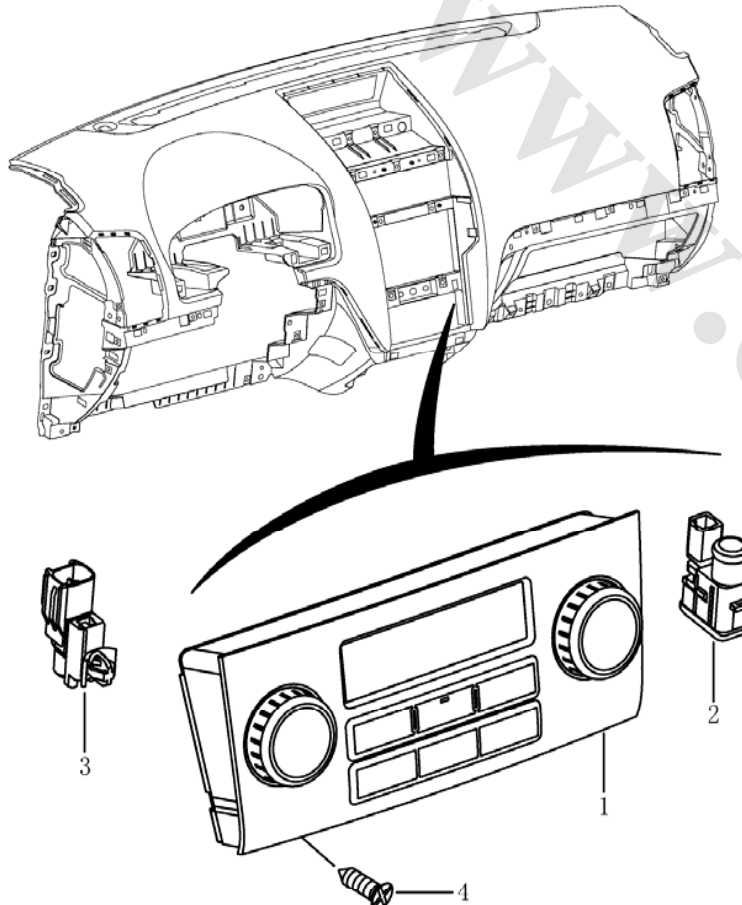
NO.	PART NO.	DES	QTY	REMARK
1	1067002246	EVAPORATOR ELEMENT & EXPANSION VALVE ASSY.	1	
2	1067002245	EVAPORATOR CASING	1	
3	1067002255	HIGH PRESSURE PIPE JOINT	1	
4	1017010296	O RING SEAL $\phi 6.8 \times 1.9$	1	
5	1067002256	LOW PRESSURE PIPE JOINT	1	
6	1067002374	O RING SEAL $\phi 14 \times 2.4$	1	
7	1061001244	EXPANSION VALVE	1	
8	1067002247	EVAPORATOR TEMPERATURE SENSOR	1	
9	1067002259	WATER PIPE	1	
10	1068000031	SEAL	1	
11	1067002248	TEMPERATURE DOOR	1	
12	1067002249	MODE DOOR	1	
13		SCREW M4×22	6	
14	JQ323Db06	HEXAGON NUT & PLAIN WASHER ASSY.M6	2	
15		INNER HEXAGON HEAD SCREW M5×35	2	

6. BLOWER

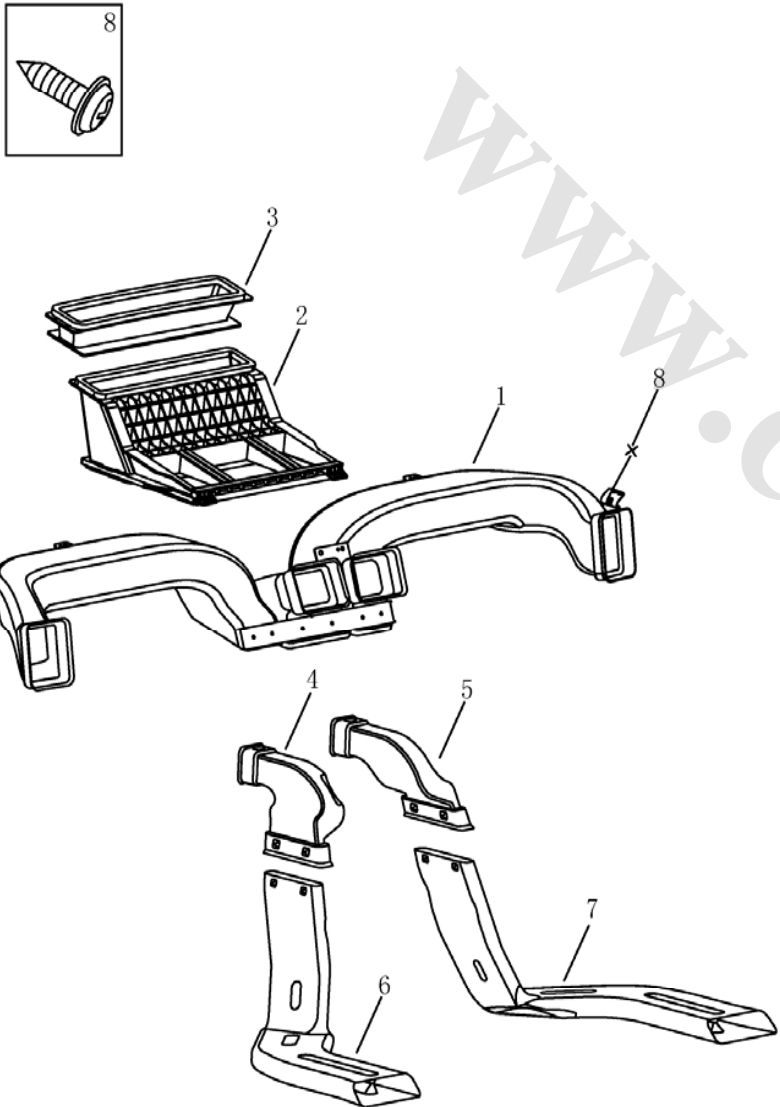
	NO.	PART NO.	DES	QTY	REMARK
	1	1061001238	BLOWER MOTOR & BLADE ASSY.	1	
	2	1067002252	BLOWER CASING	1	
	3	1061001239	SPEED ADJUSTER	1	
	4	1067000154	RECIRC OUTSIDE AIR PIPE	1	
	5	1061001246	AIR CLEANER	1	
	6	1067002253	RECIRC DOOR	1	
	7		SELF-TAPPING SCREW ST4.2×16	5	
	8	JQ323Db06	HEXAGON NUT & PLAIN WASHER ASSY.M6	3	
	9	Q2215516	CROSS SLOTTED HEAD SCREW & PLAIN WASHER ASSY.	2	
	10		SCREW M4×22	3	
	11	JQ2756319	CROSS SLOTTED HEAD SCREW & PLAIN WASHER ASSY.	1	
	12	Q140Db0620	CROSS SLOTTED HEAD SCREW & PLAIN WASHER ASSY.	1	

7. A/C CONTROLLER

NO.	PART NO.	DES	QTY	REMARK
1	1067001274	A/C CONTROL PANEL ASSY.	1	
2	1067000033	ROOM TEMPERATURE SENSOR	1	
3	1067000034	AMBIENT TEMPERATURE SENSOR	1	
4	Q2540516	CROSS SLOTTED HEAD BOLT	4	



8. VENT PIPE

	NO.	PART NO.	DES	QTY	REMARK
	1	1068002300	VENT PIPE ASSY.	1	
	2	1068002505	A/C CONNECTING PIPE	1	
	3	1068002933	A/C CONNECTING PIPE 1#	1	
	4	1068002511	A/C LOWER LEFT CONNECTING PIPE	1	
	5	1068002514	A/C LOWER RIGHT CONNECTING PIPE	1	
	6	1068002512	A/C LOWER LEFT VENT PIPE	1	
	7	1068002515	A/C LOWER RIGHT VENT PIPE	1	
	8	Q2714216	CROSS SLOTTED HEAD SCREW	6	

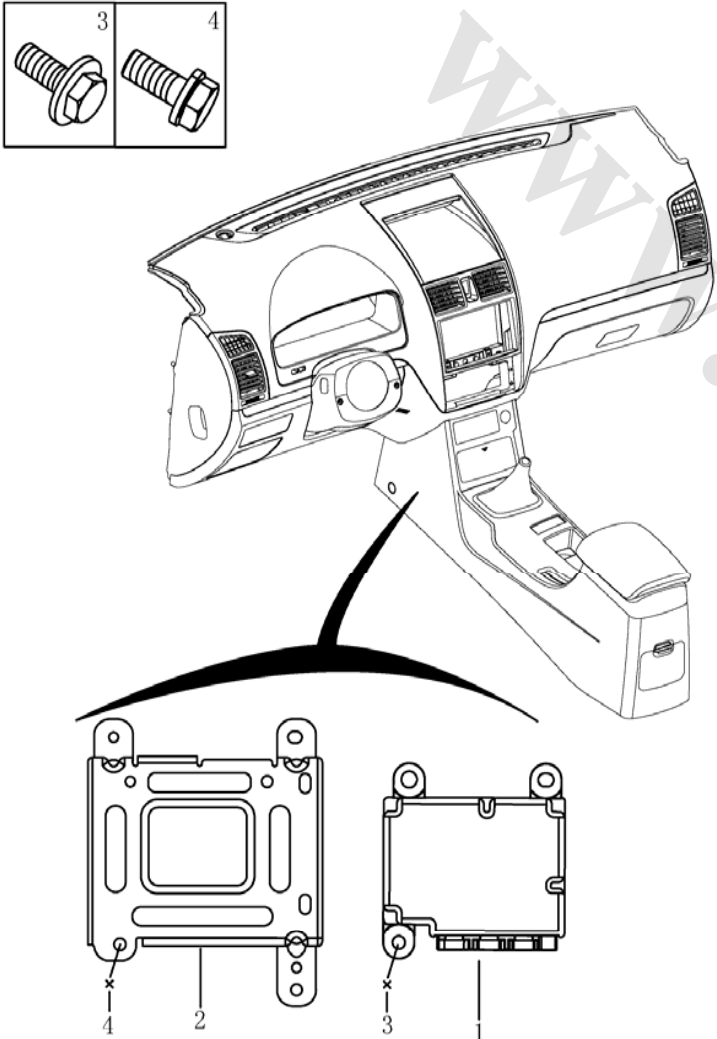
9. DAB

	NO.	PART NO.	DES	QTY	REMARK
	1	1067001161	DAB	1	
	2	1067001168	LEFT CURTAIN AIR BAG	1	FE-1
	2	1067001169	RIGHT CURTAIN AIR BAG	1	FE-1
	2	1068002874	LEFT CURTAIN AIR BAG	1	FE-2
	2	1068002875	RIGHT CURTAIN AIR BAG	1	FE-2
	3	1063000106	FACE IMPACT SENSOR	1	
	4	1063000105	SIDE IMPACT SENSOR	1	
5	1067001184	SPRING CLOCK	1		
6	Q1400620	HEXAGON HEAD BOLT & PLAIN WASHER ASSY.	2		
7	JQ1460616	HEXAGON HEAD BOLT & PLAIN WASHER ASSY.	1		

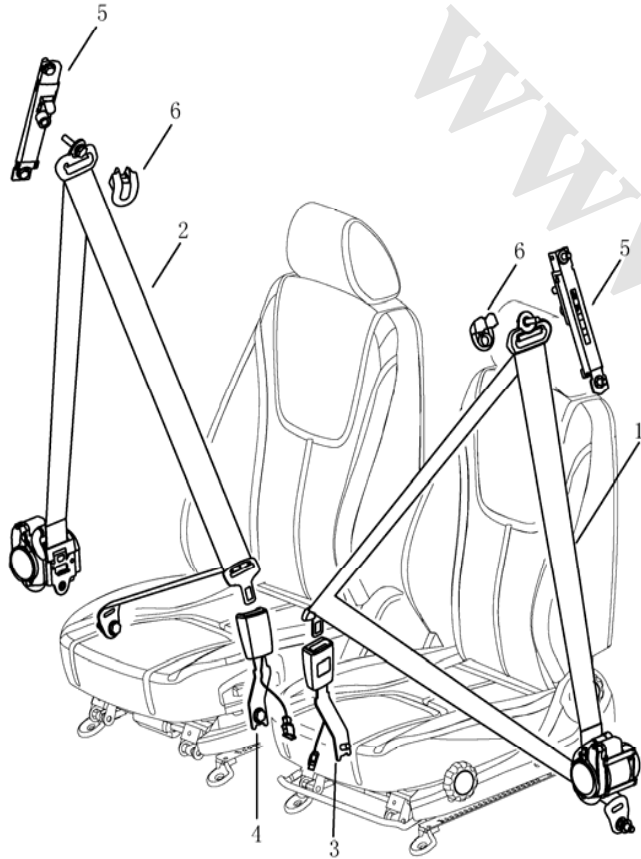
10. PAB

	NO.	PART NO.	DES	QTY	REMARK
	1	1067001167	PAB	1	
	2	1067001168	LEFT CURTAIN AIR BAG	1	FE-1
	2	1067001169	RIGHT CURTAIN AIR BAG	1	FE-1
	2	1068002874	LEFT CURTAIN AIR BAG	1	FE-2
	2	1068002875	RIGHT CURTAIN AIR BAG	1	FE-2
	3	1063000106	FACE IMPACT SENSOR	1	
	4	1063000105	SIDE IMPACT SENSOR	1	
5	1063000065	SPRING CLOCK	1		
6	Q1400620	HEXAGON HEAD BOLT & PLAIN WASHER ASSY.	2		
7	JQ1460616	HEXAGON HEAD BOLT & PLAIN WASHER ASSY.	1		

11. AIR BAG ECU

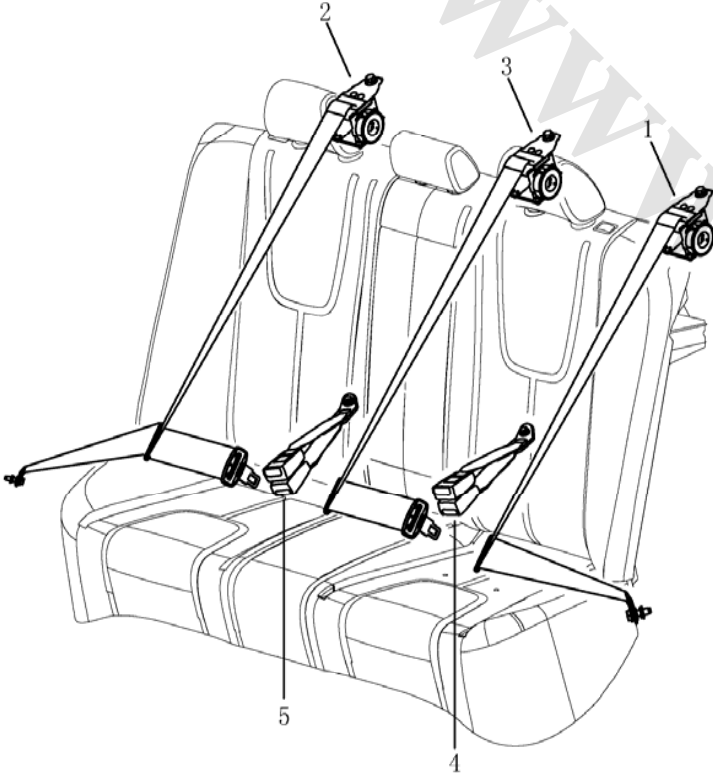
	NO.	PART NO.	DES	QTY	REMARK
	1	1063000102	SRS ECU(4-LOOP)	1	DUAL-AIRBAG
	1	1063000103	SRS ECU(8-LOOP)	1	SIX-AIRBAG
	2	1067001162	SRS ECU BRACKET	1	
	3	Q1840620	HEXAGON FLANGE BOLT	3	
	4	Q1840620	HEXAGON FLANGE BOLT	3	

12. FRONT SEAT BELT

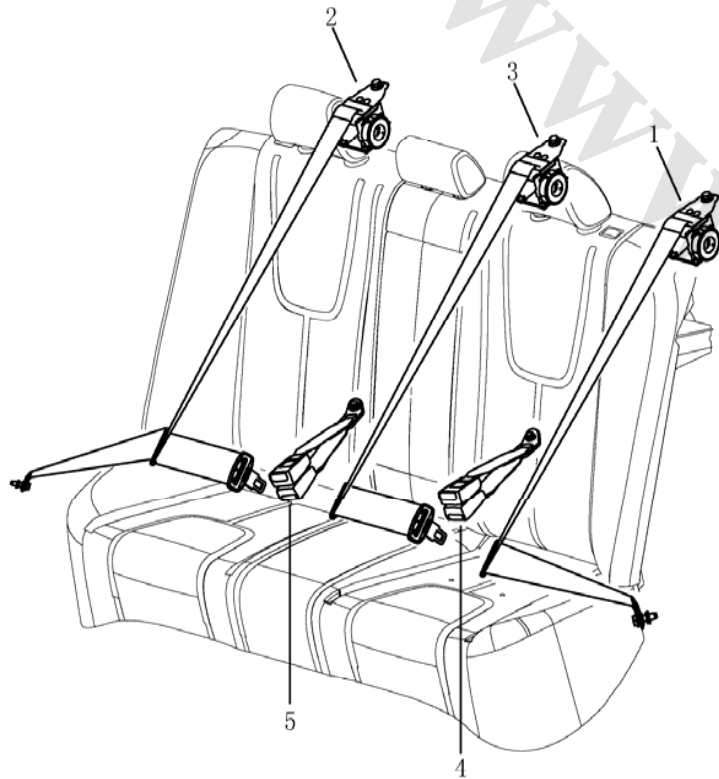


NO.	PART NO.	DES	QTY	REMARK
1	1068001101	LF SAFETY BELT ASSY.	1	
2	1068001304	RF SAFETY BELT ASSY.	1	
3	1068001103	LF SAFETY BELT BUCKLE ASSY.	1	
3	1063000034	FRONT SAFETY BELT BUCKLE ASSY.	2	SMALL HATCH
4	1068001104	RF SAFETY BELT BUCKLE ASSY.	1	
5	1068001102	FRONT SAFETY BELT ADJUSTER	2	
6	1068001382	ADJUSTER TRIM COVER	2	

13. REAR SEAT BELT(FE-1)

	NO.	PART NO.	DES	QTY	REMARK
	1	1068001113	LR SAFETY BELT ASSY.	1	
	2	1068001114	RR SAFETY BELT ASSY.	1	
	3	1068001115	CENTER SAFETY BELT ASSY.	1	
	4	1068001118	LR SAFETY BELT BUCKLE ASSY.	1	
	5	1068001119	RR SAFETY BELT BUCKLE ASSY.	1	

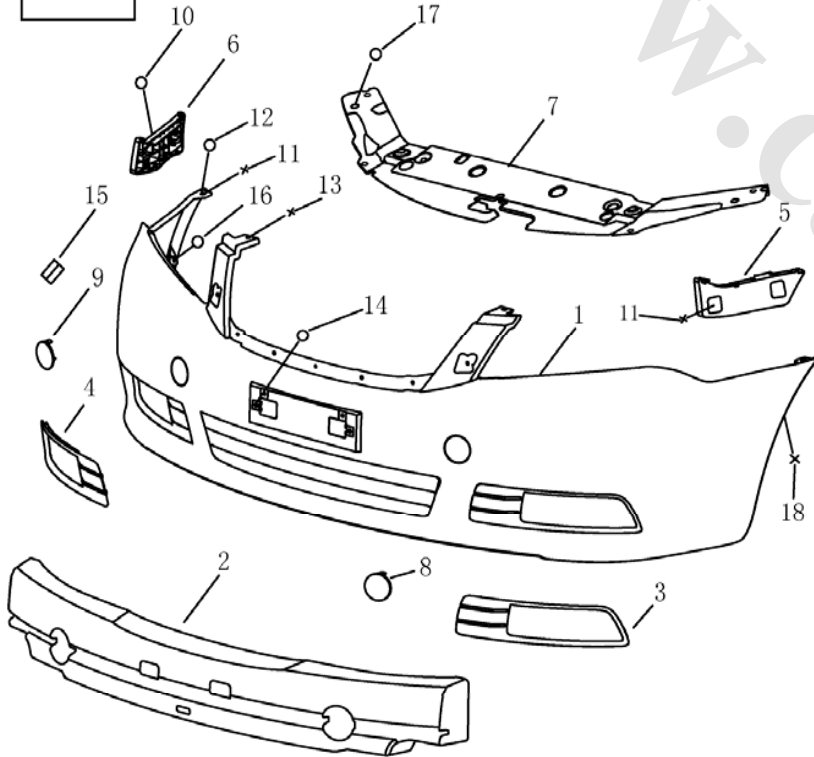
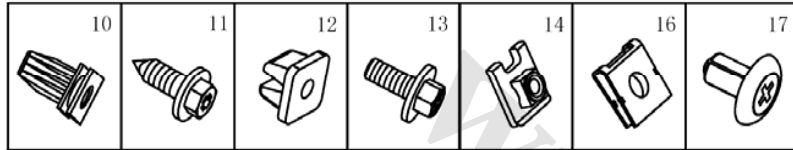
13. REAR SEAT BELT(FE-2)



NO.	PART NO.	DES	QTY	REMARK
1	1068001113	LR SAFETY BELT ASSY.	1	
2	1068001114	RR SAFETY BELT ASSY.	1	
3	1068002871	CENTER SAFETY BELT ASSY.	1	
4	1068001118	LR SAFETY BELT BUCKLE ASSY.	1	
5	1068001119	RR SAFETY BELT BUCKLE ASSY.	1	
6	1063000002	LR SAFETY BELT BRACKET	1	
6	1063000003	RR SAFETY BELT BRACKET	1	
7	JQ146C1020	HEXAGON HEAD BOLT & PLAIN WASHER ASSY.	6	

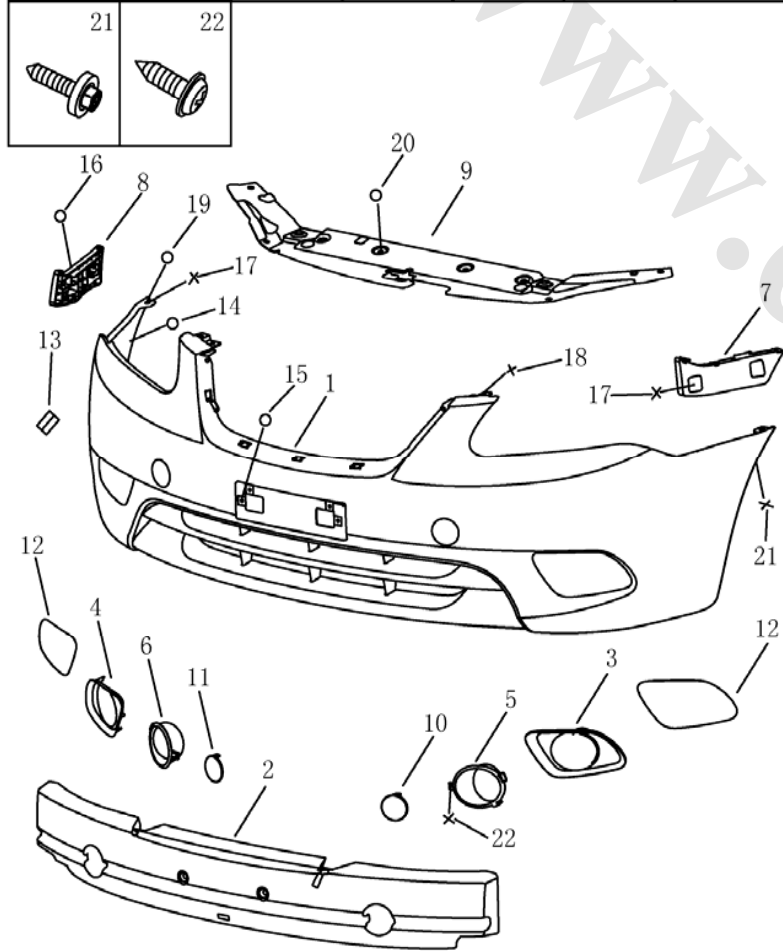
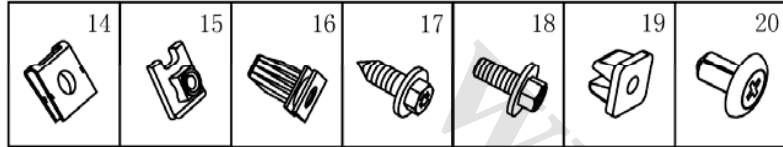
9. TRIM

1. FRONT BUMPER(FE-1)



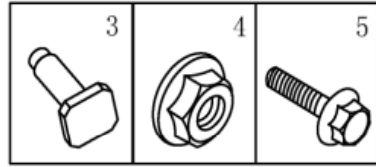
NO.	PART NO.	DES	QTY	REMARK
1	1068001651	FRONT BUMPER	1	
2	1068001654	FRONT BUMPER CUSHION BLOCK	1	
3	1068001652	FRONT BUMPER LEFT SHIELD	1	
4	1068001653	FRONT BUMPER RIGHT SHIELD	1	
5	1068001655	FRONT BUMPER LEFT BRACKET	1	
6	1068001656	FRONT BUMPER RIGHT BRACKET	1	
7	1068001696	FRONT BUMPER UPPER TRIM	1	
8	1068003333	LF HOOK COVER PLATE	1	
9	1068003334	RF HOOK COVER PLATE	1	
10	1018004868	REAR BUMPER BRACKET CLIP	4	
11	JQ2224816	CROSS SLOTTED HEAD SCREW & PLAIN WASHER ASSY.	6	
12	JQ398D8988	PLASTIC NUT	2	
13	Q1840616	HEXAGON FLANGE BOLT	2	
14	JQ31306	U-CLIP NUT	2	
15	1068001657	CLIP	1	
16		A-CIRCLIP NUT	4	
17	JQ694C79	J-CLIP	8	
18	JQ2226319	CROSS SLOTTED HEAD SCREW & PLAIN WASHER ASSY.	4	

1. FRONT BUMPER(FE-2)

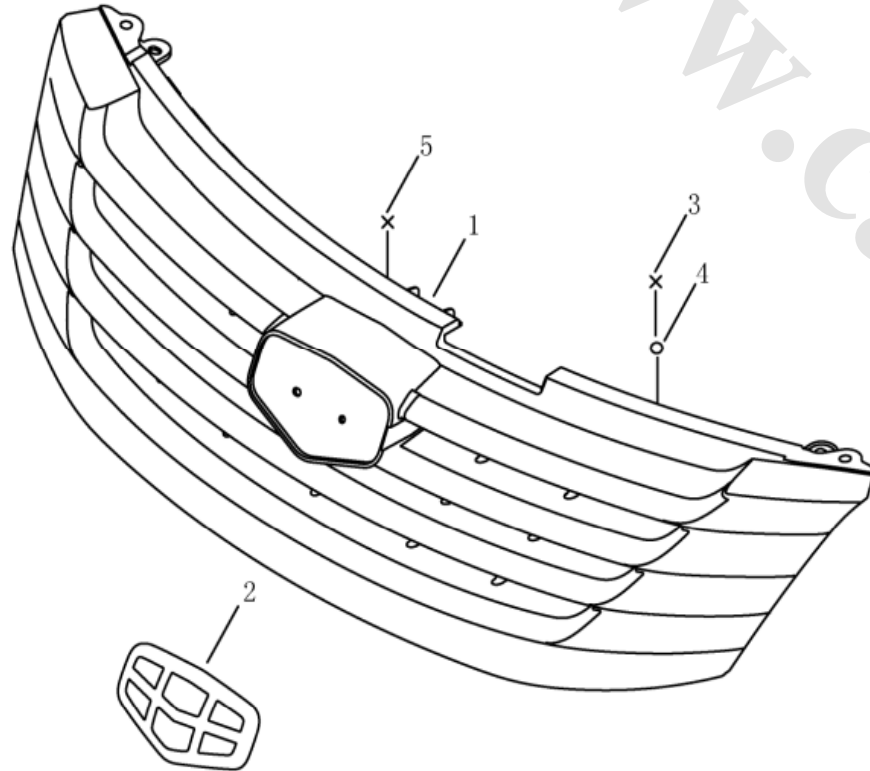


NO.	PART NO.	DES	QTY	REMARK
1	1068003022	FRONT BUMPER	1	
2	1068003025	FRONT BUMPER CUSHION BLOCK	1	
3	1068003045	FRONT BUMPER LEFT SHIELD	1	
4	1068003046	FRONT BUMPER RIGHT SHIELD	1	
5	1068001652	LF FOGLIGHT TRIM	1	
6	1068001653	RF FOGLIGHT TRIM	1	
7	1068020532	FRONT BUMPER LEFT BRACKET	1	
8	1068020533	FRONT BUMPER RIGHT BRACKET	1	
9	1068003051	FRONT BUMPER UPPER TRIM	1	
10	1068003070	LF HOOK COVER PLATE	1	
11	1068003071	RF HOOK COVER PLATE	1	
12		SEAL	2	
13	1068001657	CLIP	3	
14		A-CIRCLIP NUT	4	
15	JQ31306	U-CIRCLIP NUT	2	
16	1018005096	REAR BUMPER BRACKET CLIP	4	
17	Q2734213F31G	CROSS SLOTTED HEAD SCREW & PLAIN WASHER ASSY.	6	
17	Q2734213F31	CROSS SLOTTED HEAD SCREW & PLAIN WASHER ASSY.	6	
18	Q140DB0620	HEXAGON HEAD BOLT & PLAIN WASHER ASSY.	2	
19	JQ398D8988	PLASTIC NUT	2	
20	JQ694C79	J-CLIP	8	
21	JQ2226319	CROSS SLOTTED HEAD SCREW & PLAIN WASHER ASSY.	4	
22	Q2714213	CROSS SLOTTED SELF-TAPPING SCREW	2	

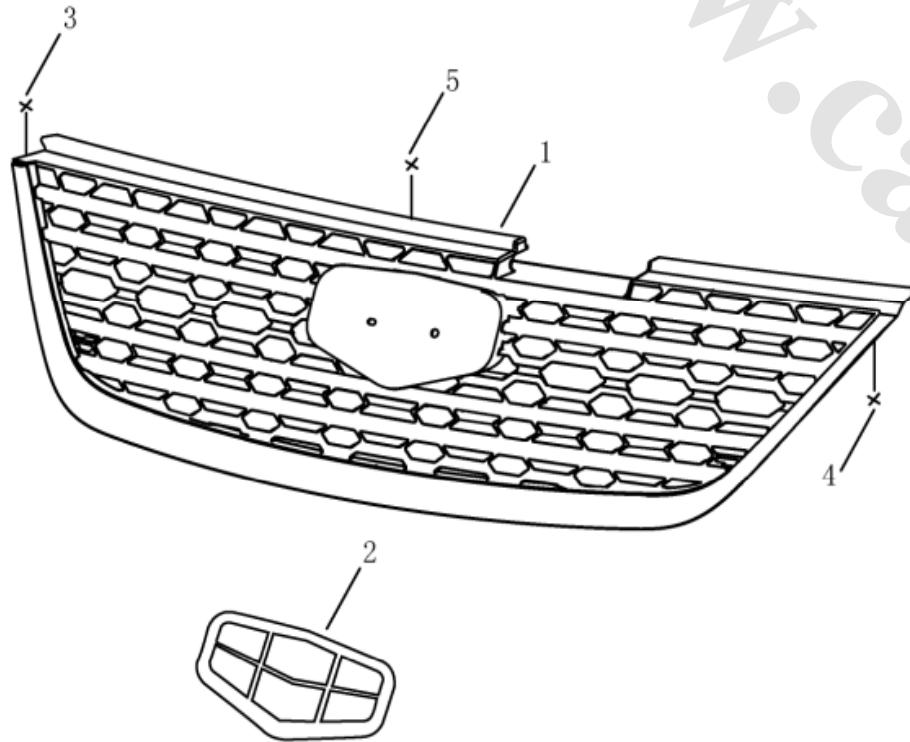
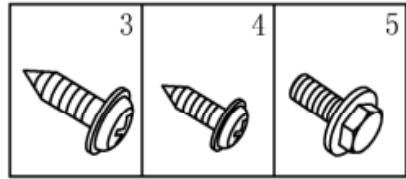
2. RADIATOR GRILL(FE-1)



NO.	PART NO.	DES	QTY	REMARK
1	1068001152	RADIATOR GRILL	1	
2	1068002619	EMBLEM(140mm)	1	
3		RADIATOR GRILL MOUNTING BOLT	6	
4	Q32006	HEXAGON HEAD FLANGE NUT	6	
5	Q1840616	HEXAGON HEAD FLANGE BOLT	1	



2. RADIATOR GRILL(FE-2)



NO.	PART NO.	DES	QTY	REMARK
1	1068003026	RADIATOR GRILL	1	
2	1068002619	EMBLEM (140mm)	1	
3		CROSS SLOTTED SELF-TAPPING SCREW & WASHER ASSY.	2	
4	Q2714213	CROSS SLOTTED SELF-TAPPING SCREW	3	
5	Q140DB0620	HEXAGON HEAD BOLT & PLAIN WASHER ASSY.	1	

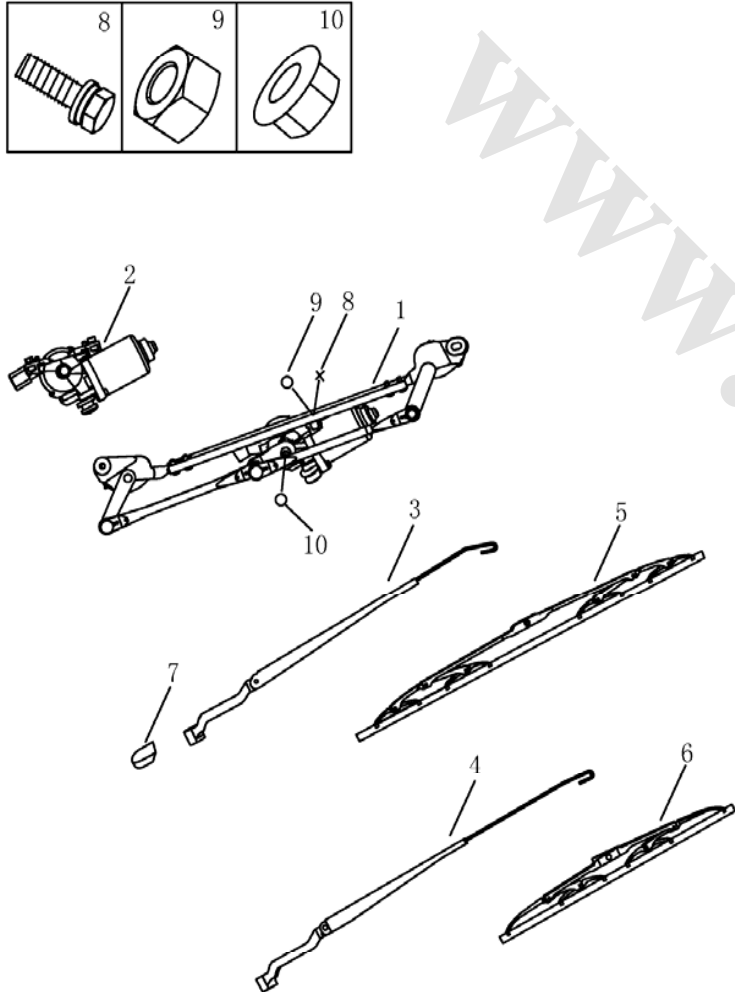
3. INTERIOR REARVIEW MIRROR

	NO.	PART NO.	DES	QTY	REMARK
	1	1068001059	INNER REARVIEW ASSY.	1	
	2	1068001054	LEFT SUN VISOR ASSY.	1	
	3	1068001055	RIGHT SUN VISOR ASSY.	1	
	4	1068001266	SUN VISOR HOOK	2	
	5	1068003660	SUN VISOR LAMP	2	C5W
	6	Q2540625	SCREW M6X25	6	

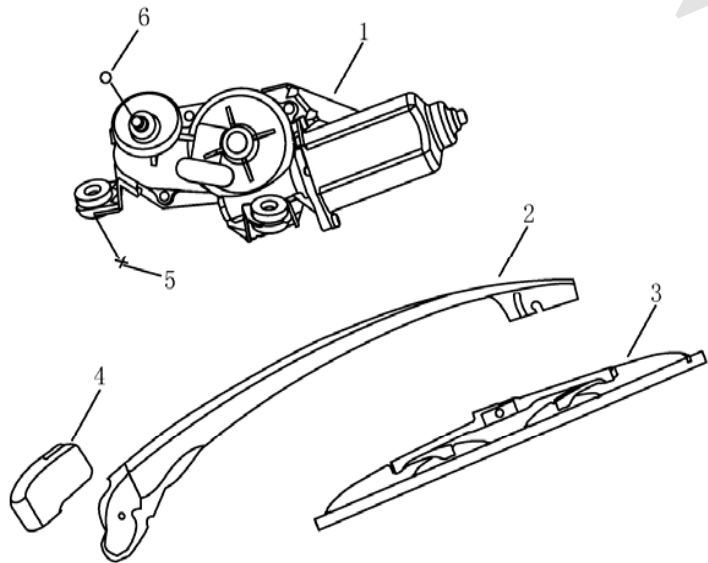
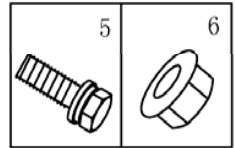
4. EXTERIOR REARVIEW MIRROR

	NO.	PART NO.	DES	QTY	REMARK
	1	1067001017	LEFT OUTER REARVIEW ASSY.	1	
	1	1067001018	RIGHT OUTER REARVIEW ASSY.	1	
	2		LEFT OUTER REARVIEW CASING	1	
	2		RIGHT OUTER REARVIEW CASING	1	
	3	1068003399	LEFT GLASS	1	
	3	1068003400	RIGHT GLASS	1	
	4	1068020435	LEFT TURNING SIGNAL	1	
	4	1068020436	RIGHT TURNING SIGNAL	1	
	5		REARVIEW MOTOR	2	
	6		SCREW ST4.2*16	2	
	7		CROSS HEAD SELF-TAPPING SCREW	6	
	8	Q32006	HEXAGON FLANGE NUT	6	

5. FRONT WIPER

	NO.	PART NO.	DES	QTY	REMARK
	1	1067001390	WIPER MOTOR & CONNECTING ROD ASSY.	1	
	2	1067002204	WIPER MOTOR	1	
	3	1067001025	LEFT WIPER ARM	1	
	4	1067001026	RIGHT WIPER ARM	1	
	5	1067001486	LEFT WIPER BLADE	1	
	6	1067001487	RIGHT WIPER BLADE	1	
	7	1068000056	NUT CAP	2	
	8		CROSS SLOTTED HEAD BOLT	2	
	9	Q340B06	HEXAGON HEAD NUT	2	
	10		HEXAGON HEAD NUT	1	

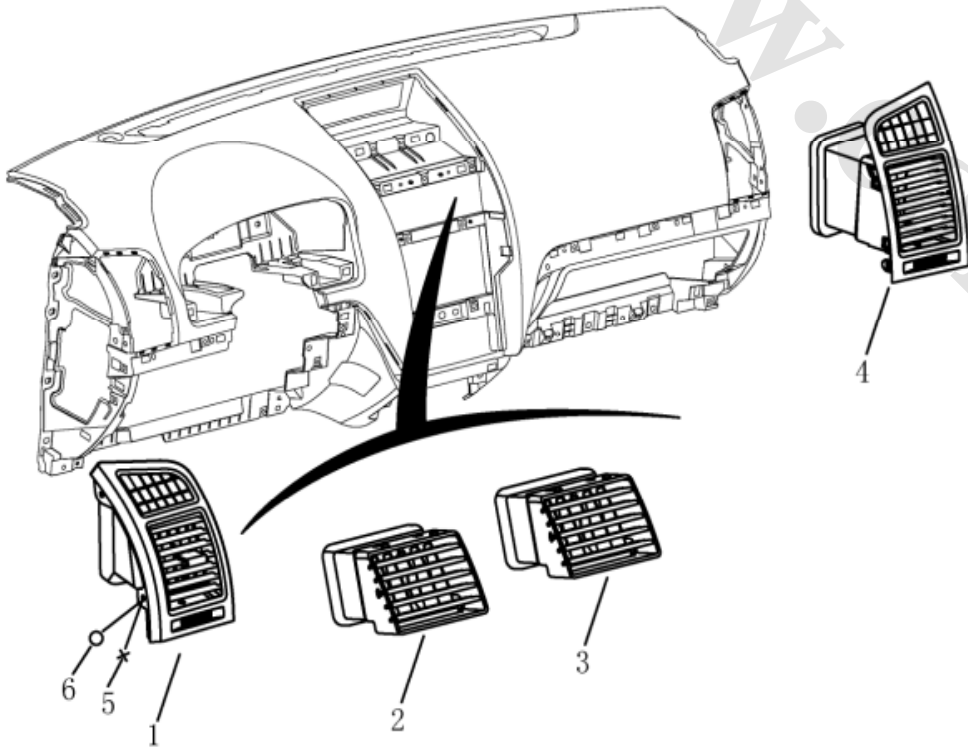
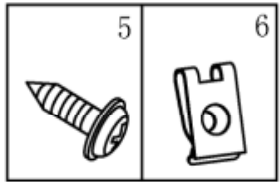
6. REAR WIPER



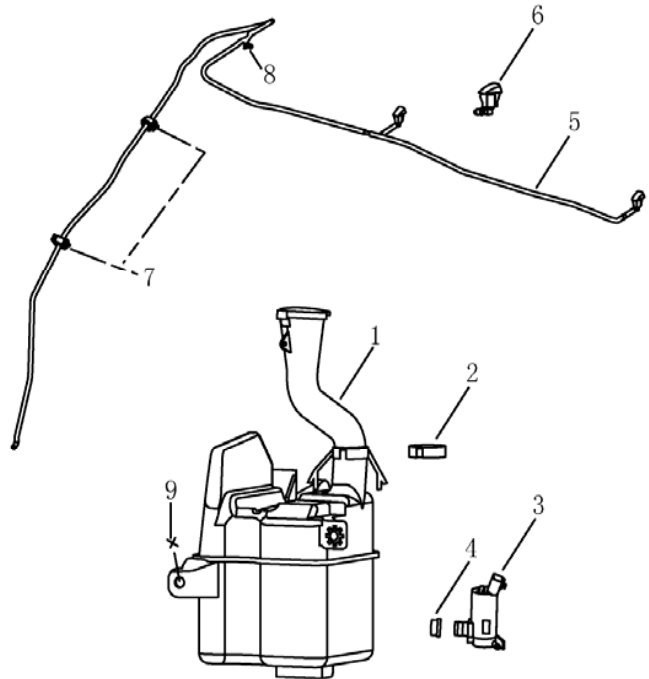
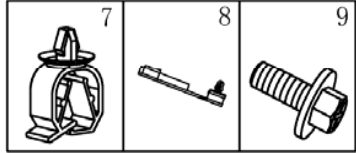
NO.	PART NO.	DES	QTY	REMARK
1	1067002023	REAR WIPER MOTOR	1	
2	1017002104	REAR WIPER ARM & BLADE	1	
3	1017002106	REAR WIPER BLADE	1	
4	1017002105	REAR WIPER ARM NUT CAP	1	
5		CROSS SLOTTED HEAD BOLT & PLAIN WASHER ASSY.	3	
6		REAR WIPER ARM NUT	1	

7. INSTRUMENT PANEL VENT

NO.	PART NO.	DES	QTY	REMARK
1	1068002212	LEFT VENT	1	GB/GS
1	1068020386	LEFT VENT	1	GL/GT
2	1068002249	CENTER LEFT VENT	1	GB/GS
2	1068020388	CENTER LEFT VENT	1	GL/GT
3	1068002265	CENTER RIGHT VENT	1	GB/GS
3	1068020389	CENTER RIGHT VENT	1	GL/GT
4	1068002235	RIGHT VENT	1	GB/GS
4	1068020387	RIGHT VENT	1	GL/GT
5	Q2714295	CROSS SLOTTED SELF-TAPPING SCREW	4	
6	1068002536	A-CIRCLIP	4	

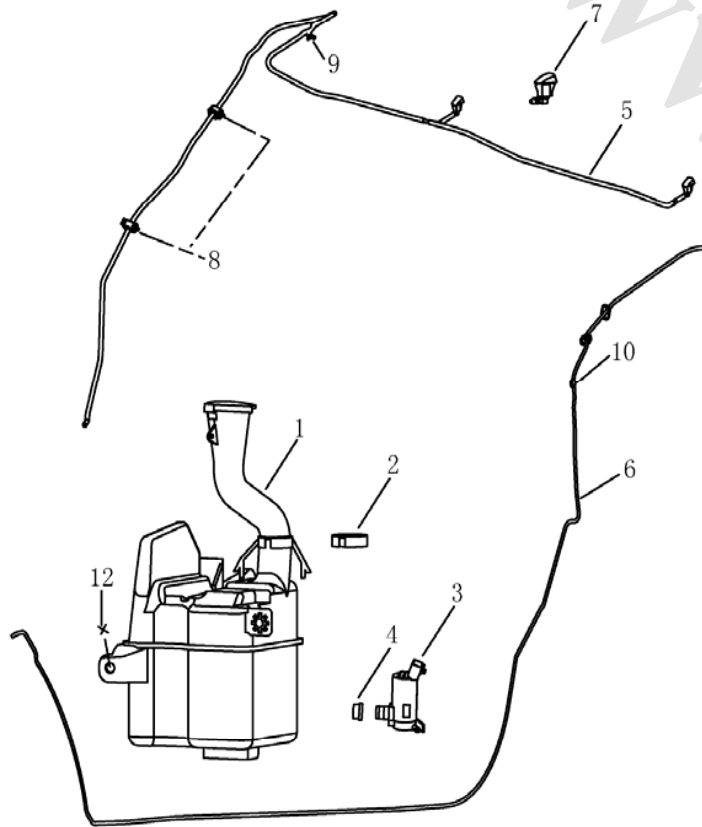
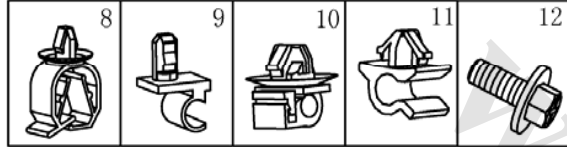


8.WASHER(FE-1)



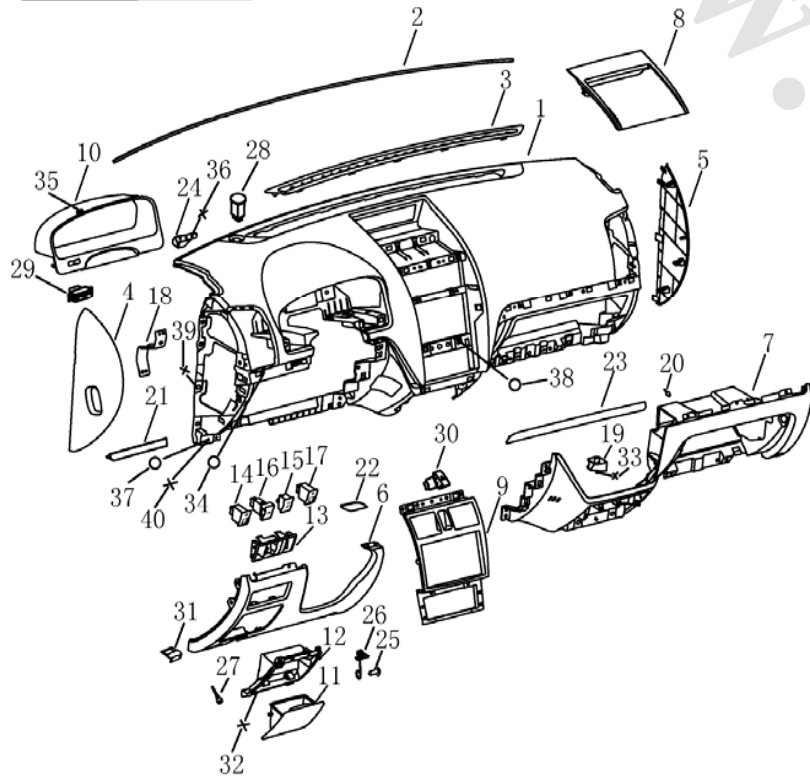
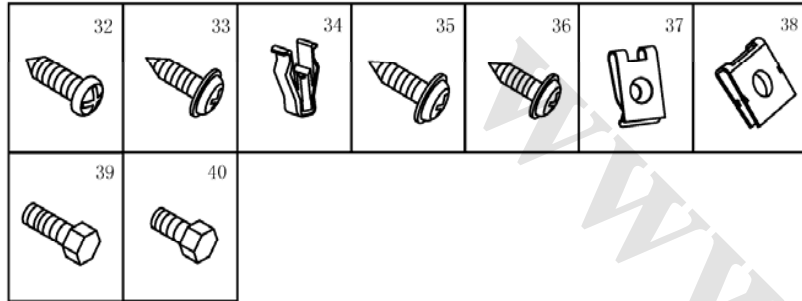
NO.	PART NO.	DES	QTY	REMARK
1	1067000114	WASHER ASSY.	1	
2	1067002227	SEAL	1	
3	1067002228	WASHER MOTOR	1	
4	1067002229	WASHER MOTOR BOOT	1	
5	1067000115	WASHER HOSE	1	
6	1067000117	WASHER NOZZLE	2	
7	1067000116	WASHER HOSE CLIP	2	
8		HINGE CLIP	1	
9	Q1400620	HEXAGON HEAD BOLT & PLAIN WASHER ASSY.	3	

8.WASHER(FE-2)



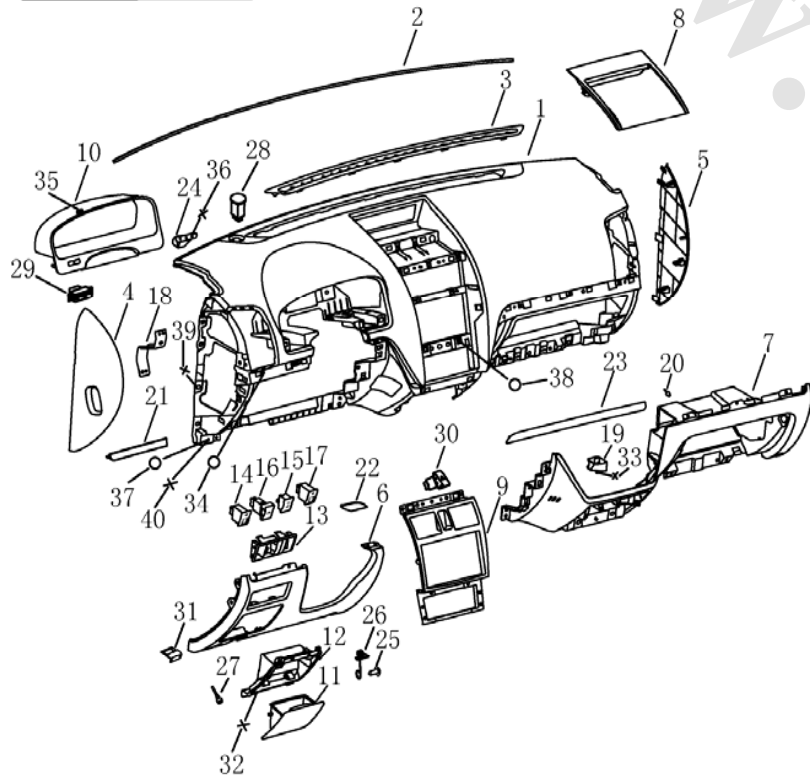
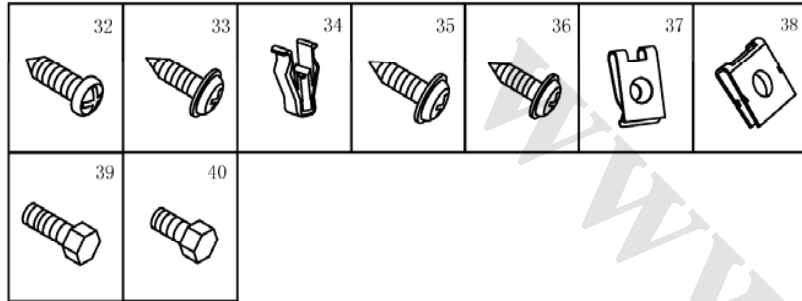
NO.	PART NO.	DES	QTY	REMARK
1	1067002028	WASHER ASSY.	1	
2	1067002227	SEAL	1	
3	1067002228	WASHER MOTOR	2	
4	1067002229	WASHER MOTOR BOOT	2	
5	1067002396	WASHER HOSE	1	
6	1067002030	REAR WINDSHIELD WASHER HOSE	1	
7	1067000117	FRONT WASHER NOZZLE	3	
7	1017002253	REAR WASHER NOZZLE	3	
8	1067000116	WASHER HOSE CLIP	2	
9		HINGE CLIP	1	
10	627290100	WASHER HOSE CLIP	1	
11	1067002364	1-WAY CLIP	5	
12	JQ140Db0620	HEXAGON HEAD BOLT & PLAIN WASHER ASSY.	3	

9.INSTRUMENT PANEL(GB/GS)



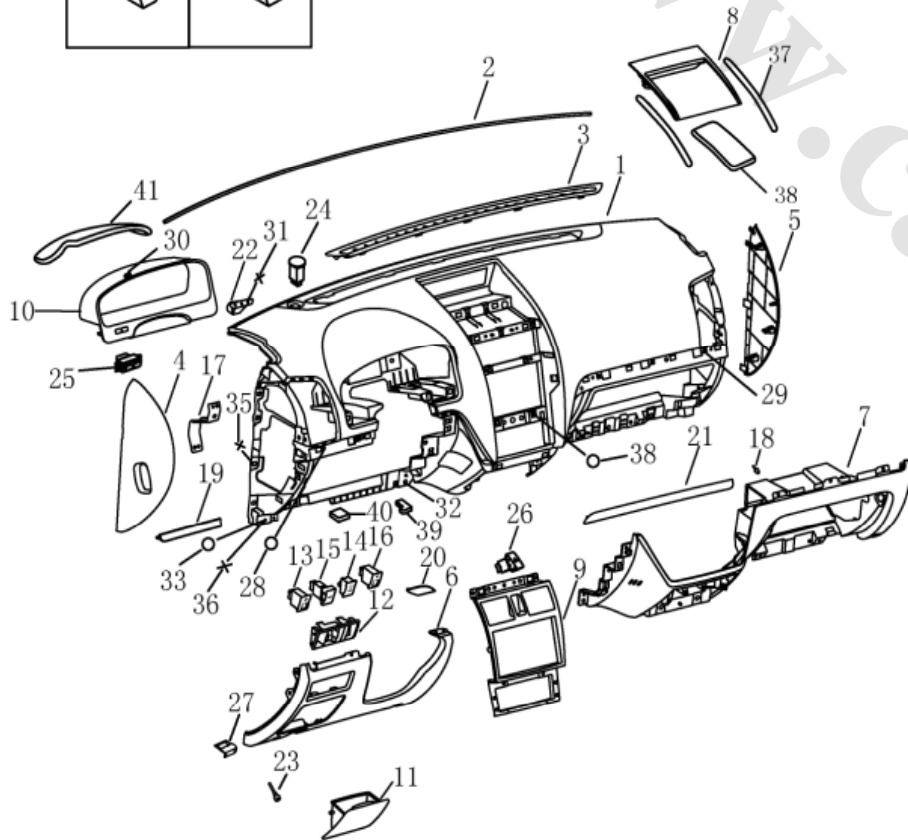
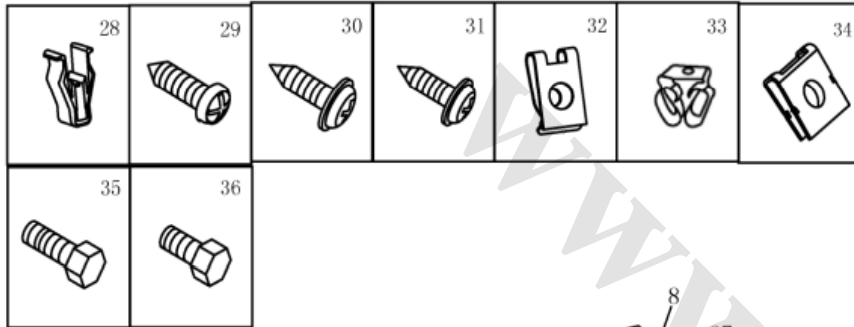
NO.	PART NO.	DES	QTY	REMARK
1	1068002320	I/P SUB-ASSY.	1	
2	1068002327	I/P FRONT SEAL	1	
3		WINDSHIELD DEFROST VENT	1	
4	1068002296	LFET END COVER	1	
5	1068002298	RIGHT END COVER	1	
6	1068002301	LEFT SHIELD	1	
7	1068002276	RIGHT SHIELD	1	
8	1068002288	UPPER I/P FRAME	1	
9	1068002247	LOWER I/P FRAME	1	
10	1068002286	COMBINATION METER ASSY.	1	
11	1068003688	GLOVE COMPARTMENT OUTER PANEL	1	
12		GLOVER COMPARTMENT SEAT	1	
13	1067001072	I/P SWITCH PANEL ASSY.	1	
13	1067001073	I/P SWITCH PANEL ASSY.	1	W/O SWITCH
14	1067001074	METER BRIGHTNESS ADJUSTER SWITCH	1	
15	1067001075	ANTI-THEFT LAMP	1	
16	1067001076	TRUANK SWITCH	1	
17	1067001077	FRONT COMBINATION LAMP ADJUSTER SWITCH	1	
18	1068002545	COMBINATION METER BRACKET	1	
19		INTERIOR DOME TEMPERATURE SENSOR BRACKET	1	
20		RIGHT SHIELD PIN	2	
21	1068020350	DRIVER LEFT MOLDING	1	
22	1068002307	DRIVER RIGHT MOLDING	1	
23	1068020352	RF MODLING	1	
24	1068002328	ALIGNING PIN	4	

9.INSTRUMENT PANEL(GB/GS)



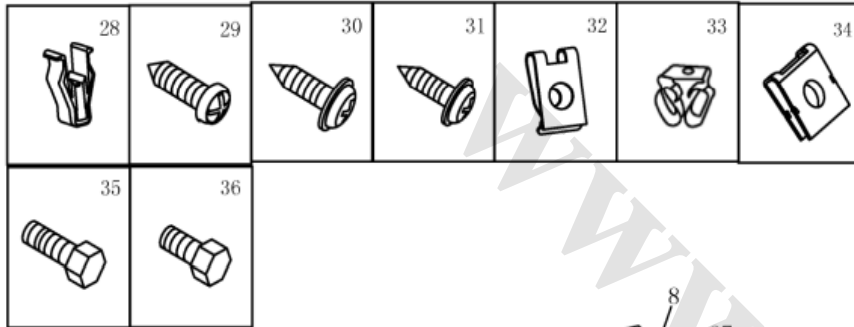
NO.	PART NO.	DES	QTY	REMARK
25	Q2713595	SCREW ST3.5*9.5	1	
26		GLOVE COMPARTMENT SPRING	1	
27		GLOVE COMPARTMENT PIN	2	
28	1067001248	SHINE SENSOR	1	
29	1067001067	METER FUNCTION SWITCH	1	
30	1067001065	WARNING SWITCH	1	
31	1068002308	DIAGNOSTIC	1	
32	Q2714213	CROSS SLOTTED SELF-TAPPING SCREW	14	
33		CROSS SLOTTED SELF-TAPPING SCREW ST4.2×13	2	
34		PLASTIC CLIP	32	
35	JQ220C4816F31	CROSS SLOTTED SELF-TAPPING SCREW	6	
36	Q2714295	CROSS SLOTTED SELF-TAPPING SCREW	10	
37	Q39748162	A-CIRCLIP	33	
38	1068002465	A-CIRCLIP	4	
39	Q150B0822	HEXAGON FLANGE BOLT	4	
40	Q1860612	HEXAGON FLANGE BOLT M6×12	15	
41		INSTRUMENT PANEL UPPER COVER SEAL	2	
42		CENTER SOUND INSULATOR,INSTRUMENT PANEL	1	
43		LEFT SOUND INSULATOR,INSTRUMENT PANEL 1#	1	
44		LEFT SOUND INSULATOR,INSTRUMENT PANEL 2#	1	
45		SOUND INSULATOR,COMBINATION METER COVER	1	
46	1067001072	INSTRUMENT PANEL SWITCH ASSY.	1	

9.INSTRUMENT PANEL(GL/GT)

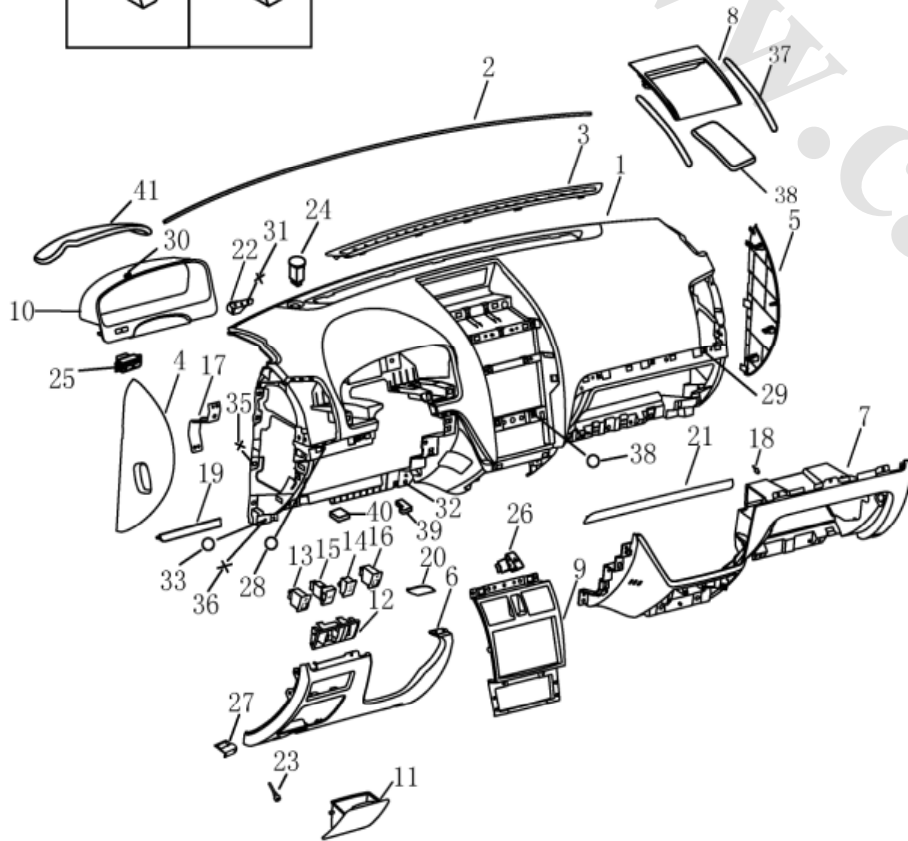


NO.	PART NO.	DES	QTY	REMARK
1	1068002321	I/P SUB-ASSY.	1	
2	1068002327	I/P FRONT SEAL	1	
3	1068002532	WINDSHIELD DEFROST VENT	1	
4	1068002296	LFET END COVER	1	
5	1068002298	RIGHT END COVER	1	
6	1068020364	LEFT SHIELD	1	
7	1068020365	RIGHT SHIELD	1	
8	1068002288	UPPER I/P FRAME	1	
9	1068020354	LOWER I/P FRAME	1	
10	1068020367	COMBINATION METER COVER ASSY.	1	
11	1068003688	GLOVE COMPARTMENT	1	
12	1067001072	I/P SWITCH PANEL ASSY.	1	
13	1067001074	METER BRIGHTNESS ADJUSTER SWITCH	1	
14	1067001075	ANTI-THEFT LAMP	1	
15	1067001076	TRUANK SWITCH	1	
16	1067001077	FRONT COMBINATION LAMP ADJUSTER SWITCH	1	
17	1068002545	COMBINATION METER BRACKET	1	
18		RIGHT SHIELD PIN	2	
19	1068020362	DRIVER LEFT MOLDING	1	
20	1068020351	DRIVER RIGHT MOLDING	1	
21	1068020363	RF MODLING	1	
22	1068002329	ALIGNING PIN	2	
23		GLOVE COMPARTMENT PIN	2	
24	1067001248	SHINE SENSOR	1	
25	1067001067	METER FUNCTION SWITCH	1	

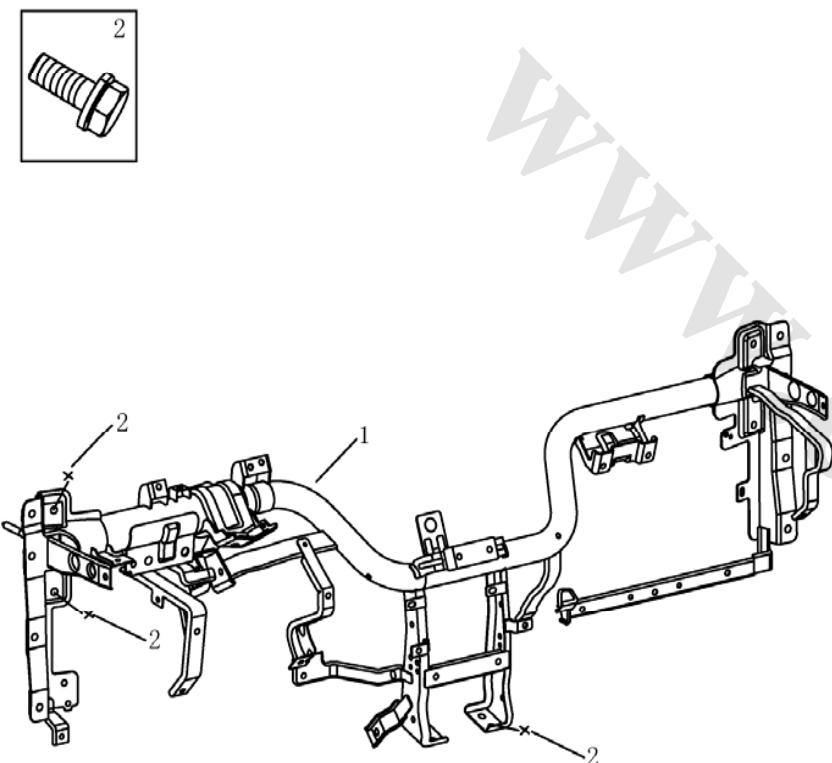
9.INSTRUMENT PANEL(GL/GT)



NO.	PART NO.	DES	QTY	REMARK
26	1067001065	WARNING SWITCH	1	
27	1068002308	DIAGNOSTIC	1	
28	1068020385	CIRCLIP	32	
29	Q2714213	CROSS SLOTTED SELF-TAPPING SCREW	14	
30	JQ220C4816F31	CROSS SLOTTED SELF-TAPPING SCREW	6	
31	Q2714295	CROSS SLOTTED SELF-TAPPING SCREW	10	
32	Q39748162	A-CIRCLIP	32	
33	1018012776	U-CIRCLIP	11	
34	1068002465	A-CIRCLIP	4	
35	Q150B0822	HEXAGON FLANGE BOLT	4	
36	Q1860612	HEXAGON FLANGE BOLT M6×12	15	
37		INSTRUMENT PANEL UPPER COVER SEAL	2	
39		LEFT SOUND INSULATOR,INSTRUMENT PANEL 1#	1	
40		LEFT SOUND INSULATOR,INSTRUMENT PANEL 2#	1	
41		SOUND INSULATOR,COMBINATION METER COVER	1	
42	1067001072	INSTRUMENT PANEL SWITCH ASSY.	1	

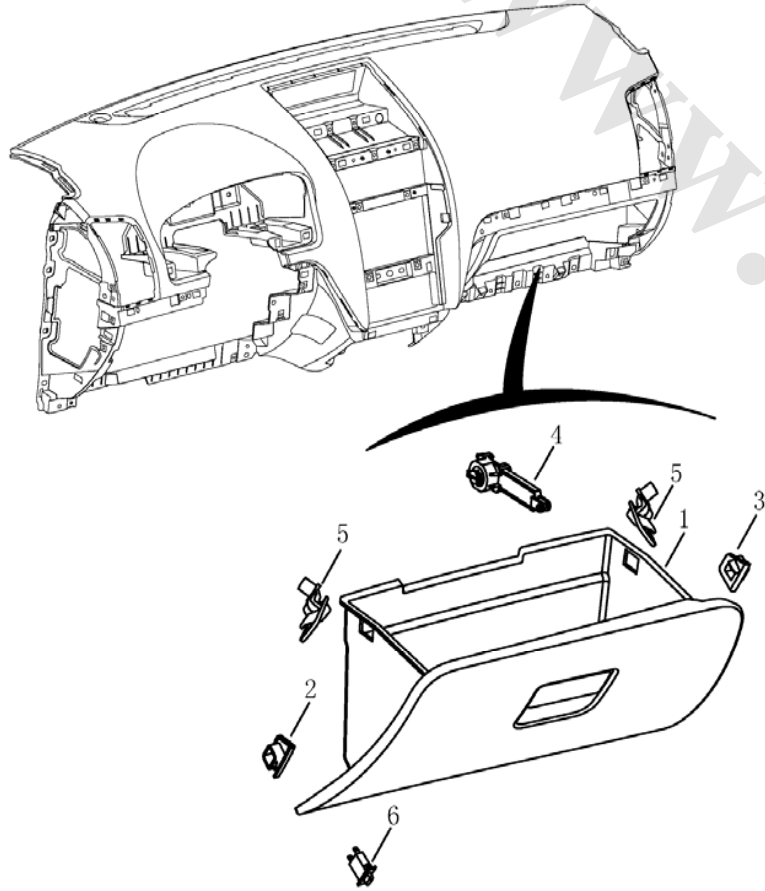


10.INSTRUMENT PANEL CROSS MEMBER

	NO.	PART NO.	DES	QTY	REMARK
	1	1068002403	I/P CROSS MEMBER ASSY.	1	
	2	Q150B0612	HEXAGON HEAD BOLT	8	

11.GLOVE COMPARTMENT(FE-1)

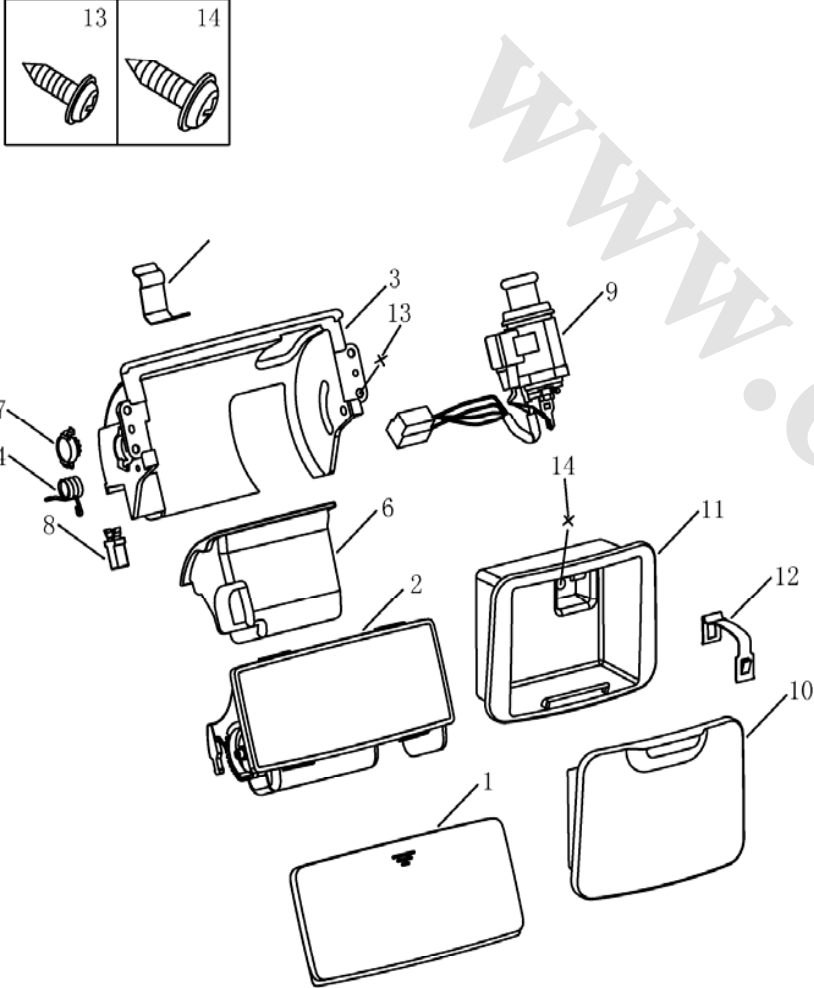
NO.	PART NO.	DES	QTY	REMARK
1	1068002310	GLOVE COMPARTMENT	1	GRAY
2		LEFT LOCK	1	
3		RIGHT LOCK	1	
4		DAMPER	1	
5		GLOVE COMPARTMENT CHECK	2	
6	1067001068	GLOVE COMPARTMENT LAMP SWITCH	1	



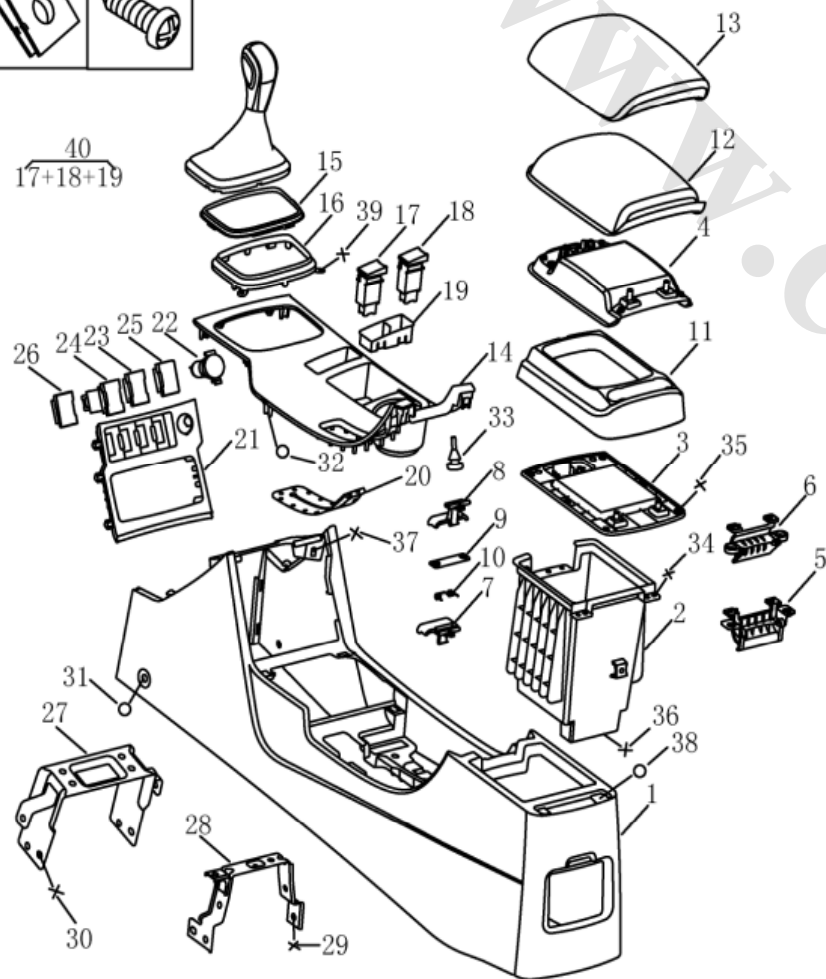
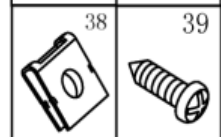
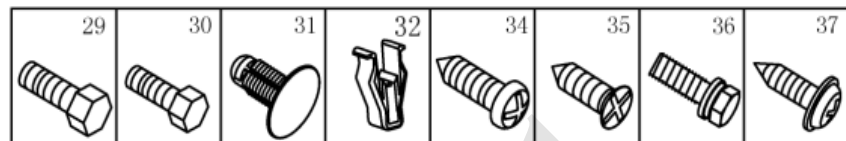
11.GLOVE COMPARTMENT(FE-2)

	NO.	PART NO.	DES	QTY	REMARK
	1	1068003683	GLOVE COMPARTMENT	1	GRAY
	2		LEFT LOCK	1	
	3		RIGHT LOCK	1	
	4		DAMPER	1	
	5	1067001068	GLOVE COMPARTMENT LAMP SWITCH	1	
	6		CUSHION BLOCK	2	

12.ASHTRAY

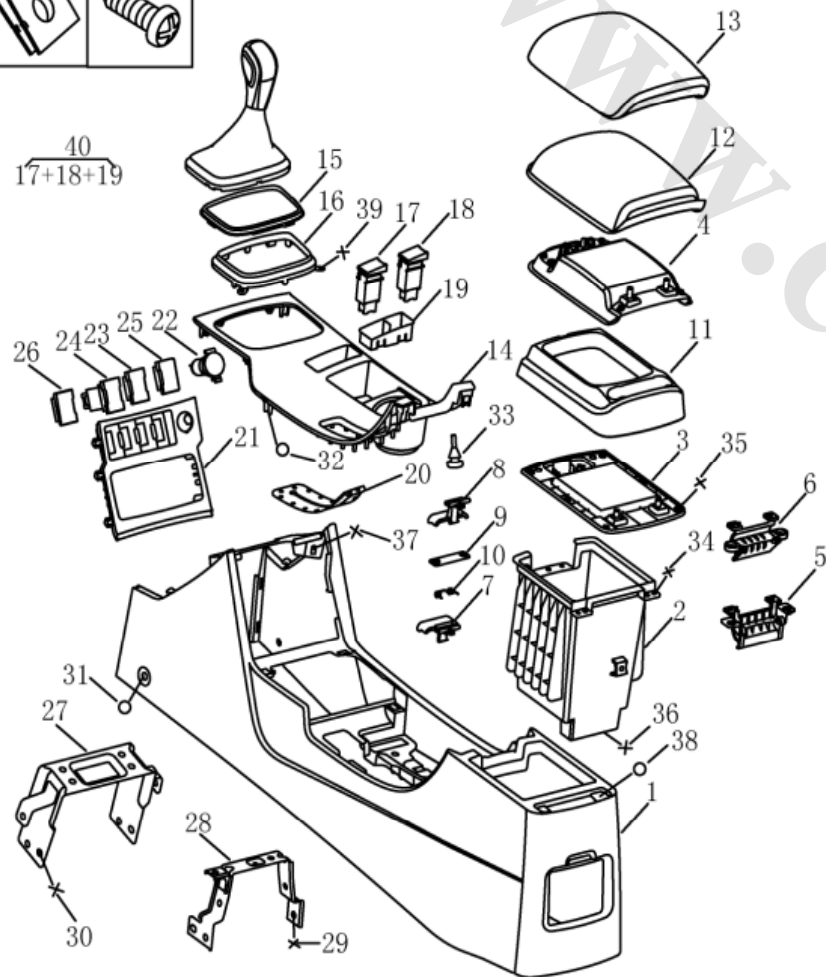
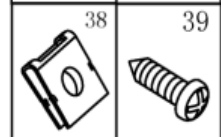
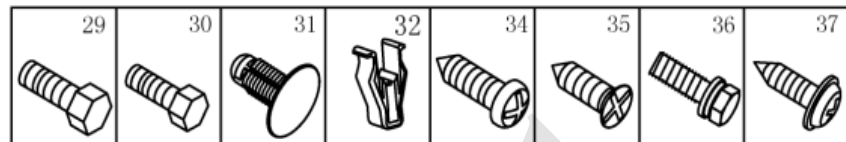
	NO.	PART NO.	DES	QTY	REMARK
	1		ASHTRAY COVER	1	
	2		ASHTRAY INNER BOX	1	
	3		ASHTRAY OUTER BOX	1	
	4	1068002492	RETURN SPRING	1	
	5		ASHTRAY LOCK	1	
	6	1068002475	ASHTRAY FRAME	1	
	7		ASHTRAY LOCK	1	
	8		DAMPER	1	
	9	1067001090	LIGHTER	1	
	10	1068002456	CONSOLE REAR ASHTRAY OUTER BOX	1	
	11	1068002457	CONSOLE REAR ASHTRAY INNER BOX	1	
	12	1068002458	ASHTRAY SPRING	1	
	13	Q2714213	CROSS SLOTTED HEAD SELF-TAPPING SCREW	4	
	14	Q2714216	CROSS SLOTTED HEAD SELF-TAPPING SCREW	1	

13.CONSOLE(MT)



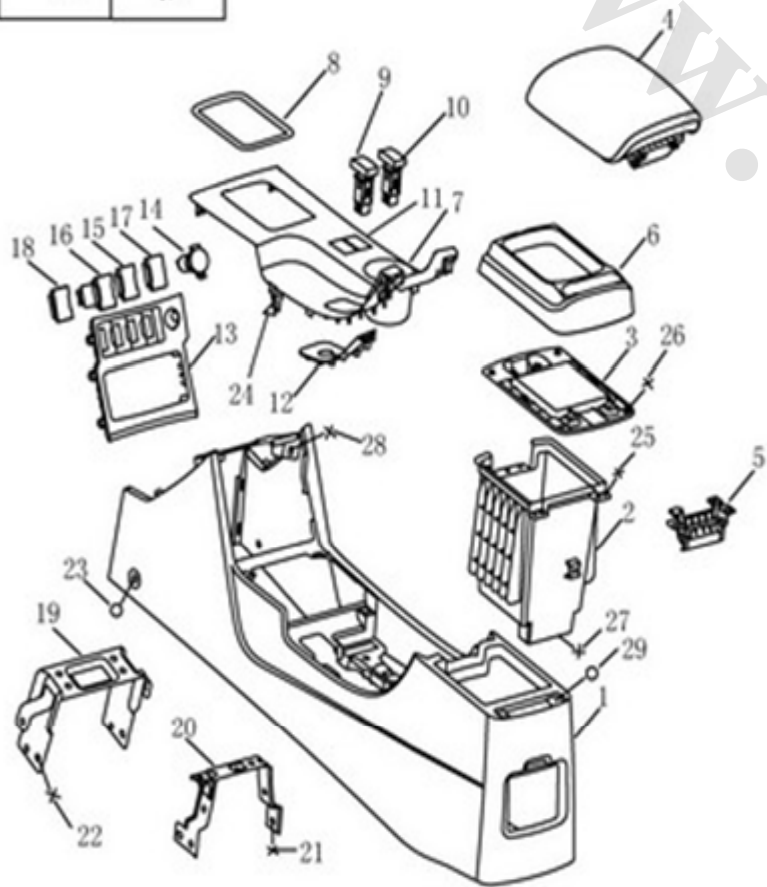
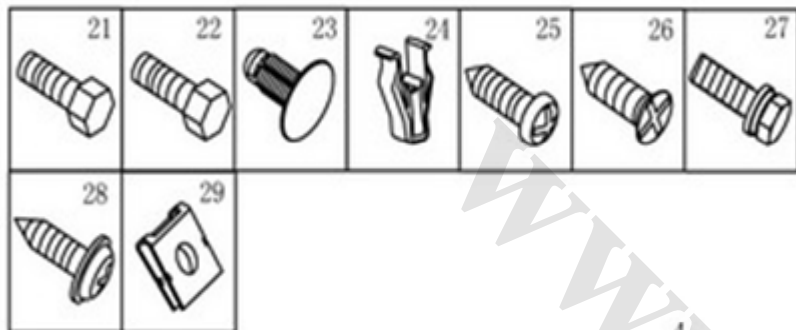
NO.	PART NO.	DES	QTY	REMARK
1	1068002472	CONSOLE FRAME	1	
2	1068002443	CONSOLE UPPER GLOVE COMPARTMENT	1	
3	1068002451	CONSOLE LOWER GLOVE COMPARTMENT COVER	1	
4	1068002434	CONSOLE UPPER GLOVE COMPARTMENT COVER	1	
5	1068002435	GLOVE COMPARTMENT HINGE	1	
6	1068002416	CONSOLE BOX HINGE	1	
7	1068002448	CONSOLE LOWER GLOVE COMPARTMENT UNLOCK SET	1	
8	1068002429	CONSOLE UPPER GLOVE COMPARTMENT UNLOCK SET	1	
9	1068002430	UNLOCK SET BRACKET	1	
10	1068002431	RETURN SPRING	2	
11	1068002445	CONSOLE LOWER GLOVE COMPARTMENT FRAME	1	
12	1068002413	CONSOLE BOX FRAME	1	
13	1068002414	CONSOLE BOX FRAME COAT(GB)	1	
13	1068002415	CONSOLE BOX FRAME COAT(GT)	1	
14	1068002499	CONSOLE CENTER PANEL	1	
15	1068002497	GEARSHIFT TRIM FRAME	1	
16	1068002498	GEARSHIFT MOUNTING FRMAE	1	
17		DRIVER SEAT WARMING SWITCH(GT)	1	
18		RF SEAT WARMING SWITCH(GT)	1	
19		SEAT WARMING SWITCH PANEL	1	
20	1068002543	PARKING BRAKE TRIM	1	
21	1068002494	CONSOLE FRONT PANEL	1	
22	1067001088	SPARE ELECTRIC ASSY.	1	
23	1067001063	PLUG I	1	
24	1067001066	REAR FOGLIGHT SWITCH	1	

13.CONSOLE(MT)



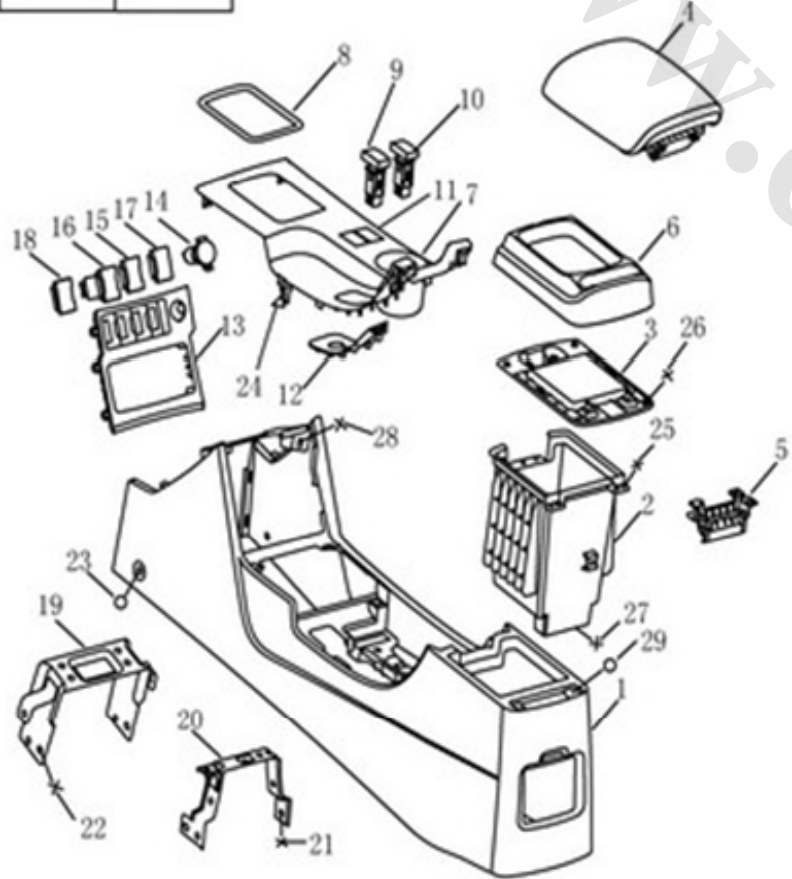
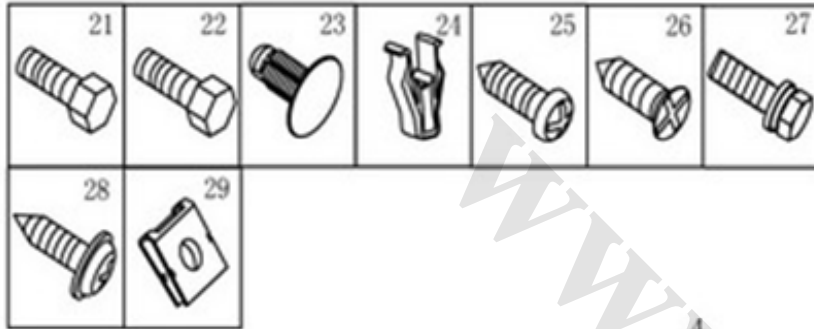
NO.	PART NO.	DES	QTY	REMARK
25	1067001064	PLUG II	1	
26	1067001069	PLUG III	1	
27	1068002380	I/P BRACKET ASSY.	1	
28	1068002501	CONSOLE CENTER BRACKET	1	
29	Q1840816	HEXAGON FLANGE BOLT	3	
30		HEXAGON FLANGE BOLT	8	
30		HEXAGON FLANGE BOLT M8×22	8	
31	1068002537	E-CLIP	2	
32		PLASTIC CLIP	7	
33		CUSHION BLOCK	4	
34	Q2714216	CROSS SLOTTED SELF-TAPPING SCREW	12	
35	Q2744216	CROSS SLOTTED SELF-TAPPING SCREW	10	
36	JQ140Da0616	HEXAGON HEAD BOLT & PLAIN WASHER ASSY.	4	
37	Q2734213	CROSS SLOTTED SELF-TAPPING SCREW	2	
38	1068002465	A-CIRCLIP	5	
39	Q2714213	CROSS SLOTTED SELF-TAPPING SCREW	4	
40	1067001078	SEAT WARMING SWITCH ASSY.	1	

13.CONSOLE(CVT)



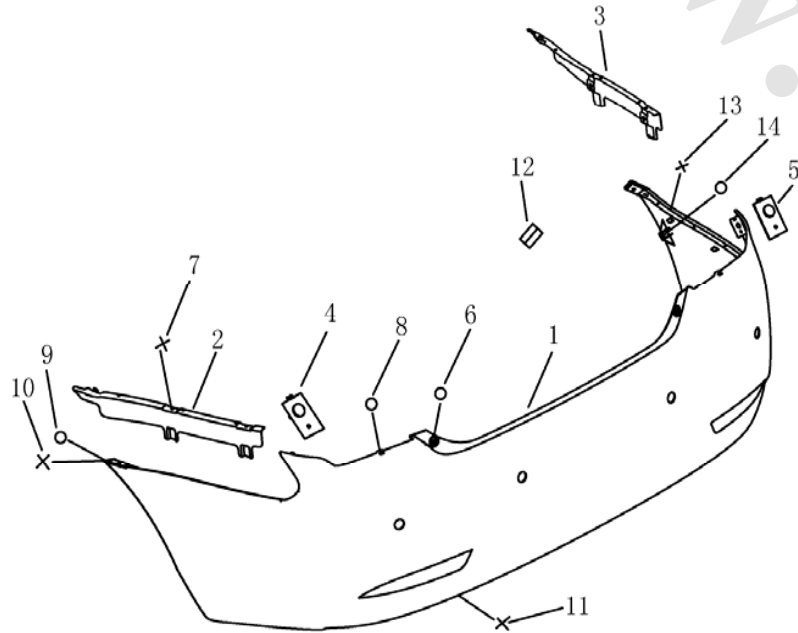
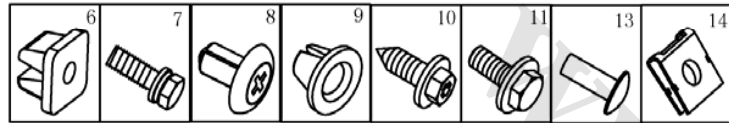
NO.	PART NO.	DES	QTY	REMARK
1	1068003606	CONSOLE	1	
2	1068002443	UPPER GLOVE COMPARTMENT	1	
3	1068002451	LOWER GLOVE COMPARTMENT COVER	1	
4	1068002473	ARMREST	1	GB/GS
4	1068002412	ARMREST	1	GL/GT
5	1068002435	GLOVE COMPARTMENT HINGE	1	
6	1068002445	UPPER GLOVE COMPARTMENT FRAME	1	
7	1068003607	MIDDLE PANEL,CONSOLE	1	
8	1068020930	GEARSHIFT PANEL FRAME	1	
9	1067002175	LF SEAT WARMING SWITCH	1	
9	1067002604	SWITCH PLUG	1	
10	1067002176	RF SEAT WARMING SWITCH	1	
10	1067002605	SWITCH PLUG	1	
11	1067001085	SEAT WARMING SWITCH PANEL	1	
12	1068020992	TRIM BOARD,PARKING HANDLE	1	
13	1068002493	FRONT TRIM BOARD	1	
14	1067001088	SPARE POWER	1	
15	1067001063	PLUG I	1	
16	1067001066	REAR FOGLIGHT SWITCH	1	
17	1067001064	PLUG II	1	
18	1067001069	PLUG III	1	
19	1068002380	DASH BOARD BRACKET	1	
20	1068003608	CONSOLE BRACKET,MIDDLE	1	
21	Q1840816	HEXAGON FLANGE NUT	3	
22	Q1860820	HEXAGON FLANGE BOLT	8	

13.CONSOLE(CVT)



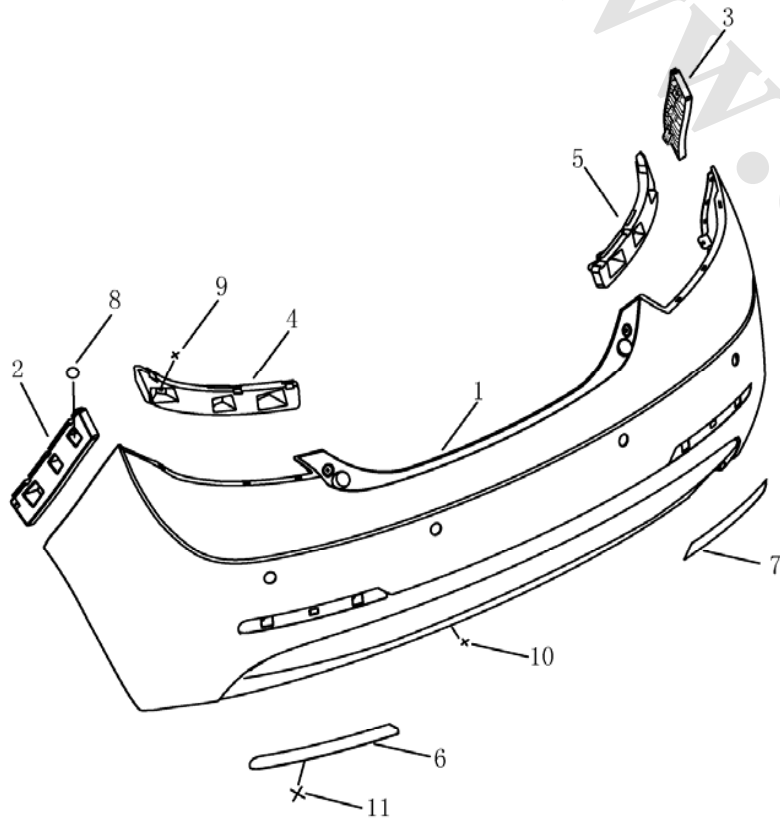
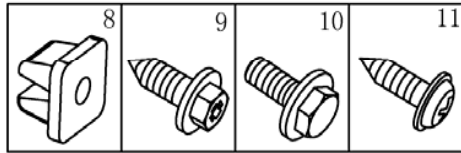
NO.	PART NO.	DES	QTY	REMARK
23	1068002537	E-SHAPE CLIP	2	
24	1068002535	PLASTIC CLIP	7	
25	Q2714216	CROSS SLOTTED HEAD SCREW	12	
26	Q2744216	CROSS SLOTTED HEAD SCREW	10	
27	JQ140Da0616	HEXAGON HEAD BOLT & PLAIN WASHER ASSY.	4	
28	Q2734213	CROSS SLOTTED HEAD SCREW	2	
29	1068002465	NUT	5	

14.REAR BUMPER(FE-1)



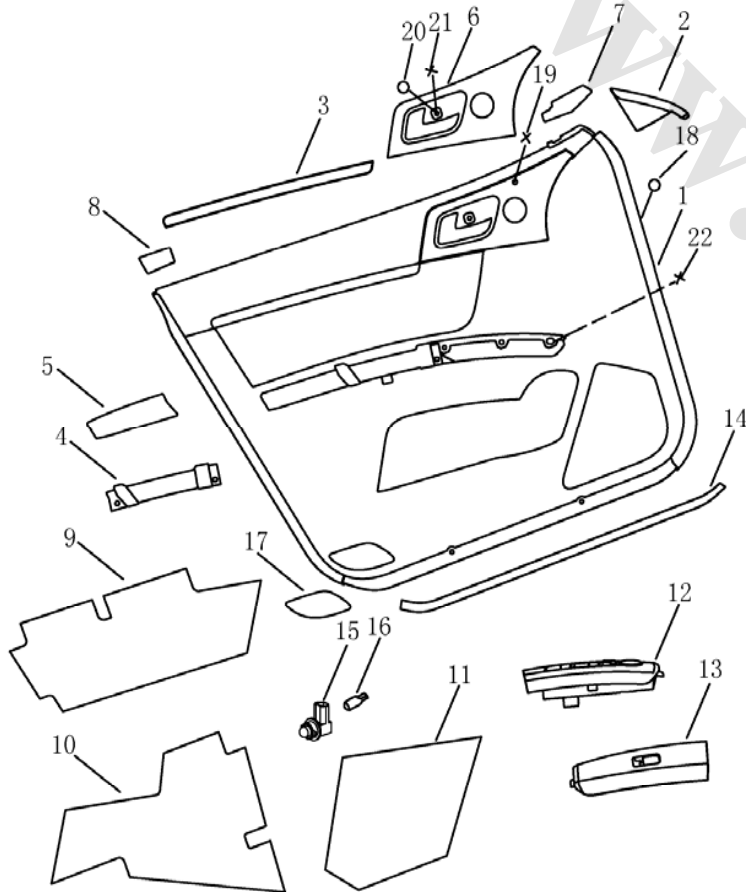
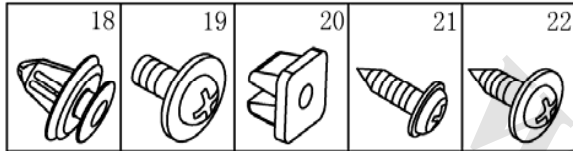
NO.	PART NO.	DES	QTY	REMARK
1	1068001147	REAR BUMPER	1	
1	1068001148	REAR BUMPER (RADAR)	1	
2	1068001165	REAR BUMPER LEFT BRACKET	1	
3	1068001166	REAR BUMPER RIGHT BRACKET	1	
4	1068001165	REAR BUMPER LR BRACKET	1	
5	1068001166	REAR BUMPER RR BRACKET	1	
6	JQ398D8988	PLASTIC NUT	4	
7	Q1840612	HEXAGON FLANGE BOLT	4	
8	JQ694C79	J-CLIP	2	
9	1068001672	PLASTIC NUT	2	
10	JQ2234816	CROSS SLOTTED HEAD BOLT & PLAIN WASHER ASSY.	4	
11	JQ140Da0616	HEXAGON HEAD BOLT & PLAIN WASHER ASSY.	4	
12	1068001657	CLIP	4	
13	Q4400510	SCREW	8	
14		A-CIRCLIP	4	

14.REAR BUMPER(FE-2)



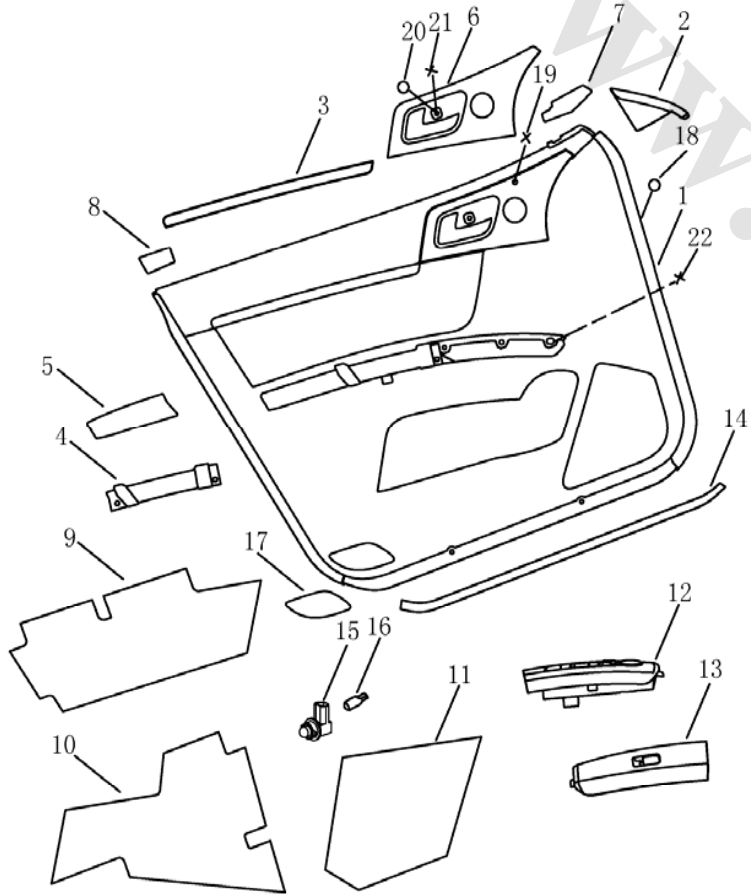
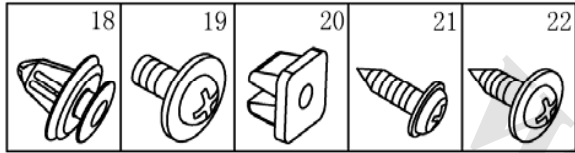
NO.	PART NO.	DES	QTY	REMARK
1	1068003031	REAR BUMPER	1	
1	1068003032	REAR BUMPER(PRKING SENSOR)	1	
2	1068003035	REAR BUMPER LEFT BRACKET	1	
3	1068003036	REAR BUMPER RIGHT BRACKET	1	
4	1068003037	REAR BUMPER LR BRACKET	1	
5	1068003038	REAR BUMPER RR BRACKET	1	
6	1067002040	LR RETROREFLECTOR	1	
7	1067002041	RR RETROREFLECTOR	1	
8	JQ398D8988	PLASTIC NUT	10	
9	JQ2224816	CROSS SLOTTED HEAD BOLT & PLAIN WASHER ASSY.	12	
10	JQ140Da0616	HEXAGON HEAD BOLT & PLAIN WASHER ASSY.	4	
11	Q2140506	CROSS SLOTTED HEAD SCREW	4	

15. FRONT DOOR INTERIOR TRIM



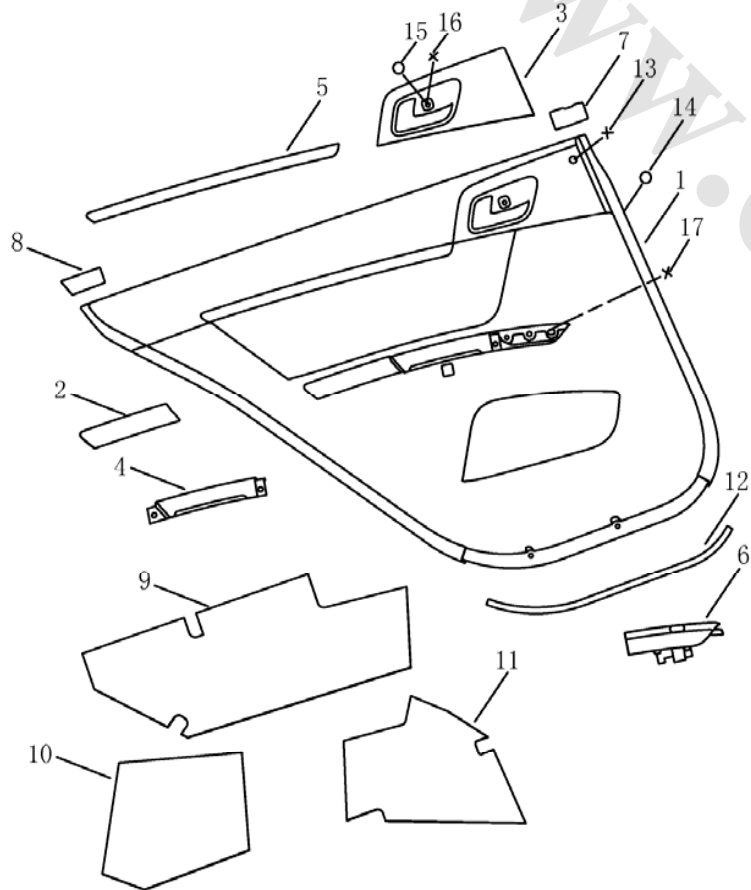
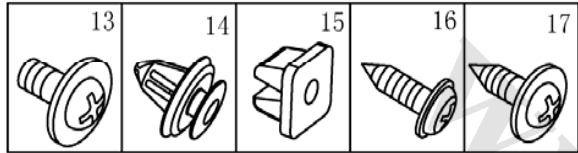
NO.	PART NO.	DES	QTY	REMARK
1	1068002600	LF DOOR INTERIOR TRIM BOARD ASSY.	1	GB/GS
1	1068002577	LF DOOR INTERIOR TRIM BOARD ASSY.	1	GL/GT
1	1068002676	RF DOOR INTERIOR TRIM BOARD ASSY.	1	GB/GS
1	1068002677	RF DOOR INTERIOR TRIM BOARD ASSY.	1	GL/GT
2	1068002584	LF DOOR INTERIOR QUARTER TRIM	1	BLACK
2	1068002684	RF DOOR INTERIOR QUARTER TRIM	1	BLACK
3	1068002579	LF DOOR INTERIOR TRIM BOARD MOLDING	1	SILVER
3	1068002679	RF DOOR INTERIOR TRIM BOARD MOLDING	1	SILVER
4	1068002564	LF DOOR INTERIOR TRIM BOARD HANDLE	1	GRAY
4	1068002664	RF DOOR INTERIOR TRIM BOARD HANDLE	1	GRAY
5	1068002582	LF DOOR INTERIOR TRIM BOARD ARMREST	1	GB/GS
5	1068003223	LF DOOR INTERIOR TRIM BOARD ARMREST	1	GL/GT
5	1068002682	RF DOOR INTERIOR TRIM BOARD ARMREST	1	GB/GS
5	1068003224	RF DOOR INTERIOR TRIM BOARD ARMREST	1	GL/GT
6	1068002557	LF DOOR UNLOCK HANDLE PANEL	1	GRAY
6	1068002657	RF DOOR UNLOCK HANDLE PANEL	1	GRAY
7		LF DOOR INTERIOR TRIM UPPER BOARD SOUND INSULATOR 1#	1	
7		RF DOOR INTERIOR TRIM UPPER BOARD SOUND INSULATOR 1#	1	
8		LF DOOR INTERIOR TRIM UPPER BOARD SOUND INSULATOR 2#	1	
8		RF DOOR INTERIOR TRIM UPPER BOARD SOUND INSULATOR 2#	1	
9		FRONT DOOR INTERIOR TRIM SOUND INSULATOR 1#	2	
10		FRONT DOOR INTERIOR TRIM SOUND INSULATOR 2#	2	
11		FRONT DOOR INTERIOR TRIM SOUND INSULATOR 3#	2	
12	1068002560	LF DOOR GLASS REGULATOR SWITCH & PANEL ASSY.	1	
13	1068002659	RF DOOR GLASS REGULATOR SWITCH & PANEL ASSY.	1	

15. FRONT DOOR INTERIOR TRIM



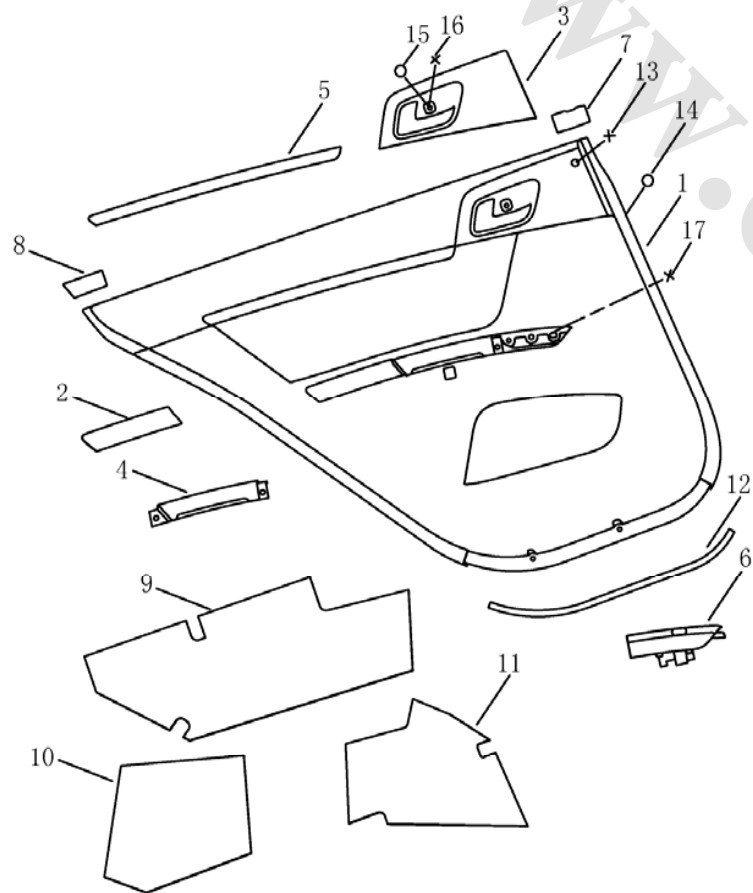
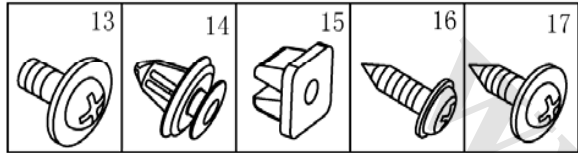
NO.	PART NO.	DES	QTY	REMARK
14	1068002571	FRONT DOOR INTERIOR TRIM BOARD LOWER SEAL	2	
15	1067001254	DOOR LAMP SEAT	2	
16		DOOR LAMP	1	W5W
17	1068002575	LF DOOR LAMP COVER	1	
17	1068002675	RF DOOR LAMP COVER	1	
18	JQ690E82	D-CLIP	22	
19	Q2214295A	CROSS SLOTTED HEAD SCREW & PLAIN WASHER ASSY.	42	
20	JQ398D8988	PLASTIC NUT	8	
21	JQ220C4816F31	CROSS SLOTTED HEAD SELF-TAPPING SCREW	8	
22	Q2714219	CROSS SLOTTED HEAD SELF-TAPPING SCREW	8	

16.REAR DOOR INTERIOR TRIM



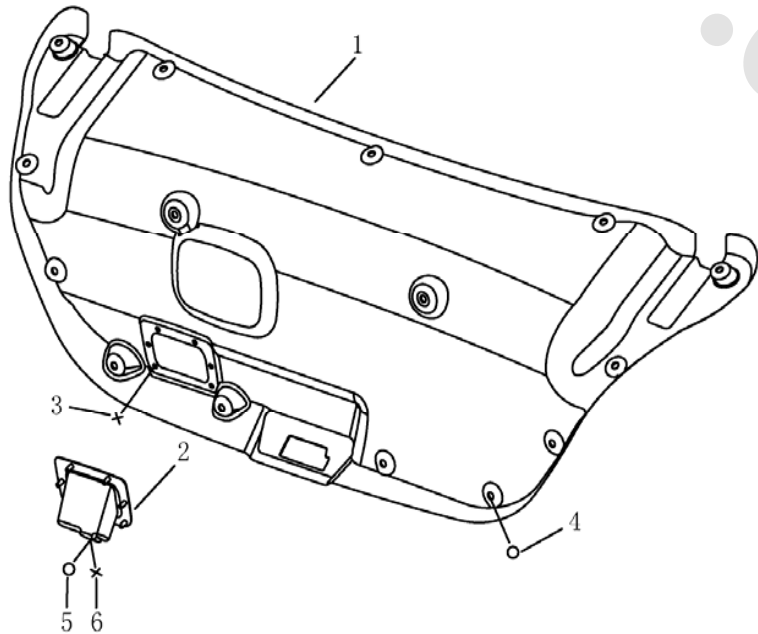
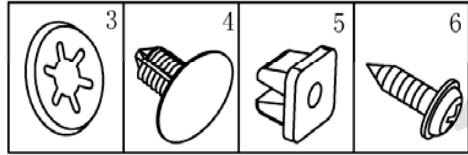
NO.	PART NO.	DES	QTY	REMARK
1	1068002720	LR DOOR INTERIOR TRIM BOARD ASSY.	1	GB/GS
1	1068002721	LR DOOR INTERIOR TRIM BOARD ASSY.	1	GL/GT
1	1068002820	RR DOOR INTERIOR TRIM BOARD ASSY.	1	GB/GS
1	1068002821	RR DOOR INTERIOR TRIM BOARD ASSY.	1	GL/GT
2	1068002733	LR DOOR INTERIOR TRIM BOARD ARMREST	1	GB/GS
2	1068002728	LR DOOR INTERIOR TRIM BOARD ARMREST	1	GL/GT
2	1068002833	RR DOOR INTERIOR TRIM BOARD ARMREST	1	GB/GS
2	1068002828	RR DOOR INTERIOR TRIM BOARD ARMREST	1	GL/GT
3	1068002705	LR DOOR UNLOCK HANDLE PANEL	1	GRAY
3	1068002805	RR DOOR UNLOCK HANDLE PANEL	1	GRAY
4	1068002709	LR DOOR INTERIOR TRIM BOARD HANLE	1	GRAY
4	1068002809	RR DOOR INTERIOR TRIM BOARD HANLE	1	GRAY
5	1068002723	LR DOOR INTERIOR TRIM BOARD MOLDING	1	SILVER
5	1068002823	RR DOOR INTERIOR TRIM BOARD MOLDING	1	SILVER
6	1068002707	LR DOOR GLASS REGULATOR SWITCH & PANEL ASSY.	1	
6	1068002807	RR DOOR GLASS REGULATOR SWITCH & PANEL ASSY.	1	
7		LR DOOR INTERIOR TRIM UPPER BOARD SOUND INSULATOR 1#	1	
7		RR DOOR INTERIOR TRIM UPPER BOARD SOUND INSULATOR 1#	1	
8		LR DOOR INTERIOR TRIM UPPER BOARD SOUND INSULATOR 2#	1	
8		RR DOOR INTERIOR TRIM UPPER BOARD SOUND INSULATOR 2#	1	
9		REAR DOOR INTERIOR TRIM SOUND INSULATOR 1#	2	
10		REAR DOOR INTERIOR TRIM SOUND INSULATOR 2#	2	
11		REAR DOOR INTERIOR TRIM SOUND INSULATOR 3#	2	
12	1068002715	REAR DOOR INTERIOR TRIM BOARD LOWER SEAL	1	
13	Q2214295A	CROSS SLOTTED HEAD SCREW & PLAIN WASHER ASSY.	42	

16.REAR DOOR INTERIOR TRIM



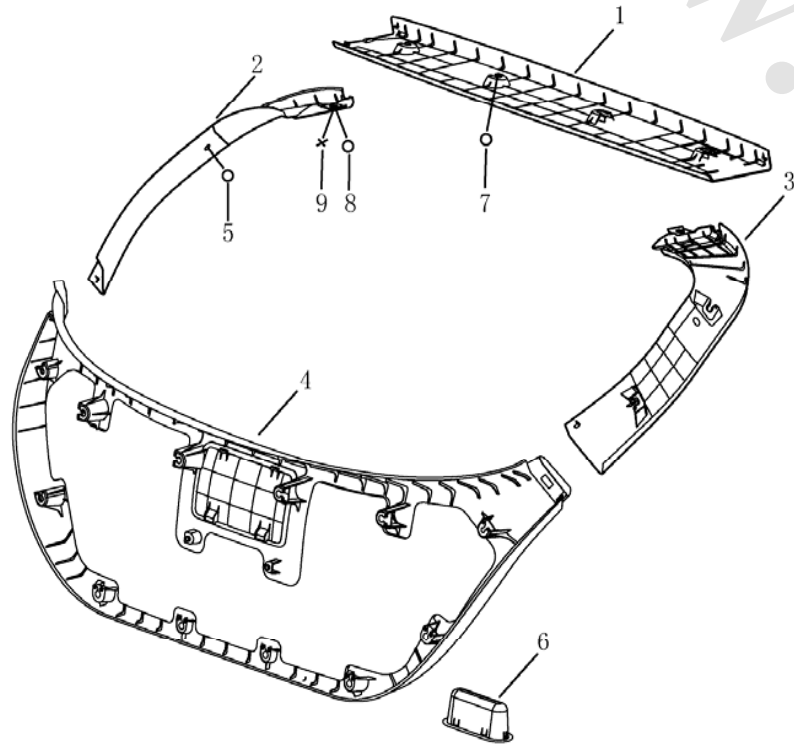
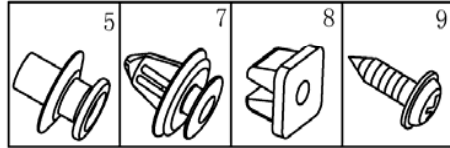
NO.	PART NO.	DES	QTY	REMARK
14	JQ690E82	D-CLIP	20	
15	JQ398D8988	PLASTIC NUT	8	
16	JQ220C4816F31	CROSS SLOTTED HEAD SELF-TAPPING SCREW	8	
17	Q2714219	CROSS SLOTTED HEAD SELF-TAPPING SCREW	8	

17.TRUNK LID INTERIOR TRIM(FE-1)



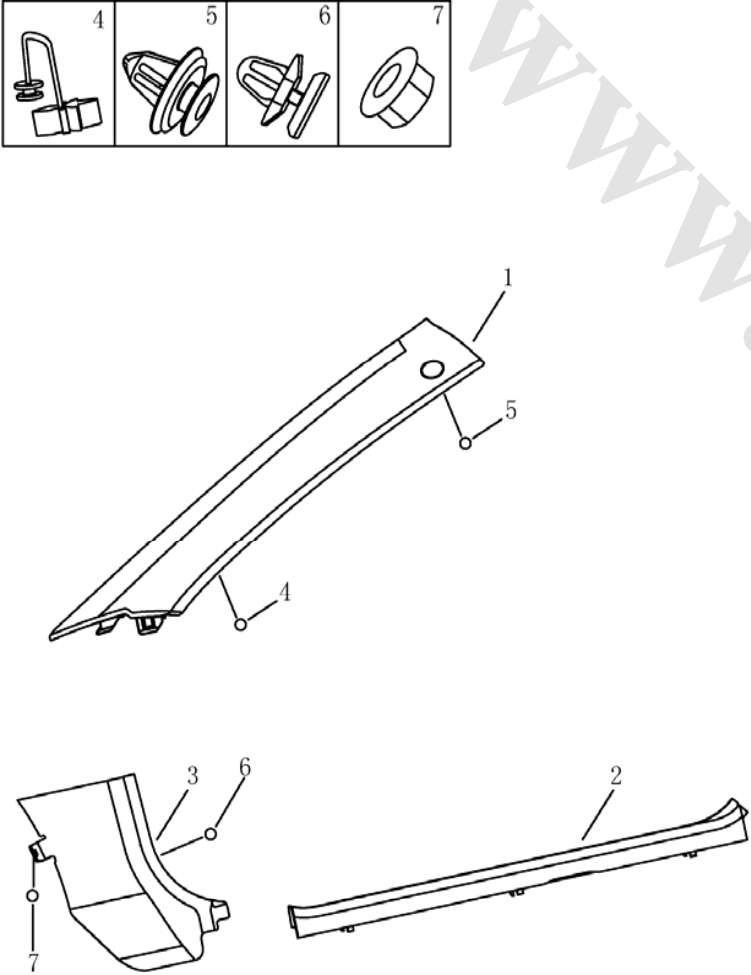
NO.	PART NO.	DES	QTY	REMARK
1	1068002176	TRUNK LID INTERIOR TRIM	1	
2	1068002162	TRUNK LID LOCKING HANDLE	1	
3	1068002178	CIRCLIP	6	
4	JQ691C66	E-CLIP	13	
5	JQ398D8988	PLASTIC NUT	1	
6	JQ220C4816F31	CROSS SLOTTED HEAD SELF-TAPPING SCREW	1	

17.BACK DOOR INTERIOR TRIM(FE-2)



NO.	PART NO.	DES	QTY	REMARK
1	1068003002	BACK DOOR UPPER TRIM	1	
2	1068003004	BACK DOOR LEFT TRIM	1	
3	1068003007	BACK DOOR RIGHT TRIM	1	
4	1068003009	BACK DOOR LOWER TRIM	1	
5	1068003005	TRUNK BAFFLE PLATE TRIM HOOK	2	
6	1068003013	BACK DOOR HANDLE	2	
7	JQ690E82	D-CLIP	20	
8	JQ398D8988	PLASTIC NUT	2	
9	JQ220C4816F31	CROSS SLOTTED HEAD SELF-TAPPING SCREW	2	

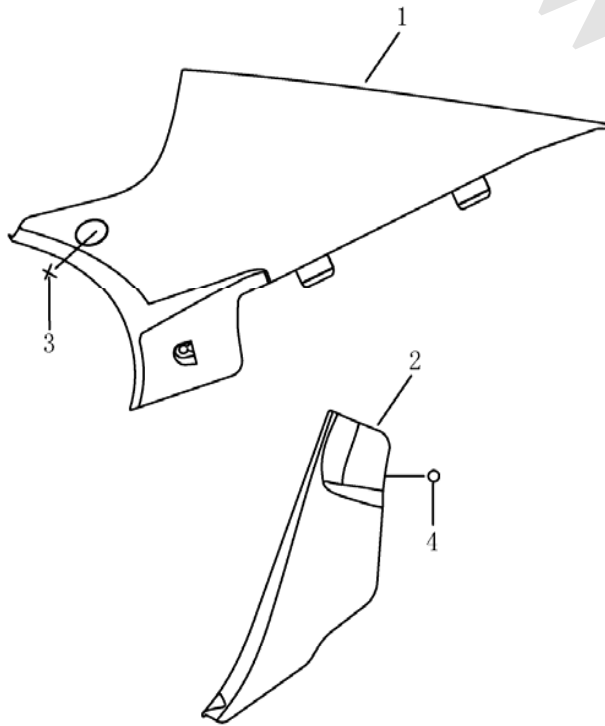
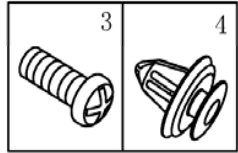
18.A PILLAR TRIM

	NO.	PART NO.	DES	QTY	REMARK
	1	1068001060	LF PILLAR UPPER TRIM	1	
	1	1068001061	LF PILLAR UPPER TRIM(CURTAIN AIR BAG)	1	
	1	1068001062	RF PILLAR UPPER TRIM	1	
	1	1068001063	RF PILLAR UPPER TRIM(CURTAIN AIR BAG)	1	
	2	1068001791	LF PILLAR LOWER TRIM	1	
	2	1068001792	RF PILLAR LOWER TRIM	1	
	3	1068001077-01	LF DOOR SILL INTERIOR TRIM	1	
3	1068001079-01	RF DOOR SILL INTERIOR TRIM	1		
4	1018007313	CLIP	2		
5	JQ690E82	D-CLIP	2		
6	1068002172	M-CLIP	2		
7	Q32006	HEXAGON FLANGE NUT	2		

19. B PILLAR TRIM

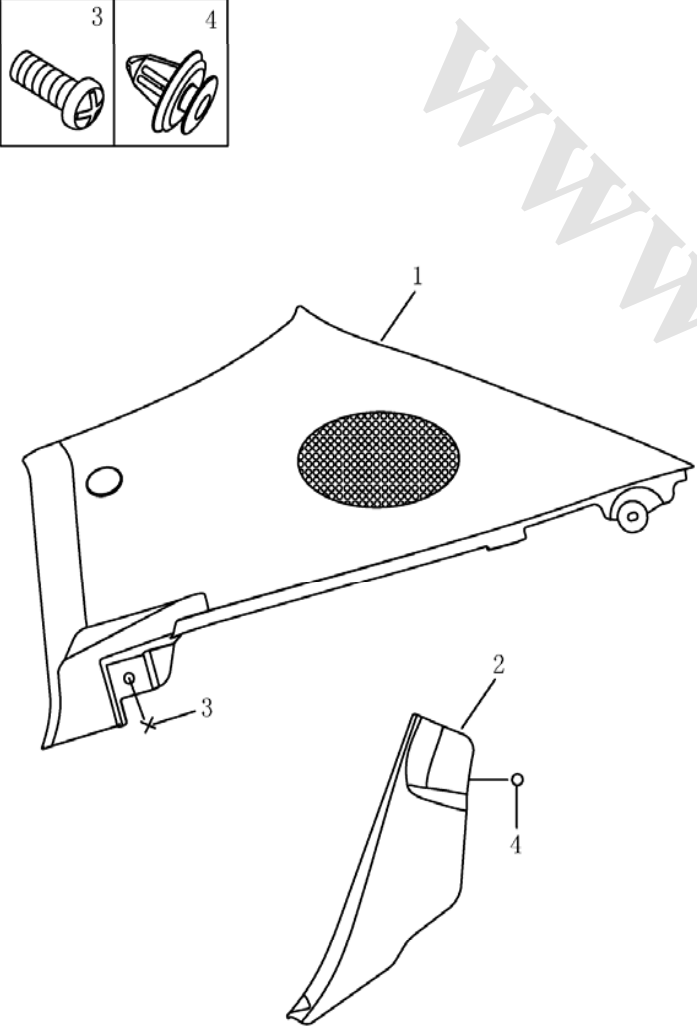
	NO.	PART NO.	DES	QTY	REMARK
	1	1068001064	LEFT MIDDLE PILLAR UPPER TRIM	1	
	1	1068001065	LEFT MIDDLE PILLAR UPPER TRIM(CURTAIN AIR BAG)	1	
	1	1068001066	RIGHT MIDDLE PILLAR UPPER TRIM	1	
	1	1068001067	RIGHT MIDDLE PILLAR UPPER TRIM(CURTAIN AIR BAG)	1	
	2	1068001741	LEFT MIDDLE PILLAR LOWER TRIM	1	
	2	1068001751	RIGHT MIDDLE PILLAR LOWER TRIM	1	
	3	1068001081-01	LR DOOR SILL INTERIOR TRIM	1	
	3	1068001083-01	RR DOOR SILL INTERIOR TRIM	1	
	4	JQ690E82	D-CLIP	6	
	5	Q2300616	CROSS SLOTTED HEAD SCREW & PLAIN WASHER ASSY.	2	

20. C PILLAR TRIM(FE-1)

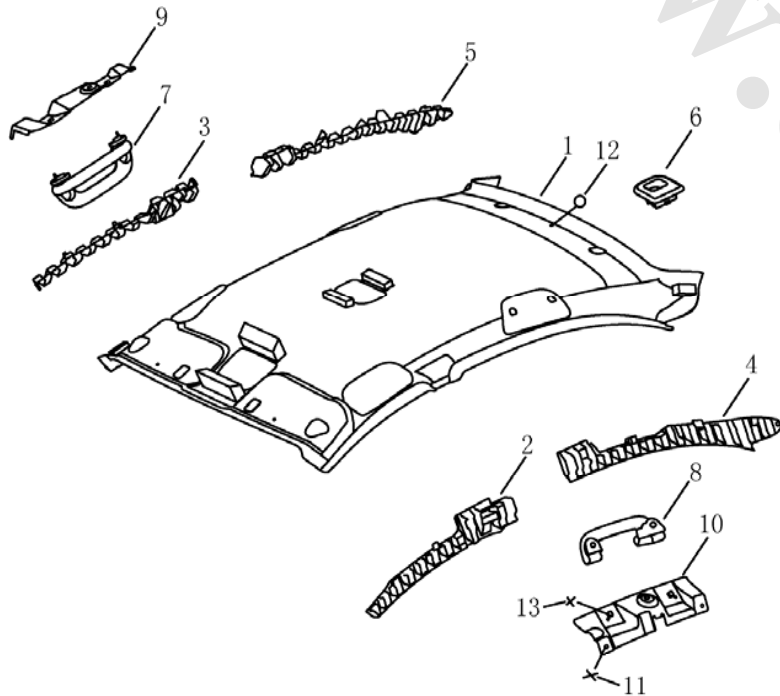
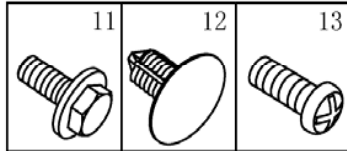


NO.	PART NO.	DES	QTY	REMARK
1	1068001070	LR PILLAR UPPER TRIM	1	
1	1068001071	LR PILLAR UPPER TRIM(CURTAIN AIR BAG)	1	
1	1068001072	RR PILLAR UPPER TRIM	1	
1	1068001073	RR PILLAR UPPER TRIM(CURTAIN AIR BAG)	1	
2	1068001801	LR PILLAR LOWER TRIM	1	
2	1068001804	RR PILLAR LOWER TRIM	1	
3	Q2300616	CROSS SLOTTED HEAD SCREW & PLAIN WASHER ASSY.	2	
4	JQ690E82	D-CLIP	10	

20. C PILLAR TRIM(FE-2)

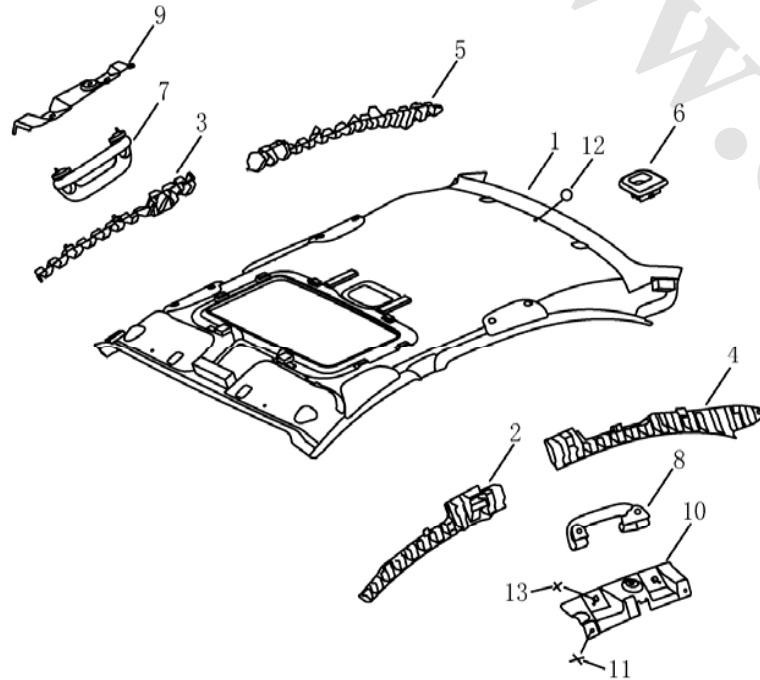
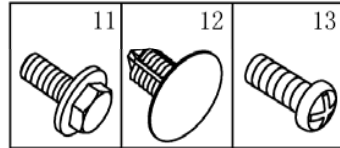
	NO.	PART NO.	DES	QTY	REMARK
	1	1068003055	LR PILLAR UPPER TRIM	1	
	1	1068003056	LR PILLAR UPPER TRIM(CURTAIN AIR BAG)	1	
	1	1068003061	RR PILLAR UPPER TRIM	1	
	1	1068003062	RR PILLAR UPPER TRIM(CURTAIN AIR BAG)	1	
	2	1068001801	LR PILLAR LOWER TRIM	1	
	2	1068001804	RR PILLAR LOWER TRIM	1	
	3	Q2300616	CROSS SLOTTED SCREW & PLAIN WASHER ASSY.	6	
	4	JQ690E82	D-CLIP	10	

21.ROOF SKIN INTERIOR TRIM(FE-1)



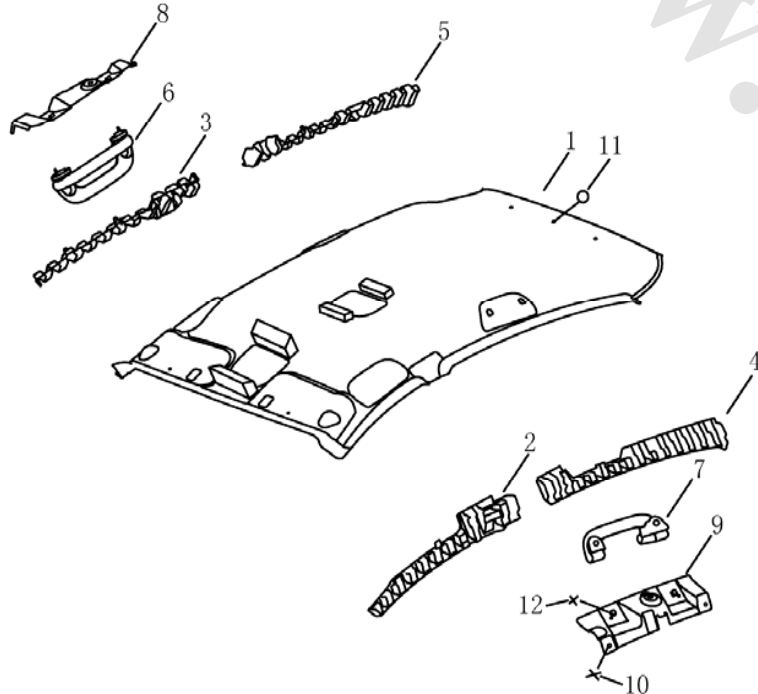
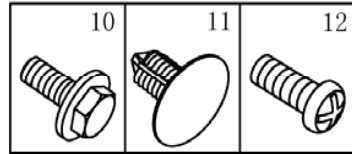
NO.	PART NO.	DES	QTY	REMARK
1	1068001052	ROOF SKIN INTERIOR TRIM ASSY.	1	
2	1068001227	ROOF SKIN LF INNER LINER	1	
3	1068001228	ROOF SKIN RF INNER LINER	1	
4	1068001229	ROOF SKIN LR INNER LINER	1	
5	1068001230	ROOF SKIN RR INNER LINER	1	
6	1068010037	REAR SUN VISOR HOOK SEAT	2	
7	1068001056	FRONT SAFETY HANDLE	1	
8	1068001057	LR SAFETY HANDLE	1	
8	1068001058	RR SAFETY HANDLE	1	
9	1062002499	FRONT SAFETY HANDLE BRACKET	1	
10	1062002500	LR SAFETY HANDLE BRACKET	1	
10	1062002501	RR SAFETY HANDLE BRACKET	1	
11	Q1840612	HEXAGON FLANGE BOLT	9	
12	JQ691F06	E-CLIP	3	
13	Q2140535	CROSS SLOTTED HEAD SCREW	6	

21.SUNROOF SKIN INTERIOR TRIM(FE-1)



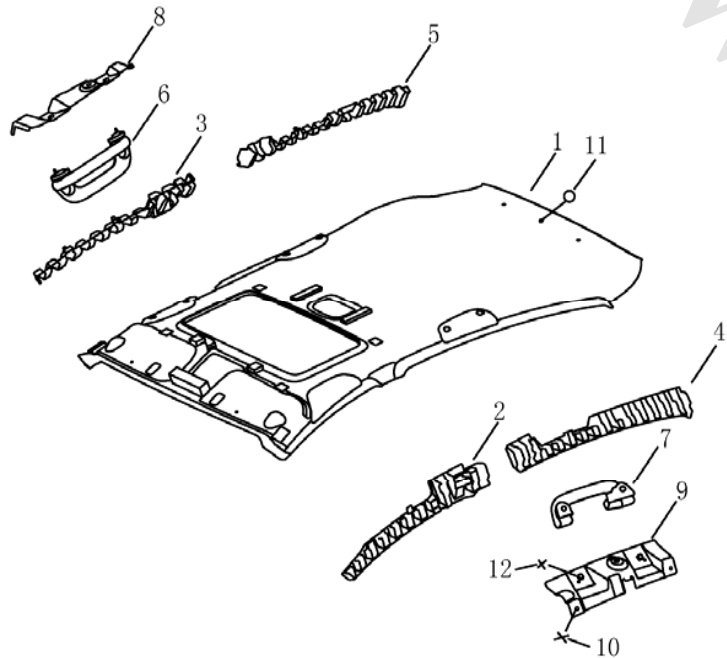
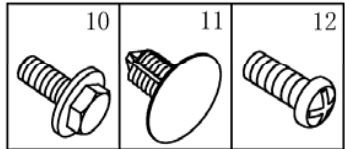
NO.	PART NO.	DES	QTY	REMARK
1	1068001053	ROOF SKIN INTERIOR TRIM ASSY.(SUNROOF)	1	
2	1068001227	ROOF SKIN LF INNER LINER	1	
3	1068001228	ROOF SKIN RF INNER LINER	1	
4	1068001229	ROOF SKIN LR INNER LINER	1	
5	1068001230	ROOF SKIN RR INNER LINER	1	
6	1068010037	REAR SUN VISOR HOOK SEAT	2	
7	1068001056	FRONT SAFETY HANDLE	1	
8	1068001057	LR SAFETY HANDLE	1	
8	1068001058	RR SAFETY HANDLE	1	
9	1068010089	FRONT SAFETY HANDLE BRACKET	1	
10	1068010090	LR SAFETY HANDLE BRACKET	1	
10	1068010091	RR SAFETY HANDLE BRACKET	1	
11	Q1840612	HEXAGON FLANGE BOLT	6	
12	JQ691F06	E-CLIP	3	
13	Q2140535	CROSS SLOTTED HEAD SCREW	6	

21.ROOF SKIN TRIM(FE-2)



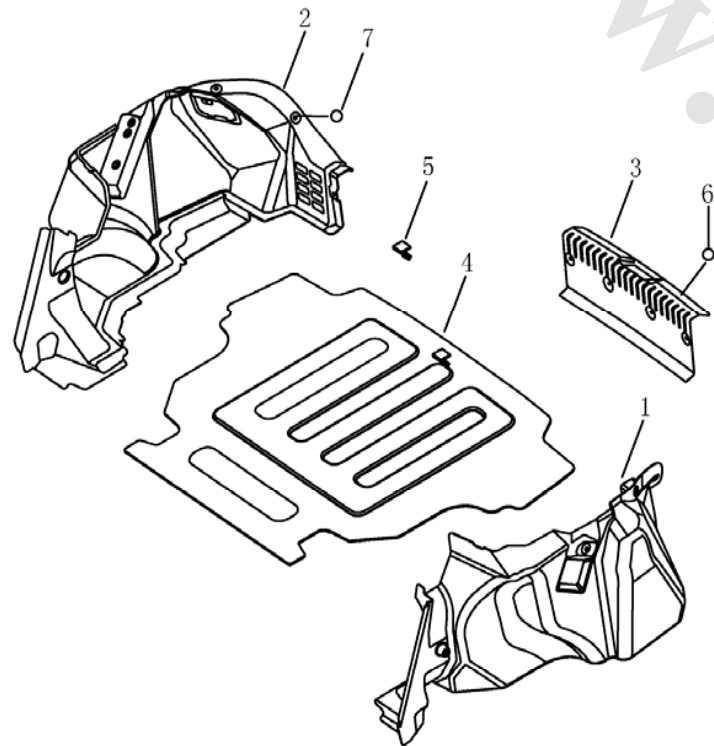
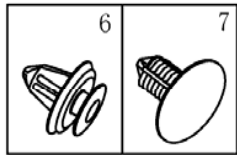
NO.	PART NO.	DES	QTY	REMARK
1	1068003102	ROOF SKIN INTERIOR TRIM ASSY.	1	
2	1068001227	ROOF SKIN LF INNER LINER	1	
3	1068001228	ROOF SKIN RF INNER LINER	1	
4	1068003076	ROOF SKIN LR INNER LINER	1	
5	1068003077	ROOF SKIN RR INNER LINER	1	
6	1068001056	FRONT SAFETY HANDLE	1	
7	1068001057	LR SAFETY HANDLE	1	
7	1068001058	RR SAFETY HANDLE	1	
8	1062002499	FRONT SAFETY HANDLE BRACKET	1	
9	1062002500	LR SAFETY HANDLE BRACKET	1	
9	1062002501	RR SAFETY HANDLE BRACKET	1	
10	Q1840612	HEXAGON FLANGE BOLT	9	
11	JQ691F06	E-CLIP	5	
12	Q2140535	CROSS SLOTTED HEAD SCREW	6	

21.SUNROOF SKIN TRIM(FE-2)



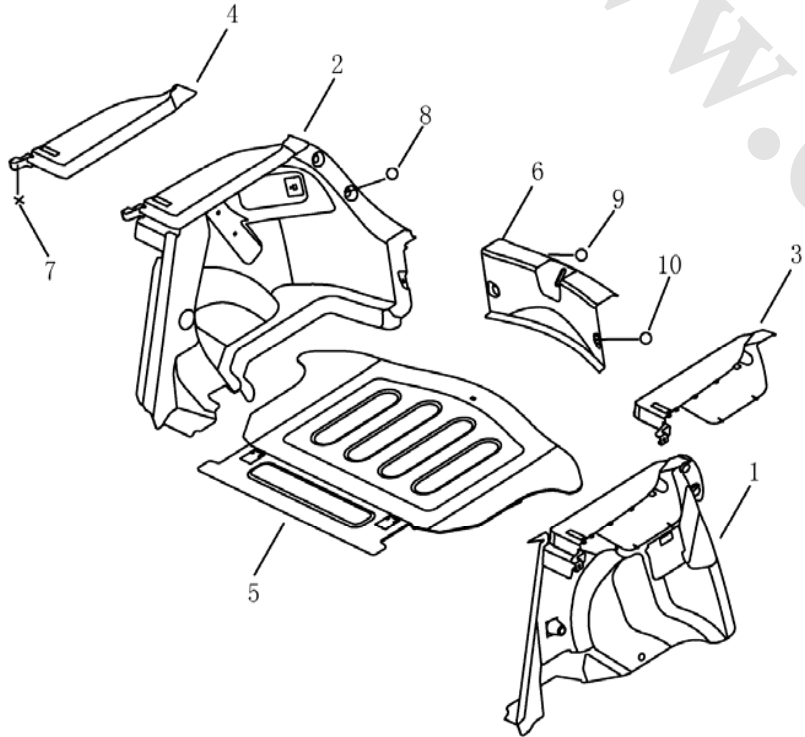
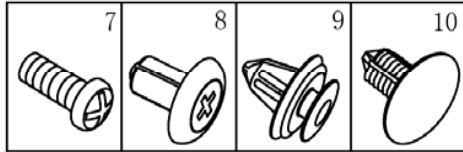
NO.	PART NO.	DES	QTY	REMARK
1	1068003109	ROOF SKIN INTERIOR TRIM ASSY.(SUNROOF)	1	
2	1068001227	ROOF SKIN LF INNER LINER	1	
3	1068001228	ROOF SKIN RF INNER LINER	1	
4	1068003076	ROOF SKIN LR INNER LINER	1	
5	1068003077	ROOF SKIN RR INNER LINER	1	
6	1068001056	FRONT SAFETY HANDLE	1	
7	1068001057	LR SAFETY HANDLE	1	
7	1068001058	RR SAFETY HANDLE	1	
8	1068010089	FRONT SAFETY HANDLE BRACKET	1	
9	1068010090	LR SAFETY HANDLE BRACKET	1	
9	1068010091	RR SAFETY HANDLE BRACKET	1	
10	Q1840612	HEXAGON FLANGE BOLT	6	
11	JQ691F06	E-CLIP	5	
12	Q2140535	CROSS SLOTTED HEAD SCREW	6	

22.TRUNK INTERIOR TRIM(FE-1)



NO.	PART NO.	DES	QTY	REMARK
1	1068001086	TRUNK COMPARTMENT LEFT TRIM	1	
2	1068001087	TRUNK COMPARTMENT RIGHT TRIM	1	
3	1068001089	REAR END PANEL INTERIOR TRIM	1	
4	1068001088	TRUNK COMPARTMENT CARPET	1	
5	1068001295	TRUNK COMPARTMENT CARPET HANDLE	1	
6	JQ690E82	D-CLIP	4	
7	JQ691C66	E-CLIP	12	

22.TRUNK INTERIOR TRIM(FE-2)



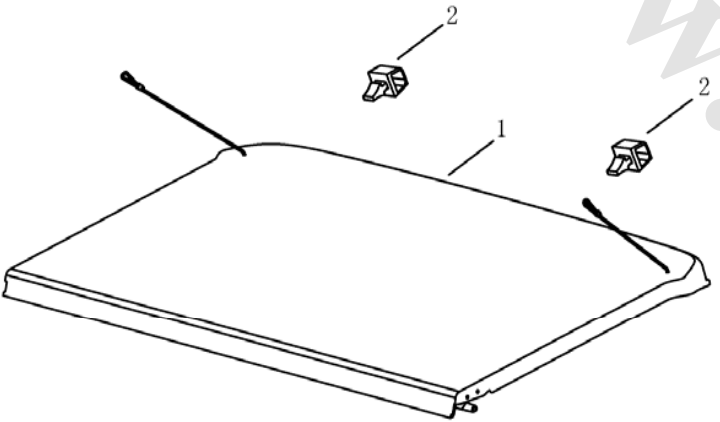
NO.	PART NO.	DES	QTY	REMARK
1	1068003126	TRUNK COMPARTMENT LEFT TRIM	1	
2	1068003136	TRUNK COMPARTMENT RIGHT TRIM	1	
3	1068003233	LEFT TRIM COVER PLATE	1	
4	1068003236	RIGHT TRIM COVER PLATE	1	
5	1068003145	TRUNK COMPARTMENT CARPET	1	
6	1068003052	TRUNK COMPARTMENT CARPET HANDLE	1	
7	Q2300616	CROSS SLOTTED SCREW & PLAIN WASHER ASSY.	2	
8	JQ694C79	J-CLIP	6	
9	JQ690E82	D-CLIP	6	
10	JQ691C66	E-CLIP	2	

23.TRUNK Baffle Plate(FE-1)

	NO.	PART NO.	DES	QTY	REMARK
	1	1068001084	TRUNK COMPARTMENT Baffle PLATE ASSY.	1	GRAY
	1	1068001085	TRUNK COMPARTMENT Baffle PLATE ASSY.(SUN VISOR)	1	GRAY
	2	1068001286	REAR WINDSHIELD SUN VISOR ASSY.	1	
	3	1068001279	LEFT SPEAKER COVER	1	
	4	1068001280	RIGHT SPEAKER COVER	1	
	5	1068001347	TRUNK COMPARTMENT Baffle PLATE CLIP	4	
	6	1068001348	CLIP SEAT	4	
	7	1068001376	REAR SAFETY BELT GUIDE COVER	3	
	8	1068001281	REAR SAFETY BELT GUIDE	3	
	9	1068001284	CHILD SEAT BRACKET COVER	2	
	10	1068001377	CHILD SEAT GUIDE	2	
	11	JQ690E82	D-CLIP	4	
	12	JQ691C66	E-CLIP	3	
13	1068002178	CIRCLIP	33		

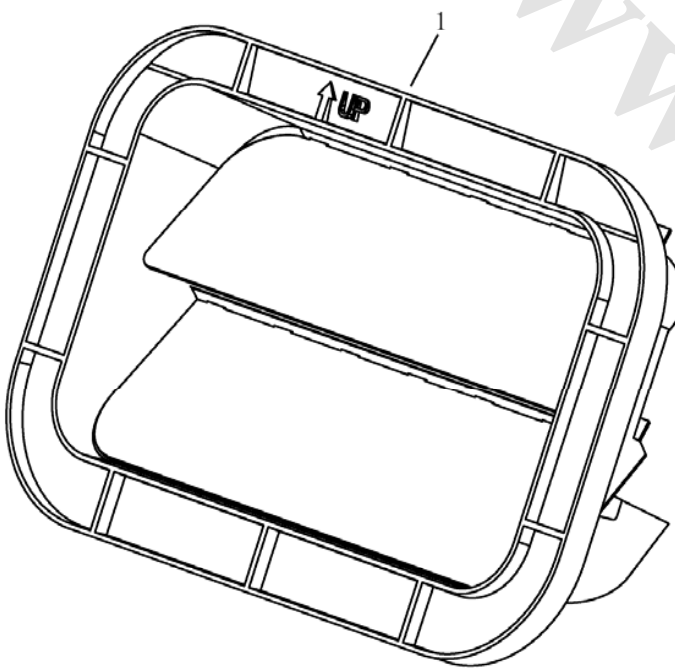
23.TRUNK BAFFLE PLATE(FE-2)

NO.	PART NO.	DES	QTY	REMARK
1	1068003116	TRUNK COMPARTMENT BAFFLE PLATE TRIM	1	GRAY
2	1068003194	BAFFLE PLATE TRIM CUSHION BLOCK	2	GRAY



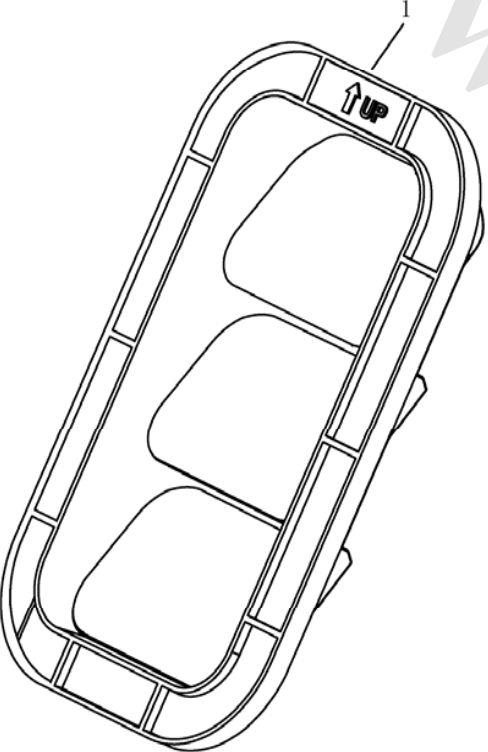
24.TRUNK VENT(FE-1)

NO.	PART NO.	DES	QTY	REMARK
1	1068001153	REAR END PANEL VENT ASSY.	2	



24.TRUNK VENT(FE-2)

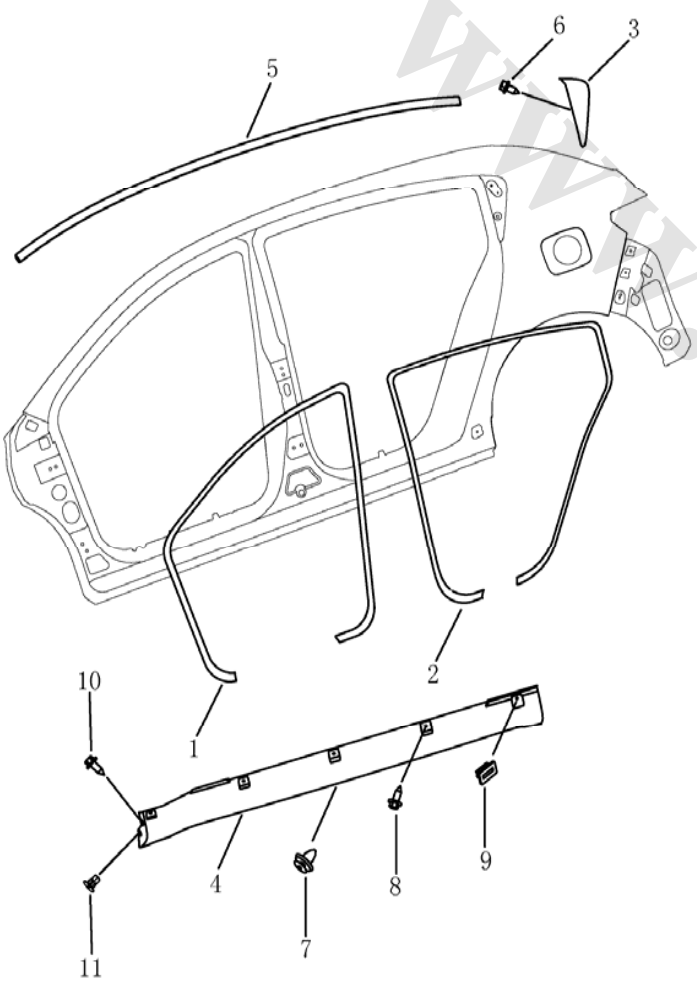
NO.	PART NO.	DES	QTY	REMARK
1	1068003248	REAR END PANEL VENT ASSY.	2	



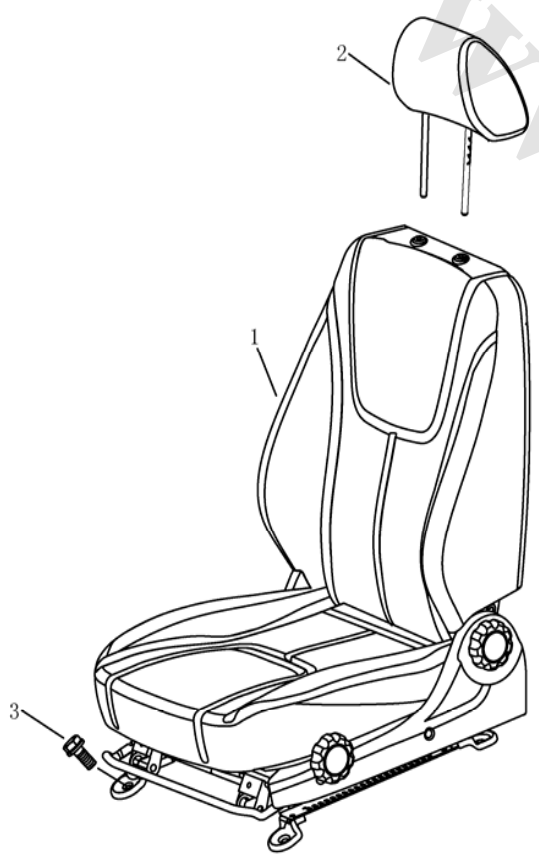
25.BODY TRIM(FE-1)

	NO.	PART NO.	DES	QTY	REMARK
	1	1068002038	LF DOORFRAME WEATHERSTRIP	1	
	1	1068002065	RF DOORFRAME WEATHERSTRIP	1	
	2	1068002105	LR DOORFRAME WEATHERSTRIP	1	
	2	1068002143	RR DOORFRAME WEATHERSTRIP	1	
	3	1068001640	LEFT OUTER DOOR SILL LOWER TRIM	1	
	3	1068001642	RIGHT OUTER DOOR SILL LOWER TRIM	1	
	4	1068001143	ROOF SKIN LEFT MOLDING	1	
	4	1068001144	ROOF SKIN RIGHT MOLDING	1	
	5	JQ690E82	D-CLIP	16	
	6	JQ222Da6319F31	CROSS SLOTTED HEAD SCREW & PLAIN WASHER ASSY.	10	
7	JQ398K1987	PLASTIC NUT	10		
8	JQ222Da4819F31	CROSS SLOTTED HEAD SCREW	6		
9	JQ399F08	PLASTIC NUT	6		

25.BODY TRIM(FE-2)

	NO.	PART NO.	DES	QTY	REMARK
 <p>The diagram shows an exploded view of car body trim components. Callout 1 points to the left door frame weatherstrip. Callout 2 points to the right door frame weatherstrip. Callout 3 points to the left and right door quarter outer trim. Callout 4 points to the left and right outer door sill lower trim. Callout 5 points to the roof skin left and right moldings. Callout 6 points to a cross-slotted head screw and plain washer assembly. Callout 7 points to a D-clip. Callout 8 points to another cross-slotted head screw and plain washer assembly. Callout 9 points to a plastic nut. Callout 10 points to a cross-slotted head screw. Callout 11 points to another plastic nut. The diagram also shows a separate view of a door sill trim piece with callouts 1 through 11 indicating the locations of the various fasteners and clips.</p>	1	1068002038	LF DOORFRAME WEATHERSTRIP	1	
	1	1068002065	RF DOORFRAME WEATHERSTRIP	1	
	2	1068003257	LR DOORFRAME WEATHERSTRIP	1	
	2	1068003270	RR DOORFRAME WEATHERSTRIP	1	
	3	1068003074	LR DOOR QUARTER OUTER TRIM	1	
	3	1068003075	RR DOOR QUARTER OUTER TRIM	1	
	4	1068001640	LEFT OUTER DOOR SILL LOWER TRIM	1	
	4	1068001642	RIGHT OUTER DOOR SILL LOWER TRIM	1	
	5	1068003285	ROOF SKIN LEFT MOLDING	1	
	5	1068003289	ROOF SKIN RIGHT MOLDING	1	
	6	Q2204295	CROSS SLOTTED HEAD SCREW & PLAIN WASHER ASSY.	4	
7	JQ690E82	D-CLIP	16		
8	JQ2226319	CROSS SLOTTED HEAD SCREW & PLAIN WASHER ASSY.	10		
9	JQ398K1987	PLASTIC NUT	10		
10	JQ2224819	CROSS SLOTTED HEAD SCREW	6		
11	JQ399F08	PLASTIC NUT	6		

26.LF SEAT(MANUAL)

	NO.	PART NO.	DES	QTY	REMARK
	1	1068001120-01	LF SEAT ASSY.	1	GB/GS
	1	1068001091	LF SEAT ASSY.(SIDE AIR BAG)	1	GB/GS
	1	1068020942	LF SEAT ASSY.(LEATHER)	1	GB/GS
	2	1068002837	FRONT SEAT PILLOW	1	
	3	JQ140C1030	HEXAGON HEAD BOLT & PLAIN WASHER ASSY.	4	

26.LF SEAT(POWER)

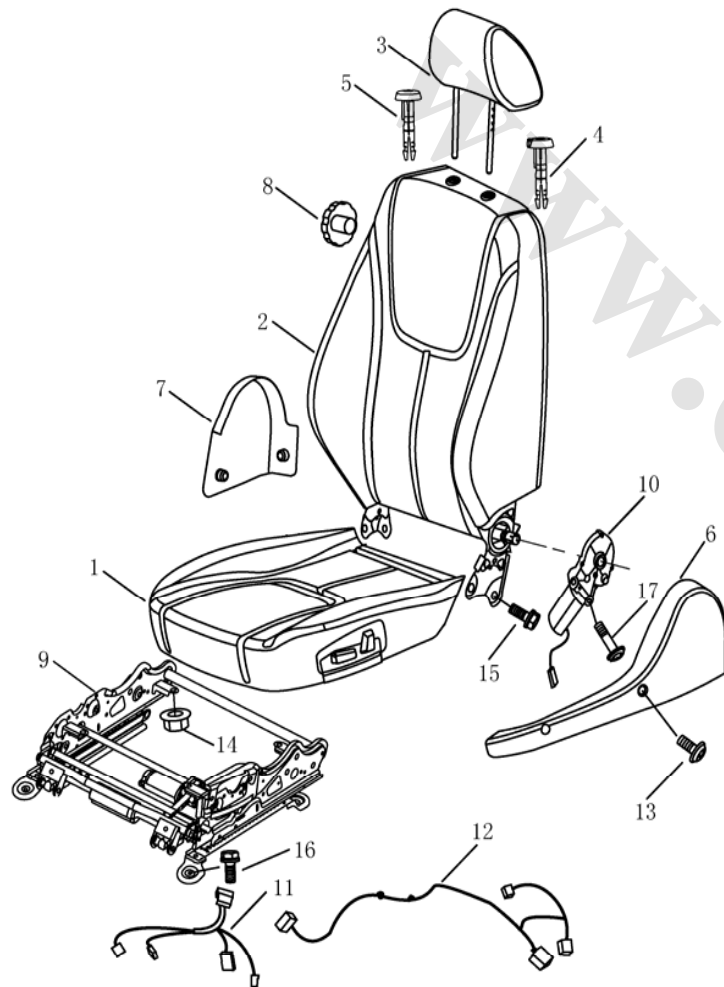


NO.	PART NO.	DES	QTY	REMARK
1	1068001092	LF SEAT ASSY.(LEATHER)	1	GL/GT
1	1068001094-02	LF SEAT ASSY.(WARMING/LEATHER/SAB)	1	GL/GT
2	1068002917	FRONT SEAT PILLOW(LEATHER)	1	
3	JQ140C1030	HEXAGON HEAD BOLT & PLAIN WASHER ASSY.	4	
3		HEXAGON HEAD BOLT & PLAIN WASHER ASSY.(EXPORT)	4	

27.LF SEAT CUSHION & BACK(MANUAL)


	NO.	PART NO.	DES	QTY	REMARK
	1		LF SEAT CUSHION	1	
	2		LF SEAT BACK	1	GB/GS
	2		LF SEAT BACK(SAB)	1	GB/GS
	3	1068002837	FRONT SEAT PILLOW	1	
	4	1068003707	LOCKING BOOT	1	
	5	1068003706	FRONT SEAT GUIDE	1	
	6	106802044100650	LF SEAT LEFT SHIELD	1	
	7	106802044200650	LF SEAT RIGHT SHIELD	1	
	8	1018050165	ANGLE ADJUSTER HANDLE	1	
	9	1068020443	HEIGHT ADJUSTER HANDLE	1	
	10	1068020445	SEAT BACK ADJUSTER HANDLE	1	
	11	1068020451	LOWER SLIDE RAIL	1	
	12		SCREW	5	
	13		NUT	4	
	14		BOLT	4	
15		HEXAGON HEAD BOLT & PLAIN WASHER ASSY.	4		

27.LF SEAT CUSHION & BACK(POWER)

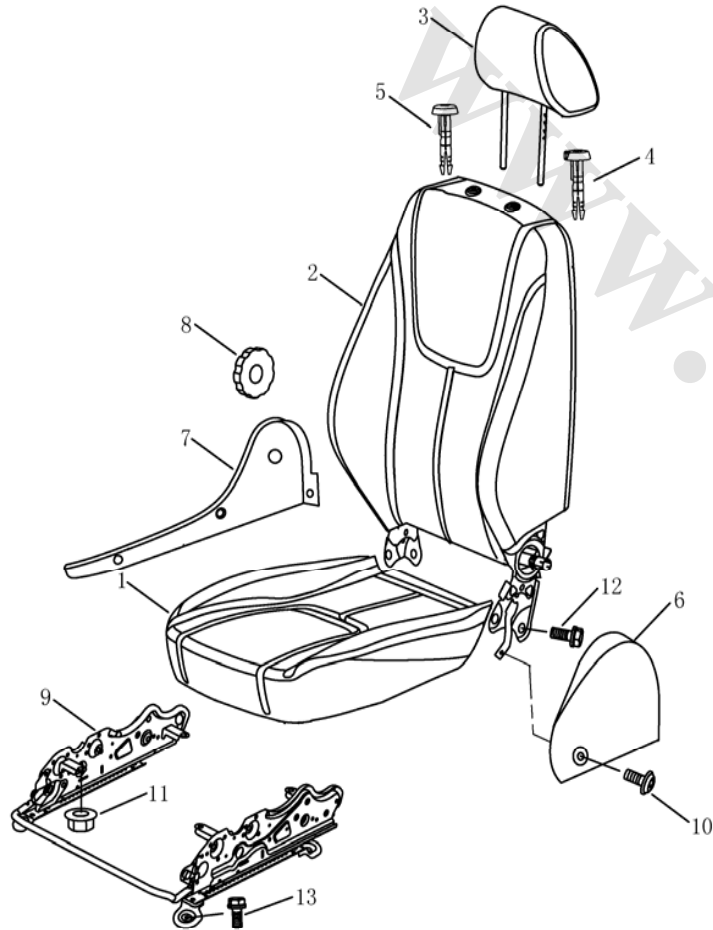


NO.	PART NO.	DES	QTY	REMARK
1		LF SEAT CUSHION(LEATHER)	1	GL/GT
1		LF SEAT CUSHION(LEATHER/SAB)	1	GL/GT
2		LF SEAT BACK(LEATHER)	1	GL/GT
3	1068002917	FRONT SEAT PILLOW	1	
4	1068003707	LOCKING BOOT	1	
5	1068003706	FRONT SEAT GUIDE	1	
6	106802044900650	LF SEAT LEFT SHIELD(LEATHER)	1	GL/GT
7	106802045000650	LF SEAT RIGHT SHIELD(LEATHER)	1	GL/GT
8	1068020445	SEAT BACK ADJUSTER HANDLE	1	
9	1068020452	LOWER ADJUSTER ASSY.	1	
10	1068020453	SEAT BACK ADJUSTER MOTOR	1	
11	1068020454	SEAT WIRE HARNESS	1	
12	1068020455	SEAT ADJUSTER SWITCH WITH WIRE HARNESS	1	
13		SCREW	5	
14		NUT	4	
15		BOLT	4	
16		HEXAGON HEAD BOLT & PLAIN WASHER ASSY.	4	
17		SEAT BACK ADJUSTER MOTOR BOLT	1	

28. RF SEAT

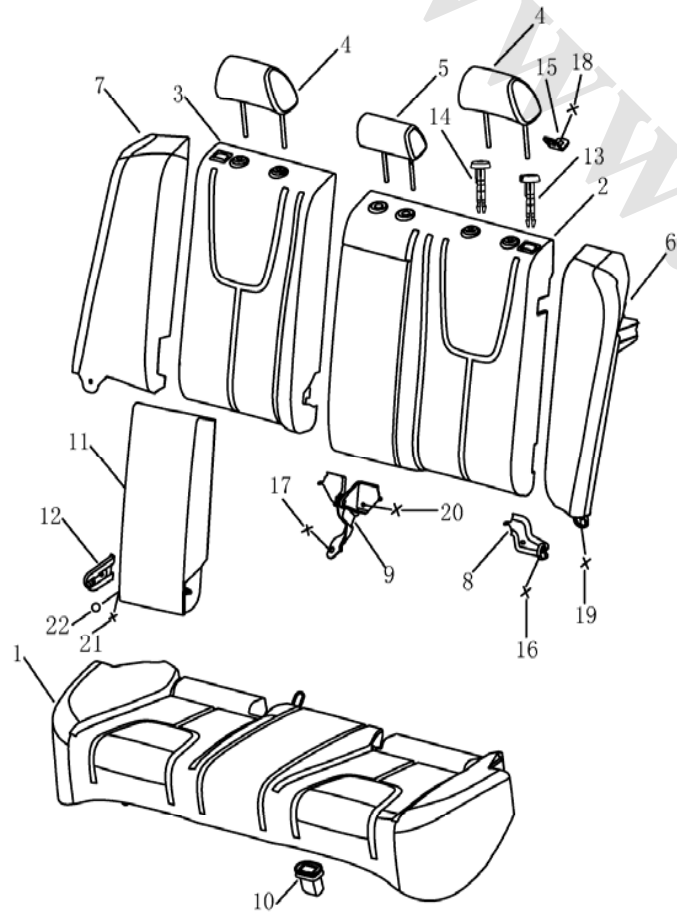
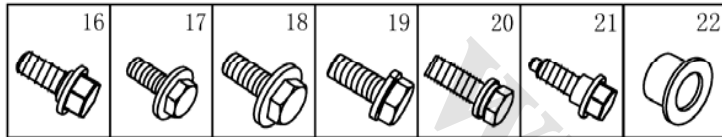
	NO.	PART NO.	DES	QTY	REMARK
	1	1068001096	RF SEAT ASSY.	1	GB/GS
	1	1068001097	RF SEAT ASSY.(SAB)	1	GB/GS
	1	1068001100	RF SEAT ASSY.(LEATER/SAB)	1	GL/GT
	1	1068002860	RF SEAT ASSY.(WARMING/LEATHER/SAB)	1	GL/GT
	2	1068002837	FRONT SEAT PILLOW	1	GB/GS
	2	1068002917	FRONT SEAT PILLOW(LEATHER)	1	GL/GT
	3		HEXAGON HEAD BOLT & PLAIN WASHER ASSY.	4	

29.RF SEAT CUSHION & BACK



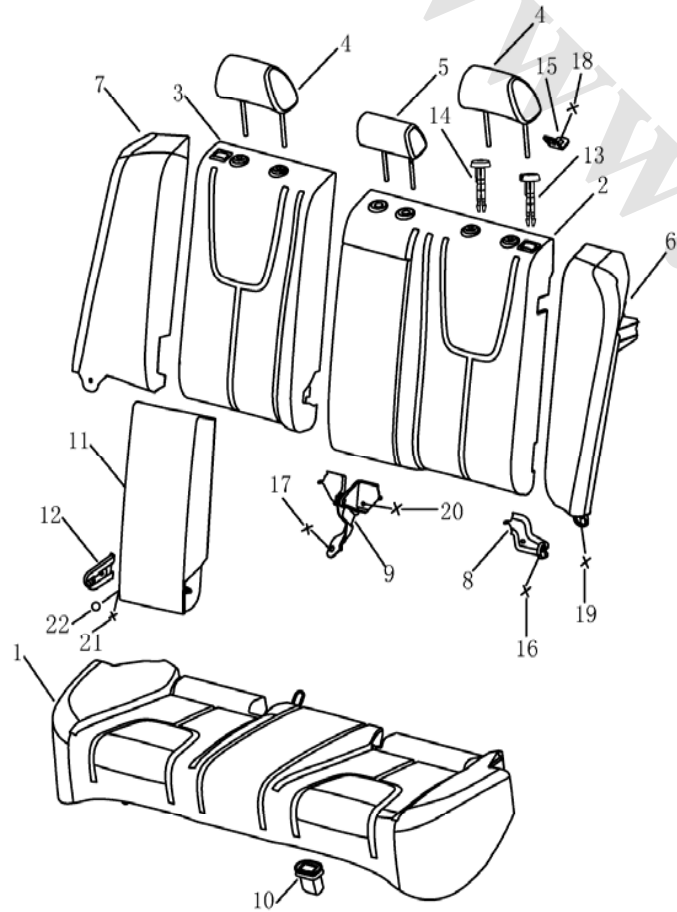
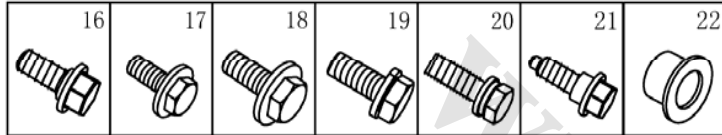
NO.	PART NO.	DES	QTY	REMARK
1		RF SEAT CUSHION	1	
2		RF SEAT BACK	1	
3	1068002837	FRONT SEAT PILLOW	1	
3	1068002917	FRONT SEAT PILLOW(LEATHER)	1	
4	1068003707	LOCKING BOOT	1	
5	1068003706	PILLOW GUIDE	1	
6	1068020463	RF SEAT LEFT SHIELD	1	
7	1068020464	RF SEAT RIGHT SHIELD	1	
8	1018050166	ANGLE ADJUSTER HANDLE	1	
9	1068020465	LOWER SLIDE RAIL	1	
10		SCREW	5	
11		NUT	4	
12		BOLT	4	
13	JQ140C1030	HEXAGON HEAD BOLT & PLAIN WASHER ASSY.	4	

30.REAR SEAT



NO.	PART NO.	DES	QTY	REMARK
1	1068001169	REAR SEAT CUSHION	1	
1	1068001170-01	REAR SEAT CUSHION(LEATHER)	1	
1	1068020947	REAR SEAT CUSHION(FULL LEATHER)	1	
2	1068001121	LR SEAT BACK	1	
2	1068001122	LR SEAT BACK(LEATHER)	1	FE-1
2	1068020946	LR SEAT BACK(FULL LEATHER)	1	FE-1
2	1068003283	LR SEAT BACK(LEATHER)	1	FE-2
2	1068020957	LR SEAT BACK(FULL LEATHER)	1	FE-2
3	1068001107	RR SEAT BACK	1	
3	1068001108	RR SEAT BACK(LEATHER)	1	
3	1068020948	RR SEAT BACK(FULL LEATHER)	1	
4	1068002838	REAR SEAT PILLOW	2	
4	1068002918	REAR SEAT PILLOW(LEATHER)	2	
4	1068002918-01	REAR SEAT PILLOW(LEATHER)	2	L-SHAPE
5	1068002854	REAR SEAT MIDDLE PILLOW	1	
5	1068002919	REAR SEAT MIDDLE PILLOW(LEATHER)	1	
5	1068002919-01	REAR SEAT MIDDLE PILLOW(LEATHER)	1	L-SHAPE
6	1068001109	LR SEAT ARMREST	1	
6	1068001110	LR SEAT ARMREST(LEATHER)	1	
7	1068001111	RR SEAT ARMREST	1	
7	1068001112	RR SEAT ARMREST(LEATHER)	1	
8	1068002861	REAR SEAT LEFT BRACKET	1	
8	1068002862	REAR SEAT RIGHT BRACKET	1	
9	1068001314	REAR SEAT MIDDLE BRACKET	1	

30.REAR SEAT




NO.	PART NO.	DES	QTY	REMARK
10	1068000202	REAR SEAT PLASTIC CLIP	2	
11	1068020466	CENTER ARMREST	1	
11	1068003708	CENTER ARMREST(LEATHER)	1	
12	1068020467	CENTER ARMREST TRIM	1	
13	1068003707	LOCKING BOOT	3	
14	1068003706	PILLOW GUIDE	3	
15	1068001815	CHILD SEAT BRACKET HOOK	2	FE-1
15	1068001815	CHILD SEAT BRACKET HOOK	2	FE-2
16	1068000203	HEXAGON FLANGE BOLT M8×20	2	
17	JQ184C1020	HEXAGON HEAD BOLT & PLAIN WASHER ASSY.	2	
18	Q1847/1620	HEXAGON FLANGE BOLT	2	
19	Q1860612	HEXAGON HEAD BOLT & PLAIN WASHER ASSY.	2	
20	1068020484	SEAT BOLT	4	
21		ARMREST BOLT	1	
22	1068020468	ARMREST CLIP	2	

10. ACCESSORY

1. TOOLS

	NO.	PART NO.	DES	QTY	REMARK
	1	1068001401	TOOL PLATE ASSY.	1	
	2	1068003342	JACK ASSY.	1	
	3	1061000024	JACK ROCKER ASSY.	1	
	4	1064001009	WHEEL SLEEVER	1	
	5	1068003359	FRONT HOOK	1	
	6	1068020109	SPARE TYRE PLATE	1	
	7	1064001005	SCREWDRIVER	1	
	8	1018011151	WARNING PLATE	1	

2. FIRE EXTINGUISHER

	NO.	PART NO.	DES	QTY	REMARK
	1	1018007437	FIRE EXTINGUISHER ASSY.	1	
	2	1061000021	FIRE EXTINGUISHER BRACKET	1	
	3	JQ1490620	CROSS SLOTTED HEAD BOLT & PLAIN WASHER ASSY.	2	

3. EMBLEM

NO.	PART NO.	DES	QTY	REMARK
1	1068001704	"GEELY" WORDS	1	
2		"EC7RV" WORDS	1	
3	1068003709	"EC718" WORDS	1	
4	1068003710	"EC718-RV" WORDS	1	
5	1068020543	"EMGRAND" WORDS	1	
6	1068020624	"EC715-RV" WORDS	1	
6	1068020625	"EC715" WORDS	1	

