



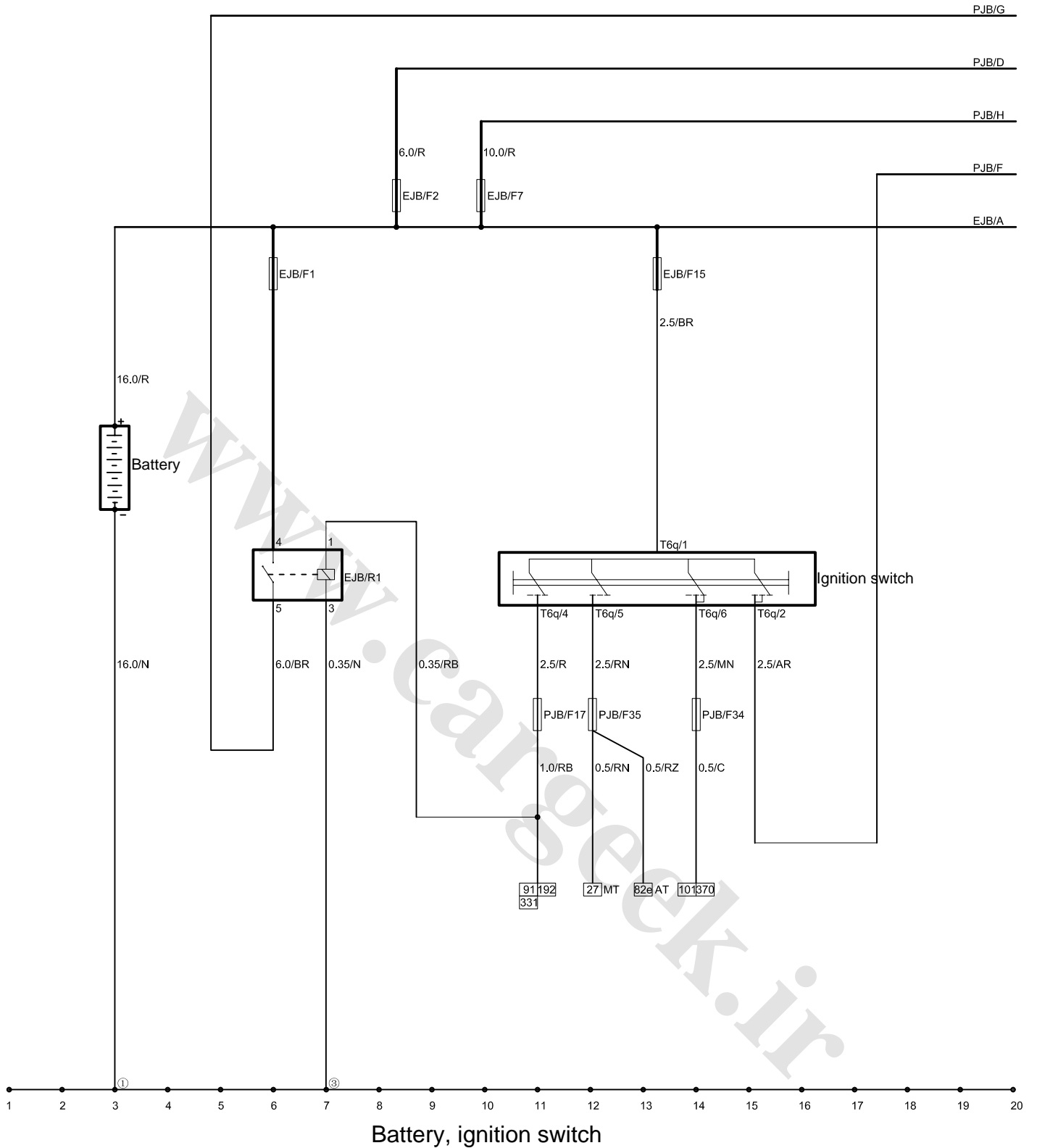
H330

- **wiring diagram**

H330WD2H/1/1

Content

Battery, ignition switch -----	1
Alternator, starter, anti-theft system -----	2
Horn, condenser fan, oil pump-----	3
Wiper and washer system -----	4
Power air conditioner, heating and defrost system -----	5
Radio, steering wheel switch,cigar lighter -----	6
Air bag system-----	7
Brake system-----	8
Reversing radar, outer rearview mirror-----	9
Lighters control switch, front fog light -----	10
Front outer lights-----	11
Rear outer lamps, inner lamps, sunroof -----	12
Combination instrument, diagnostic connector -----	13
Window glass lifting system -----	14
Door lock system -----	15
Body control unit -----	16
Manual air conditioner, heating and defrost system -----	17
EPS system -----	18
PEPS system-----	19
BM15-MT engine control system 1 -----	20
BM15-MT engine control system 2 -----	21
BM15-MT engine control system 3 -----	22
BM15-AT engine control system 1 -----	23
BM15-AT engine control system 2 -----	24
BM15-AT engine control system 3 -----	25
BM15-AT engine control system 4 -----	26
BM15-AT engine control system 5 -----	27



EJB-engine compartment fuse box

PJB-instrument panel fuse box

T6q-ignition switch connector, 6 holes, white

EJB A-connecting, from engine compartment fuse box to battery positive pole

PJB D-connecting, instrument fuse box binding post

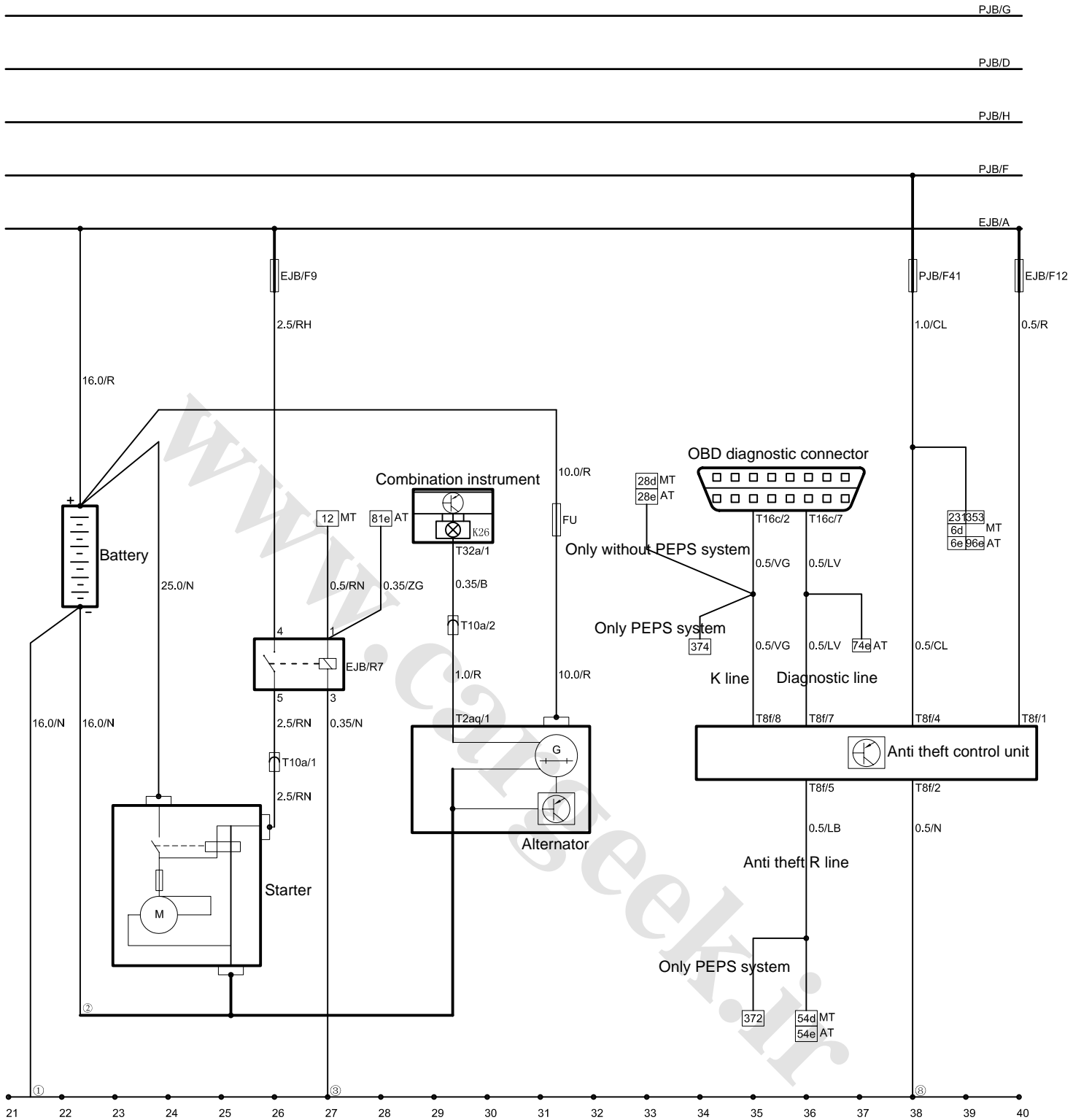
PJB F-connecting, instrument fuse box binding post

PJB G-connecting, instrument fuse box binding post

PJB H-connecting, instrument fuse box binding post

①-Battery negative to body ground

③-FL engine compartment ground



Alternator, starter, anti-theft system

K26-Combination instrument alternator charging indicator

EJB-Engine compartment fuse box

PJB-Instrument panel fuse box

FU-Alternator fuse, on the engine wire harness

T2aq-Alternator connector, 2 holes, black

T8f-Anti theft control unit connector, 8 holes, black

T10a-Engine and main wire harness plug-in A, 10 holes, black

T16c-Diagnostic interface connector, 16 holes, black

T32a-Combination instrument connector A, 32 holes, blue

EJB A-Connecting, from engine compartment fuse box to battery positive pole

PJB D-Connecting, instrument panel fuse box binding post

PJB F-Connecting, instrument panel fuse box binding post

PJB G-Connecting, instrument panel fuse box binding post

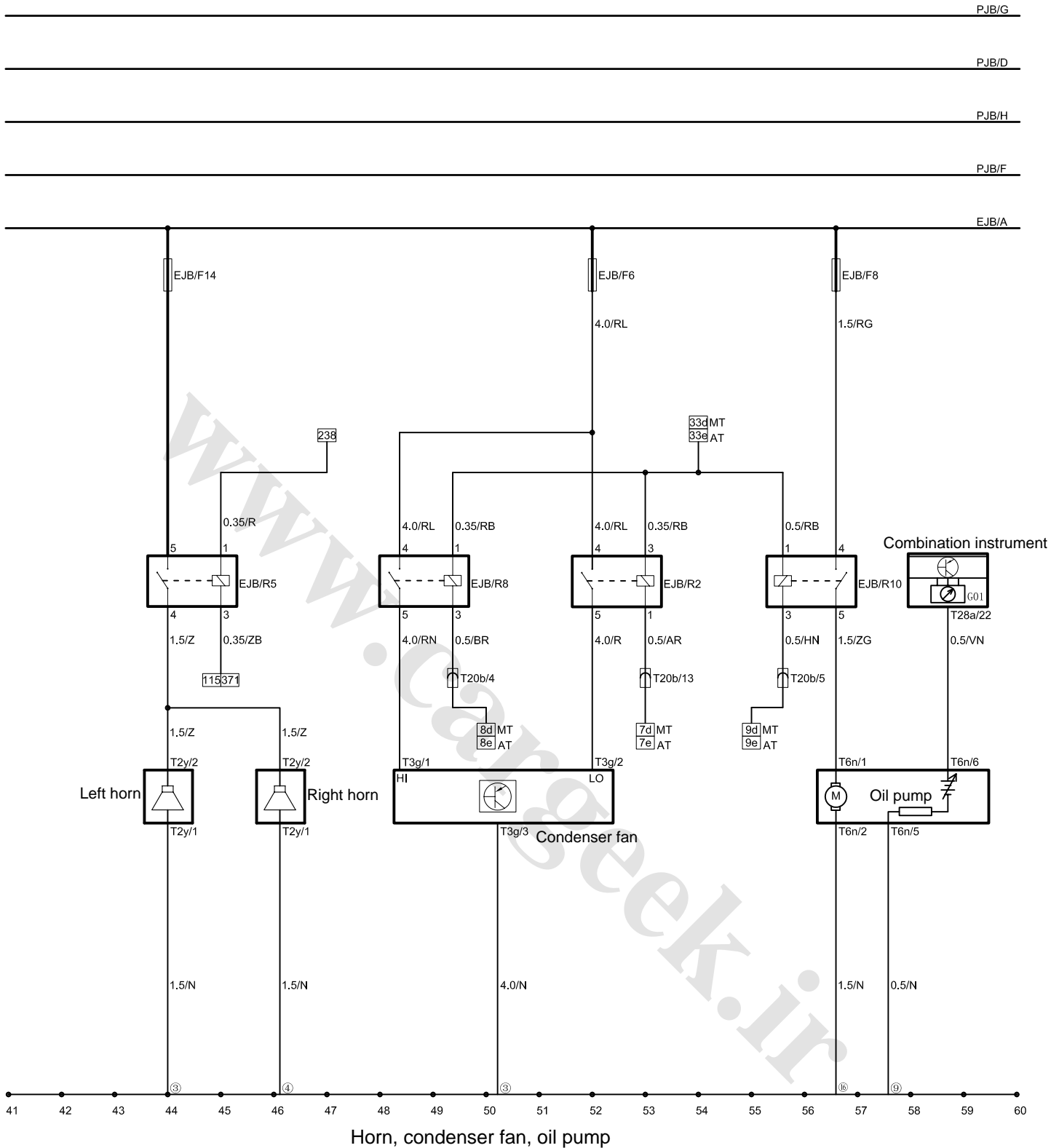
PJB H-Connecting, instrument panel fuse box binding post

①-Battery negative pole to body ground

②-Battery negative pole to engine ground

③-FL engine compartment ground

⑧-Passenger compartment LH A pillar ground



G01-Combination instrument fuel level indicator

EJB-Engine compartment fuse box

PJB-Instrument panel fuse box

T2y-Horn connector, 2 holes, black

T3g-Condenser fan connector, 3 holes, black

T6n-Oil pump connector, 6 holes, brown

T20b-Engine and main wire harness plug-in B, 20 holes, black

T28a-Combination instrument connector B, 28 holes, black

EJB A-Connecting, from engine compartment fuse box to battery positive pole

PJB D-Connecting, instrument panel fuse box binding post

PJB F-Connecting, instrument panel fuse box binding post

PJB G-Connecting, instrument panel fuse box binding post

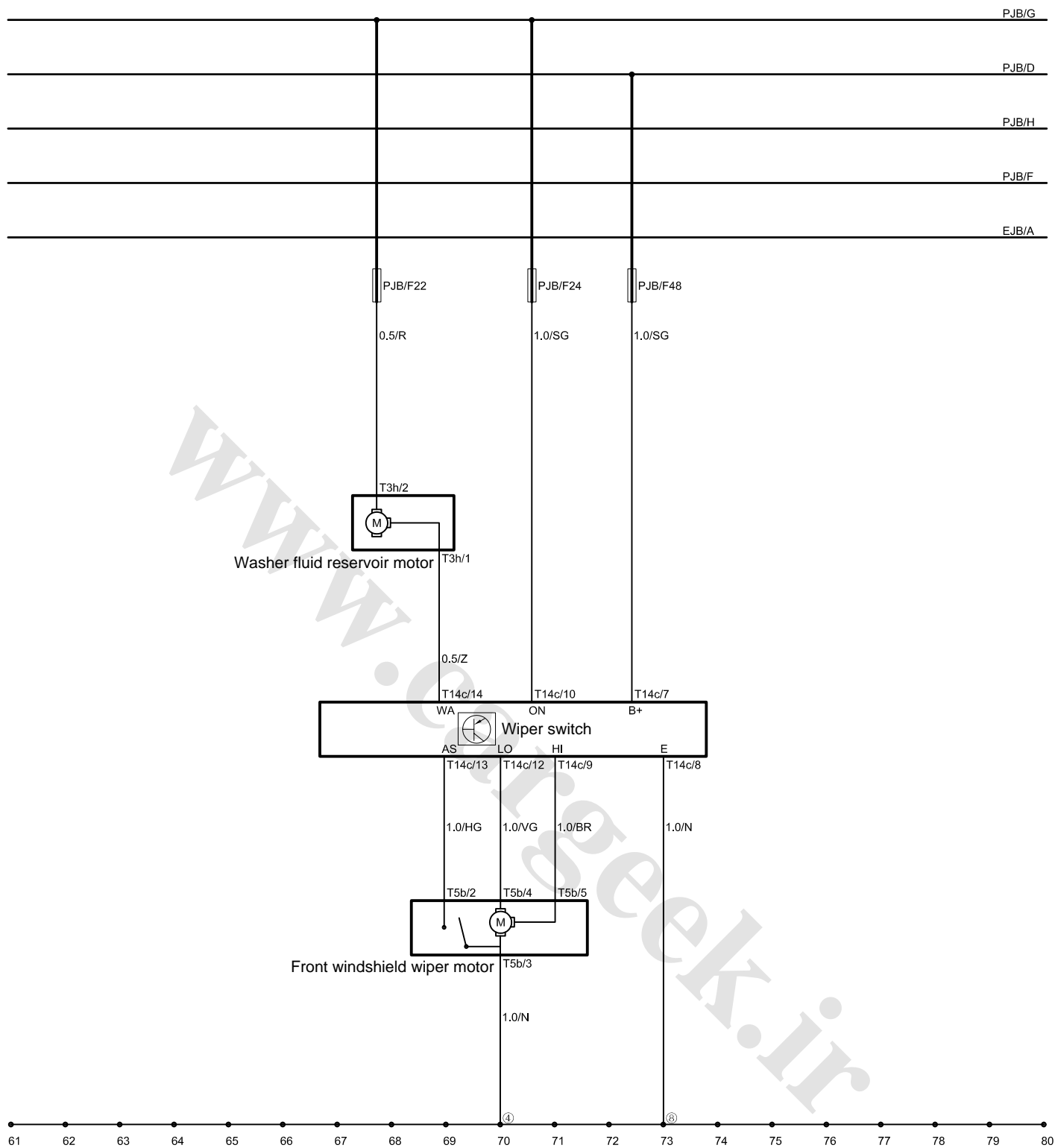
PJB H-Connecting, instrument panel fuse box binding post

③-LF engine compartment ground

④-RF engine compartment ground

⑨-Passenger compartment RH A pillar ground

⑯-Passenger compartment rear seat RH ground



Wiper and washer system

EJB-Engine compartment fuse box

PJB-Instrument panel fuse box

T3h-Washer fluid reservoir motor connector, 3 holes, black

T5b-Front windshield wiper motor connector, 5 holes, black

T14c-Wiper switch connector, 14 holes, white

EJB A-Connecting, from engine compartment fuse box to battery positive pole

PJB D-Connecting, instrument panel fuse box binding post

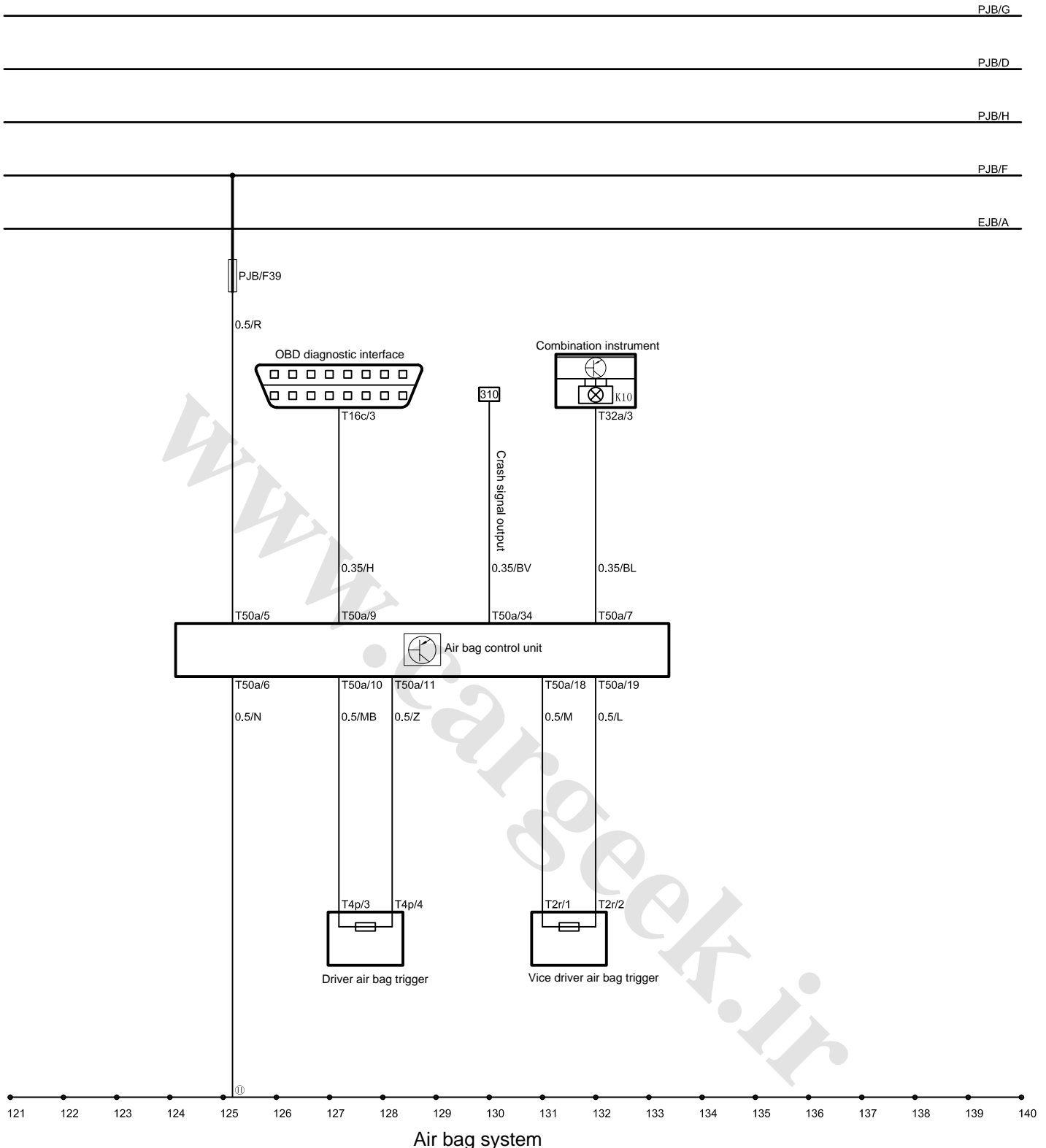
PJB F-Connecting, instrument panel fuse box binding post

PJB G-Connecting, instrument panel fuse box binding post

PJB H-Connecting, instrument panel fuse box binding post

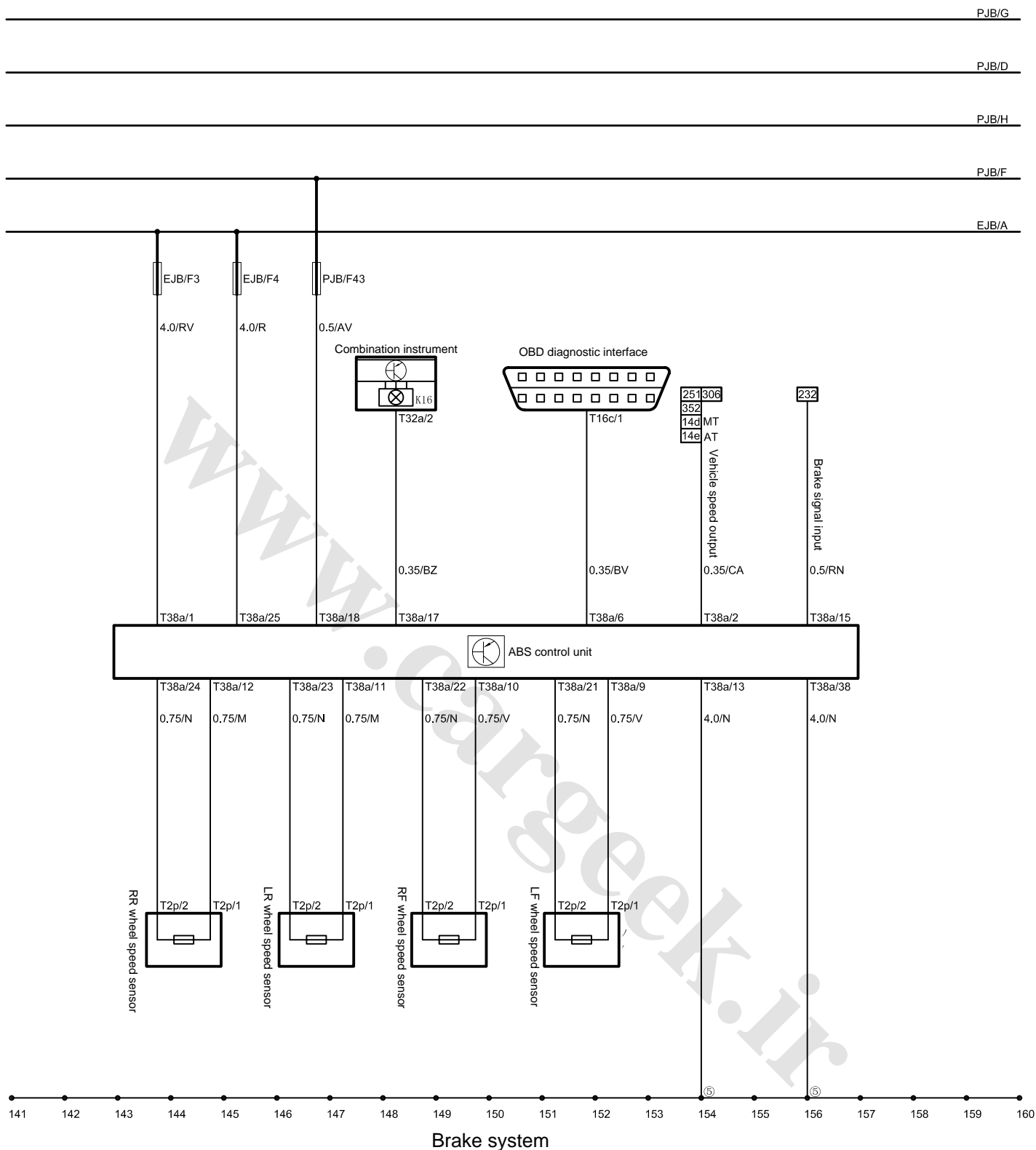
④-RF engine compartment ground

⑧-Passenger compartment LH A pillar ground



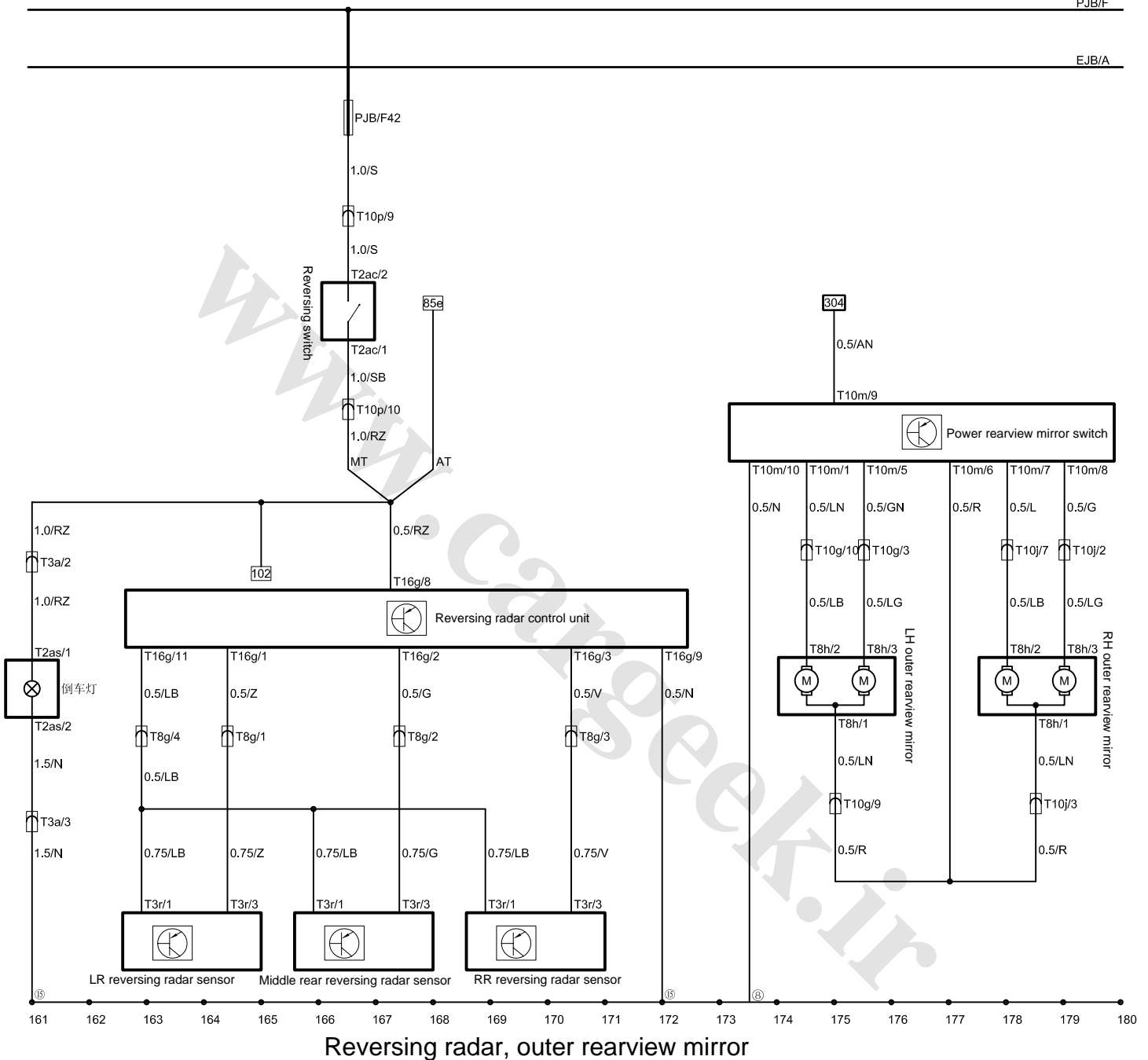
Air bag system

- K10-Combination instrument air bag failure indicator
- EJB-Engine compartment fuse box
- PJB-Instrument panel fuse box
- T2r-Vice driver air bag trigger connector, 2 holes, yellow
- T4p-Driver air bag trigger connector, 4 holes, yellow
- T16c-Diagnostic interface connector, 16 holes, black
- T32a-Combination instrument connector A, 32 holes, blue
- T50a-Double way air bag control unit connector, 50 holes, yellow
- EJB A-Connecting, from engine compartment fuse box to battery positive pole
- PJB D-Connecting, instrument panel fuse box binding post
- PJB F-Connecting, instrument panel fuse box binding post
- PJB G-Connecting, instrument panel fuse box binding post
- PJB H-Connecting, instrument panel fuse box binding post
- Ⓜ-Air bag control unit ground



Brake system

- K16-Combination instrument brake system failure indicate
- EJB-Engine compartment fuse box
- PJB-Instrument panel fuse box
- T2p-Wheel speed sensor connector, 2 holes, black
- T16c-Diagnostic interface connector, 16 holes, black
- T32a-Combination instrument connector A, 32 holes, blue
- T38a-Brake system control unit connector, 38 holes, black
- EJB A-Connecting, from engine compartment fuse box to battery positive pole
- PJB D-Connecting, instrument panel fuse box binding post
- PJB F-Connecting, instrument panel fuse box binding post
- PJB G-Connecting, instrument panel fuse box binding post
- PJB H-Connecting, instrument panel fuse box binding post
- ⑤-Brake system ground inside the flow channel



EJB-Engine compartment fuse box

PJB-Instrument panel fuse box

T2ac-Reversing switch, 2 holes, black(only for MT model)

T2as-Reversing lamp connector, 2 holes, black

T3a-Rear bump and main wire harness plug-in A, 3 holes, white

T3r-Reversing radar sensor connector, 3 holes, white

T8g-Rear bump and main wire harness plug-in B, 8 holes, white

T8h-Outer power rearview mirror connector C, 10 holes, orange

T10g-LF door and main wire harness plug-in C, 10 holes, orange

T10j-RF door and main wire harness plug-in B, 10 holes, white

T10m-Power rearview mirror switch connector, 10 holes, white

T10p-Engine and main wire harness plug-in C, 10 holes, black

T16g-Reversing radar control unit connector, 16 holes, black

EJB A-Connecting, from engine compartment fuse box to battery positive pole

PJB D-Connecting, instrument panel fuse box binding post

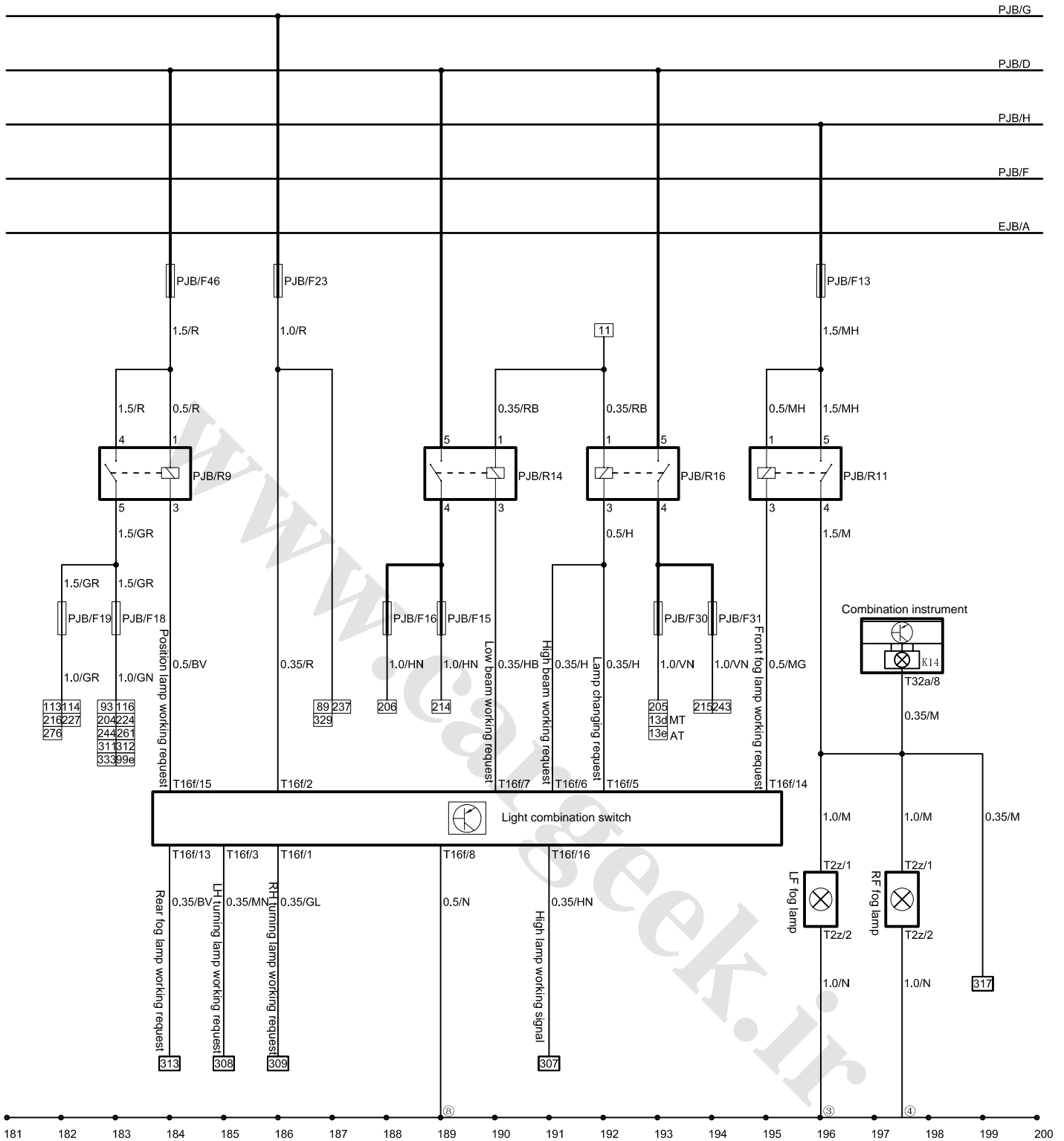
PJB F-Connecting, instrument panel fuse box binding post

PJB G-Connecting, instrument panel fuse box binding post

PJB H-Connecting, instrument panel fuse box binding post

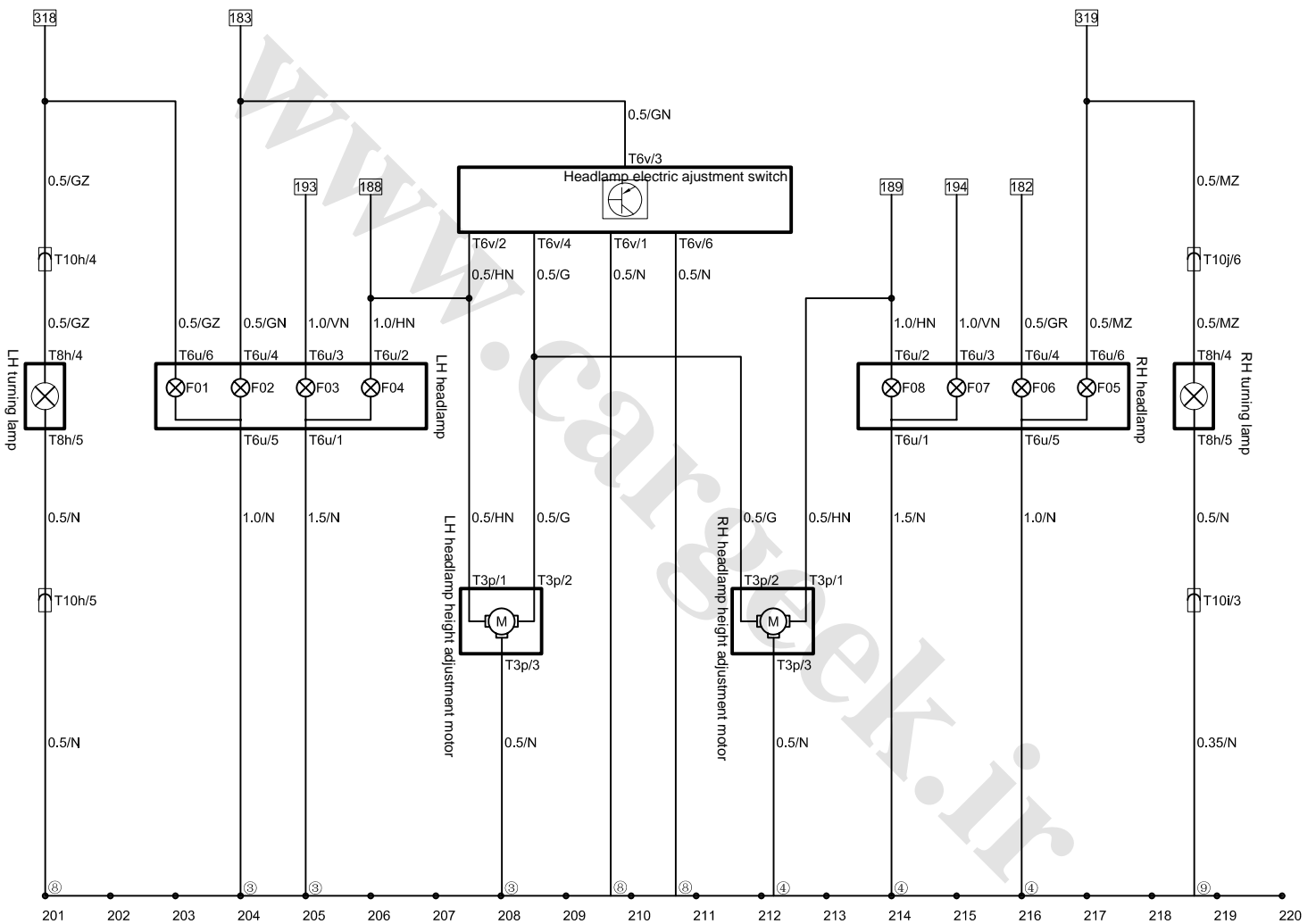
Ⓢ-Passenger compartment LH A pillar ground

Ⓣ-Passenger compartment rear seat LH ground



Lighters control switch, front fog light

- K14-Combination instrument front fog lamp indicator
- EJB-Engine compartment fuse box
- PJB-Instrument panel fuse box
- T2z-Front fog lamp connector, 2 holes, black
- T16f-Lights combination switch connector, 16 holes, black
- T32a-Combination instrument connector A, 32 holes, blue
- EJB A-Connecting, from engine compartment fuse box to battery positive pole
- PJB D-Connecting, instrument panel fuse box binding post
- PJB F-Connecting, instrument panel fuse box binding post
- PJB G-Connecting, instrument panel fuse box binding post
- PJB H-Connecting, instrument panel fuse box binding post
- ③-LF engine compartment ground
- ④-RF engine compartment ground
- ⑧-Passenger compartment LH A pillar ground



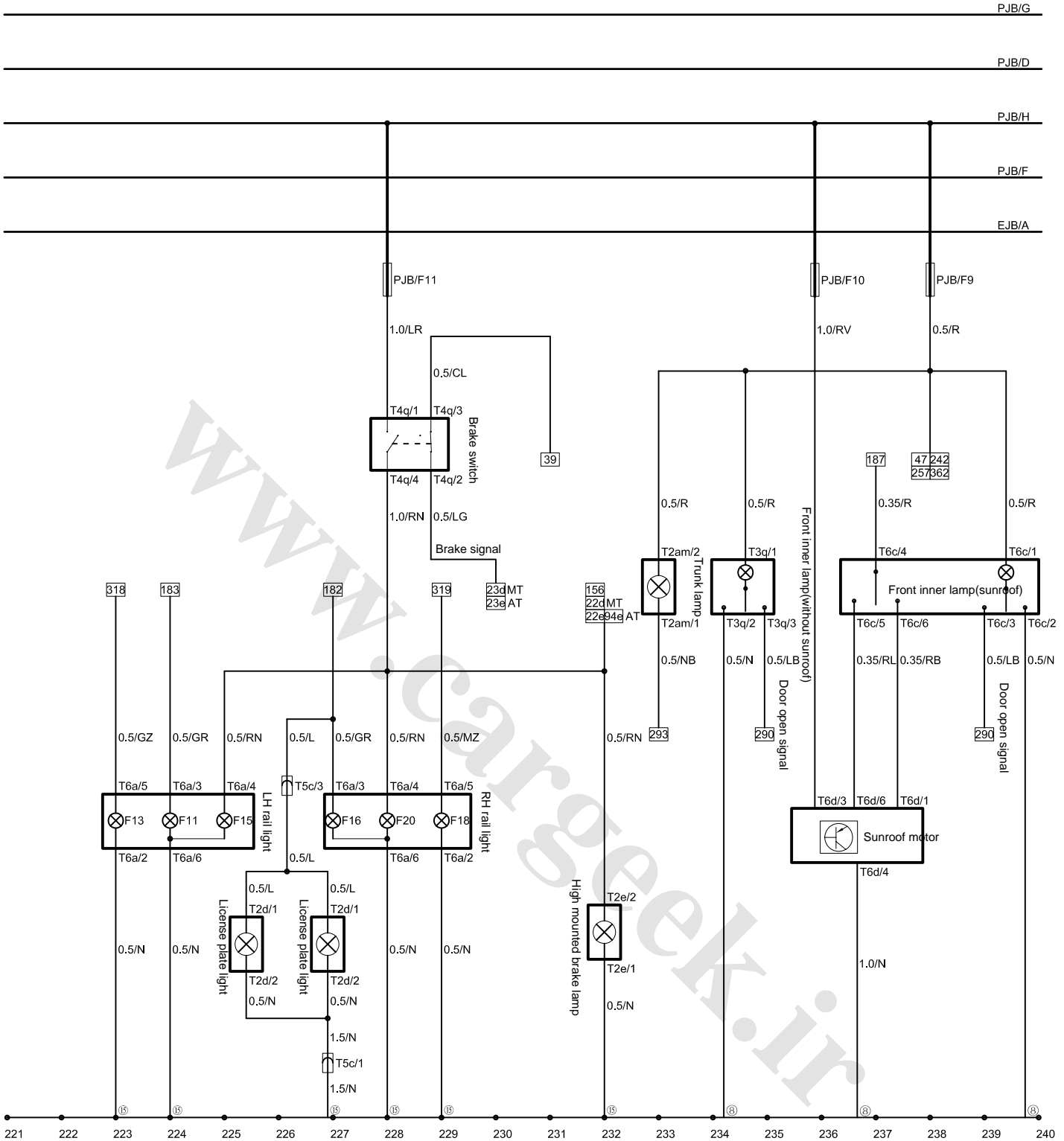
Front outer lights

- F01-LF turning light
- F02-LF position light
- F03-LF high beam light
- F04-LF low beam light
- F05-RF turning light
- F06-RF position light
- F07-RF high beam light
- F08-RF low beam light
- EJB-Engine compartment fuse box
- PJB-Instrument panel fuse box

- EJB A-Connecting, from engine compartment fuse box to battery positive pole
- PJB D-Connecting, instrument panel fuse box binding post
- PJB F-Connecting, instrument panel fuse box binding post
- PJB G-Connecting, instrument panel fuse box binding post
- PJB H-Connecting, instrument panel fuse box binding post

- ③-LF engine compartment ground
- ④-RF engine compartment ground
- ⑧-Passenger compartment LH A pillar ground
- ⑨-Passenger compartment RH A pillar ground

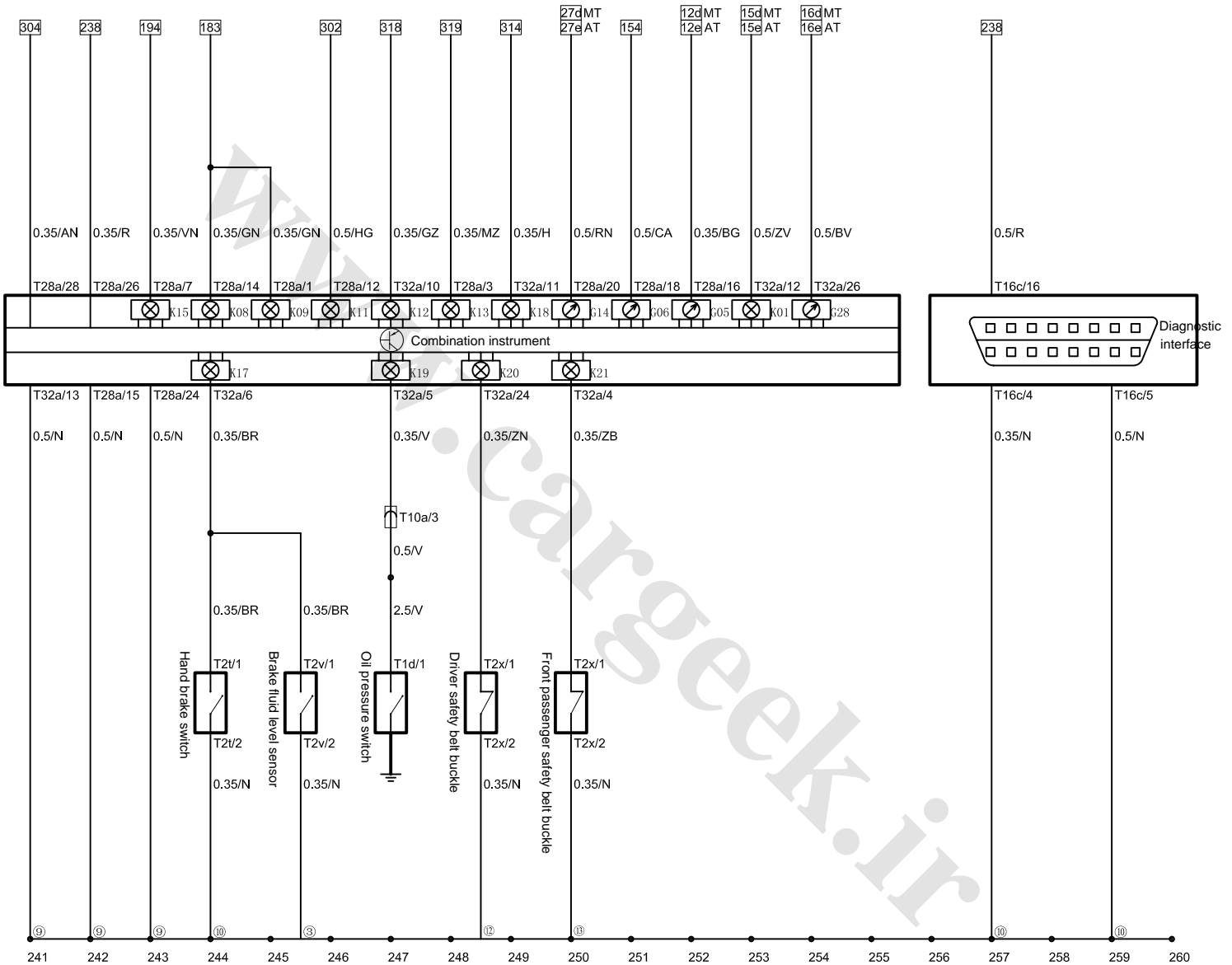
- T3p-Headlamp height adjustment moter connector, 3 holes, black
- T6u-Front headlamp connector, 6 holes, black
- T6v-Headlamp electric adjustment switch connector, 6 holes, white
- T8h-Outer power rearview mirror connector, 8 holes, yellow
- T10h-LF door and main wire harness plug-in A, 10 holes, black
- T10i-RF door and main wire harness plug-in A, 10 holes, black
- T10j-RF door and main wire harness plug-in B, 10 holes, white



Rear outer lamps, inner lamps, sunroof

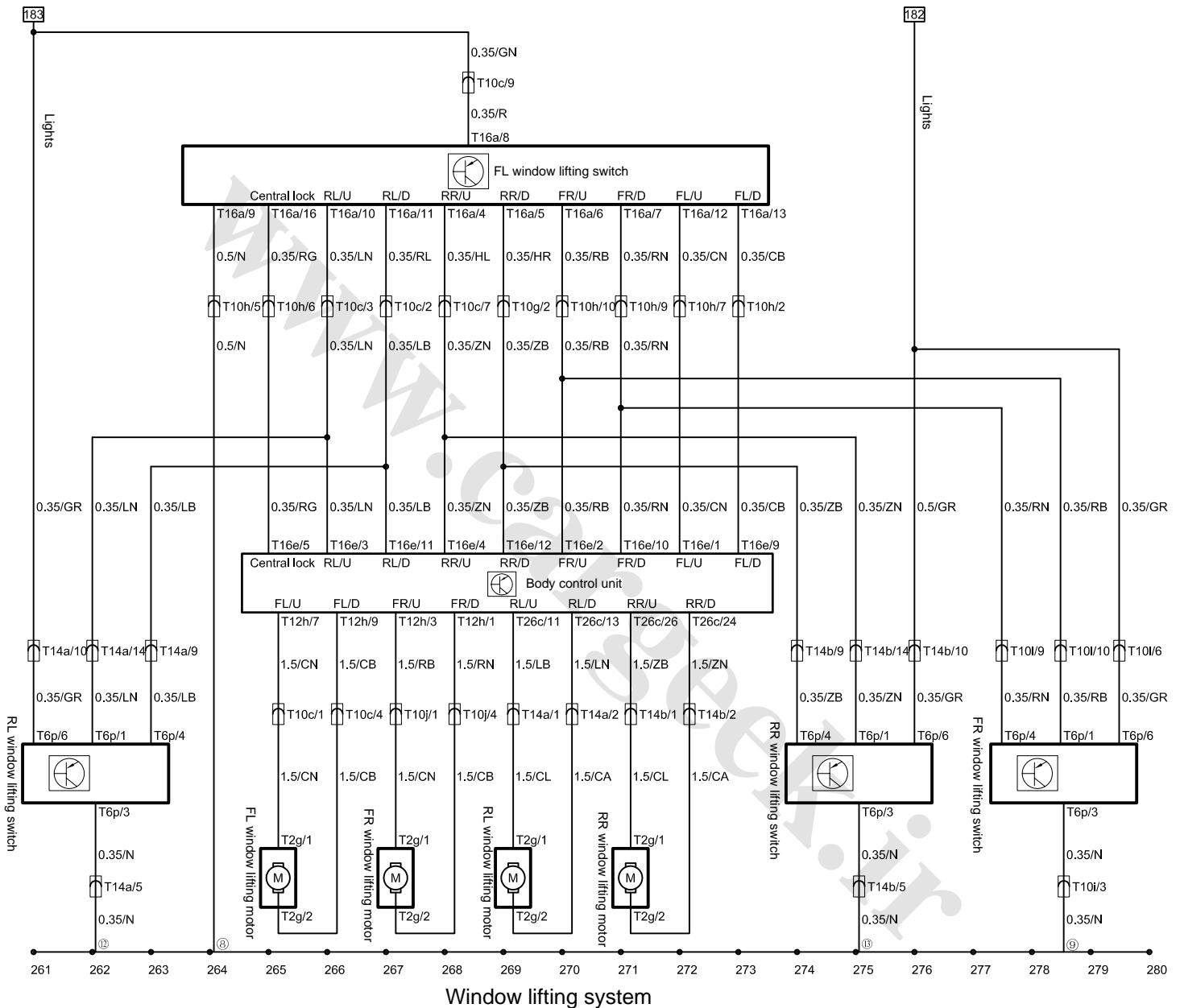
- F11-RL position lamp
- F13-RL turning lamp
- F15-RL brake lamp
- F16-RR position lamp
- F18-RR turning lamp
- F20-RR brake lamp
- EJB-Engine compartment fuse box
- PJB-Instrument panel fuse box
- T2d-License plate lamp connector, 2 holes, black
- T2e-High mounted brake lamp connector, 2 holes, white
- T2am-Trunk lamp connector, 2 holes, white
- T3q-Front inner lamp(without sunroof) connector, 3 holes, white
- T4q-Brake switch connector, 4 holes, black
- T5c-Trunk and main wire harness plug-in A, 5 holes, black
- T6a-Rail lamp connector, 6 holes, white
- T6c-Front inner lamp(with sunroof) connector, 6 holes, white
- T6d-Sunroof motor connector, 6 holes, grey

- EJB A-Connecting, from engine compartment fuse box to battery positive pole
- PJB D-Connecting, instrument panel fuse box binding post
- PJB F-Connecting, instrument panel fuse box binding post
- PJB G-Connecting, instrument panel fuse box binding post
- PJB H-Connecting, instrument panel fuse box binding post
- ⑧-Passenger compartment LH A pillar ground
- ⑩-Passenger compartment rear seat LH ground



Combination instrument, diagnostic interface

- K01-Engine failure indicator
 - K08-Background light
 - K09-Position lamp indication
 - K11-Rear fog lamp indication
 - K12-Turn left indicator
 - K13-Turn right indicator
 - K15-High beam indicator
 - K17-Brake system indicator
 - K18-Door opening indicator
 - K19-Oil pressure alarm indicator
 - K20-Driver safety belt indicator
 - K21-Front passenger safety belt indicator
 - G05-Revolution speed indication
 - G06-Vehicle speed indication
 - G14-Coolant temperature indication
 - G28-Instantaneous fuel consumption indication
 - EJB-Engine compartment fuse box
 - PJB-Instrument panel fuse box
 - T1d-Oil pressure sensor connector, 1 hole
 - T2t-Hand brake switch connector, 2 holes, black
 - T2v-Brake fluid level sensor connector, 2 holes, grey
 - T2x-Safety belt buckle connector, 2 holes, white
 - T10a-Engine and main wire harness plug-in A, 10 holes, black
 - T16c-Diagnostic interface connector, 16 holes, black
 - T28a-Combination instrument connector B, 28 holes, black
 - T32a-Combination instrument connector A, 32 holes, blue
- EJB A-Connecting, from engine compartment fuse box to battery positive pole
 PJB D-Connecting, instrument panel fuse box binding post
 PJB F-Connecting, instrument panel fuse box binding post
 PJB G-Connecting, instrument panel fuse box binding post
 PJB H-Connecting, instrument panel fuse box binding post
- ③-FL engine compartment ground
 - ⑨-Passenger compartment RH A pillar ground
 - ⑩-Instrument beam ground
 - ⑫-Passenger compartment LH B pillar ground
 - ⑬-Passenger compartment RH B pillar ground



EJB-Engine compartment fuse box

PJB-Instrument panel fuse box

T2g-Window lifting motor connector, 2 holes, white

T6p-Window lifting switch connector, 6 holes, black

T10c-FL door and main wire harness plug-in B, 10 holes, white

T10g-FL door and main wire harness plug-in C, 10 holes, orange

T10h-FL door and main wire harness plug-in A, 10 holes, black

T10i-FR door and main wire harness plug-in A, 10 holes, black

T10j-FR door and main wire harness plug-in B, 10 holes, white

T12h-Body control unit connector A, 12 holes, white

T14a-RL door and main wire harness plug-in, 14 holes, white

T14b-RR door and main wire harness plug-in, 14 holes, white

T16a-FL window lifting switch connector, 16 holes, brown

T16e-Body control unit connector C, 16 holes, white

T26c-Body control unit connector B, 26 holes, white

EJB A-Connecting, from engine compartment fuse box to battery positive pole

PJB D-Connecting, instrument panel fuse box binding post

PJB F-Connecting, instrument panel fuse box binding post

PJB G-Connecting, instrument panel fuse box binding post

PJB H-Connecting, instrument panel fuse box binding post

⑧-Passenger compartment LH A pillar ground

⑨-Passenger compartment RH A pillar ground

⑫-Passenger compartment LH B pillar ground

⑬-Passenger compartment RH B pillar ground



Door lock system

EJB-Engine compartment fuse box

PJB-Instrument panel fuse box

T2b-Door lock motor connector, 2 holes, black

T2ao-Trunk lid outer open button connector, 2 holes, white

T4d-Door lock micro switch connector, 4 holes, black

T4e-Driver door lock cylinder switch connector, 4 holes, grey

T4t-Trunk lock motor connector, 4 holes, white

T5c-Trunk and main wire harness plug-in A, 5 holes, black

T5d-Trunk and main wire harness plug-in B, 5 holes, brown

T10c-FL door and main wire harness plug-in B, 10 holes, white

T10g-FL door and main wire harness plug-in C, 10 holes, orange

T10h-FL door and main wire harness plug-in A, 10 holes, black

T10i-FR door and main wire harness plug-in A, 10 holes, black

T12h-Body control unit connector A, 12 holes, white

T12i-Body control unit connector E, 12 holes, white

T14a-RL door and main wire harness plug-in, 14 holes, white

T14b-RR door and main wire harness plug-in, 14 holes, white

T16e-Body control unit connector C, 16 holes, white

T26c-Body control unit connector B, 26 holes, white

EJB A-Connecting, from engine compartment fuse box to battery positive pole

PJB D-Connecting, instrument panel fuse box binding post

PJB F-Connecting, instrument panel fuse box binding post

PJB G-Connecting, instrument panel fuse box binding post

PJB H-Connecting, instrument panel fuse box binding post

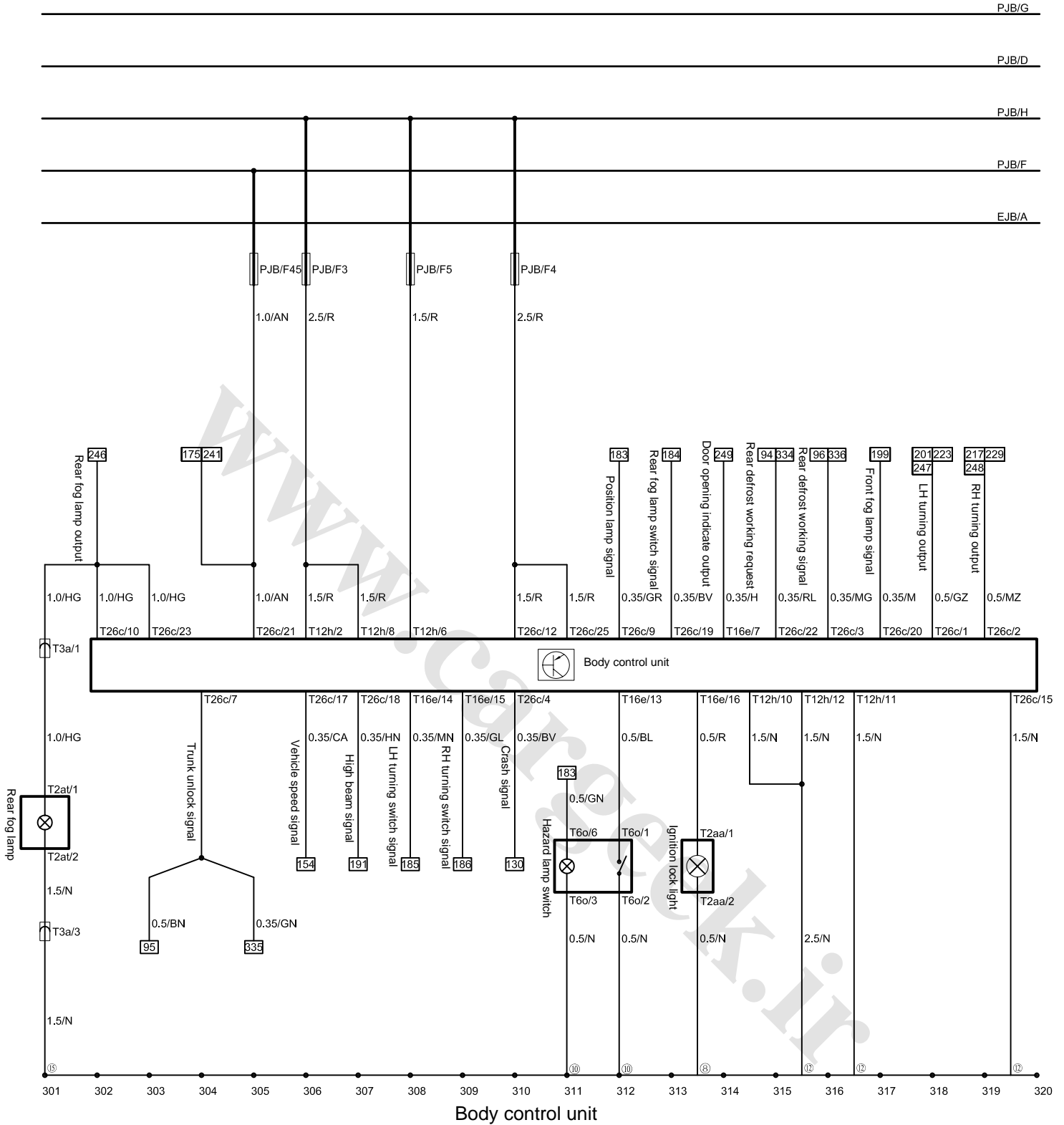
⑧-Passenger compartment LH A pillar ground

⑨-Passenger compartment RH A pillar ground

⑫-Passenger compartment LH B pillar ground

⑬-Passenger compartment RH B pillar ground

⑮-Passenger compartment rear seat LH ground



Body control unit

EJB-Engine compartment fuse box

PJB-Instrument panel fuse box

T2aa-Ignition lock light connector, 2 holes, white

T2at-Rear fog lamp connector, 2 holes, black

T3a-Rear bump and main wire harness plug-in A, 3 holes, white

T4k-RH rail door and main wire harness plug-in, 4 holes, white

T5c-Trunk and main wire harness plug-in A, 5 holes, black

T6o-Hazard warning switch connector, 6 holes, blue

T12h-Body control unit connector A, 12 holes, white

T16e-Body control unit connector C, 16 holes, white

T26c-Body control unit connector B, 26 holes, white

EJB A-Connecting, from engine compartment fuse box to battery positive pole

PJB D-Connecting, instrument panel fuse box binding post

PJB F-Connecting, instrument panel fuse box binding post

PJB G-Connecting, instrument panel fuse box binding post

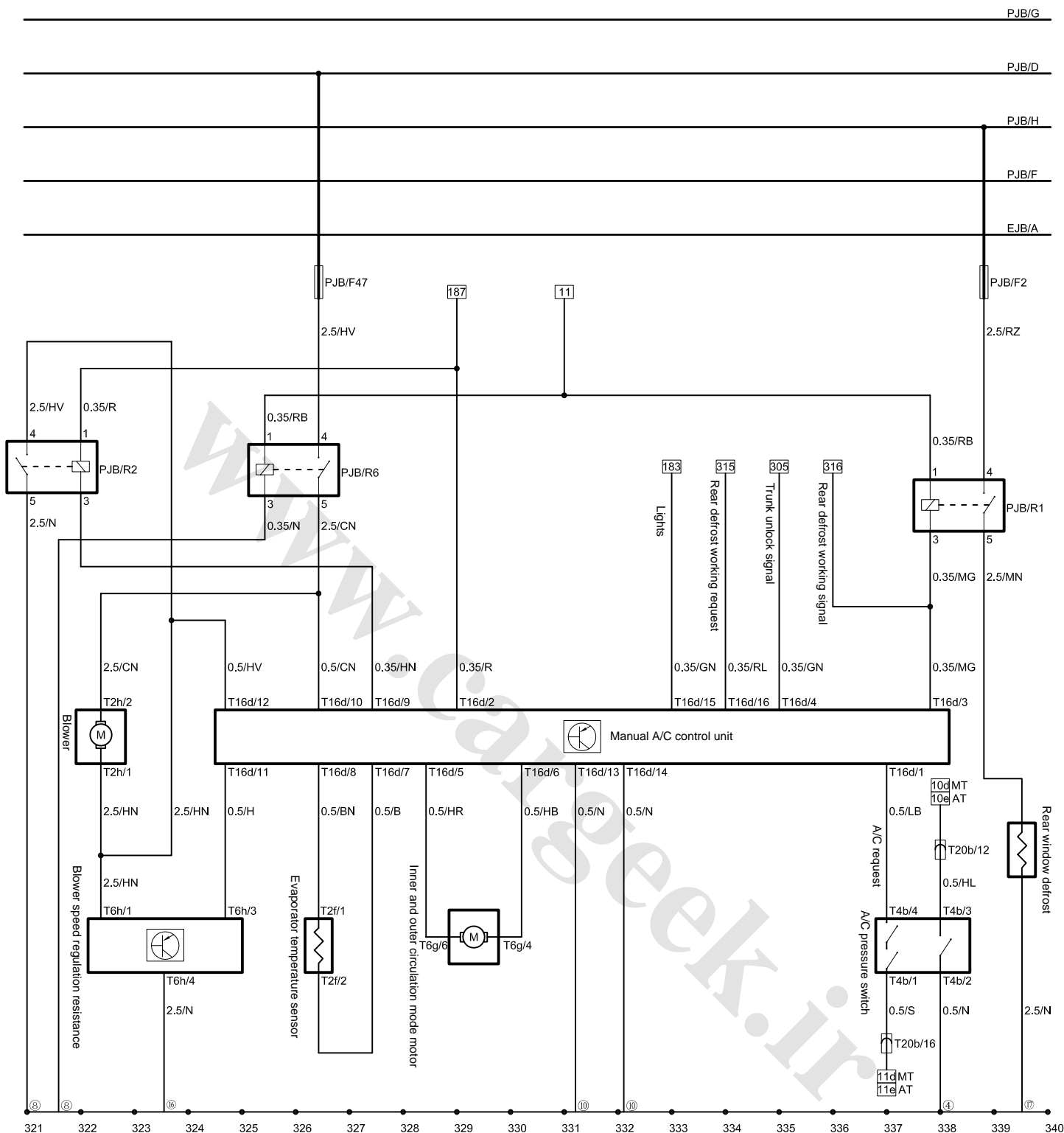
PJB H-Connecting, instrument panel fuse box binding post

⑧-Passenger compartment LH A pillar ground

⑩-Instrument beam ground

⑫-Passenger compartment LH B pillar ground

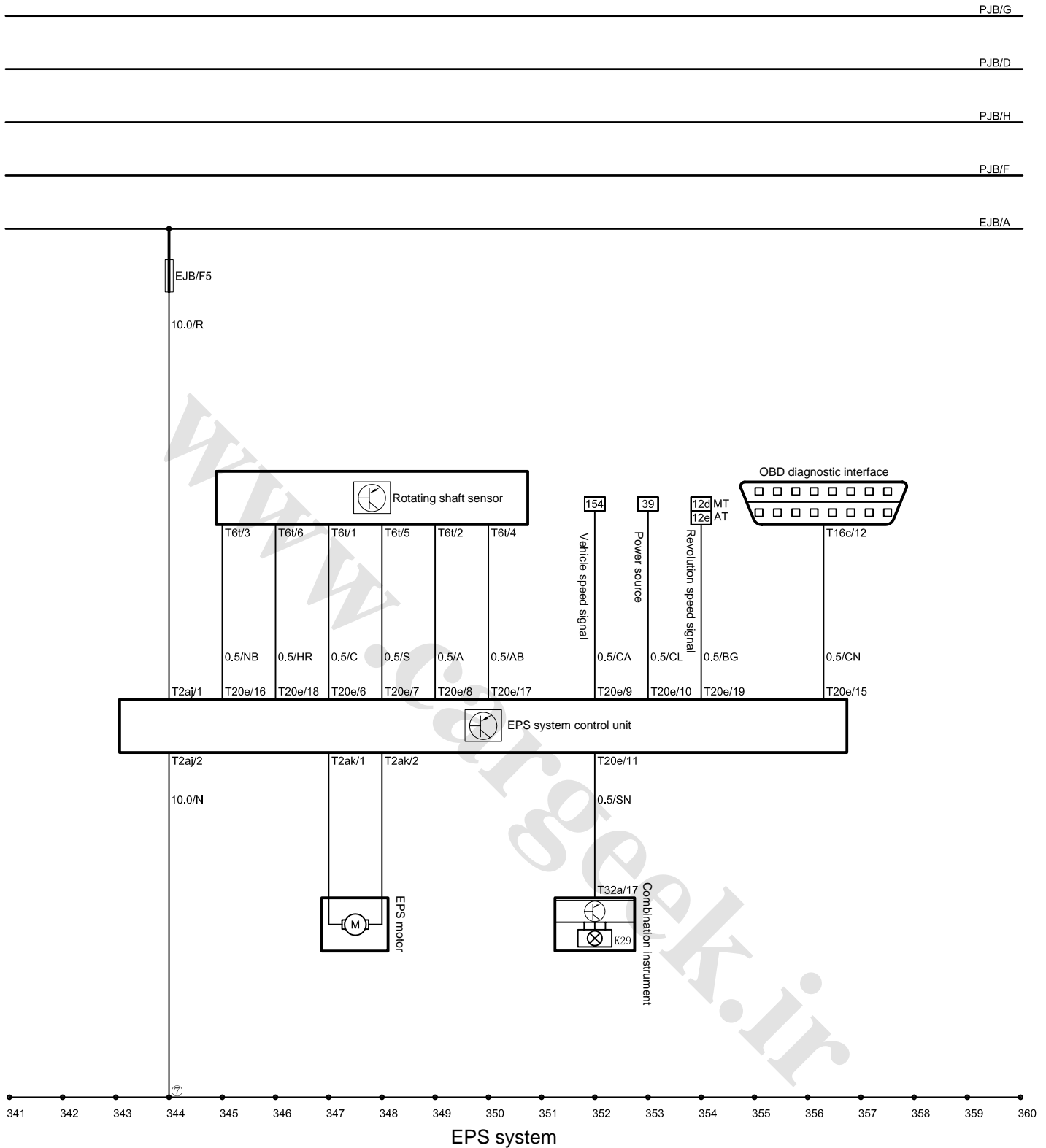
⑮-Passenger compartment rear seat LH ground



Manual air conditioner, heating and defrost system

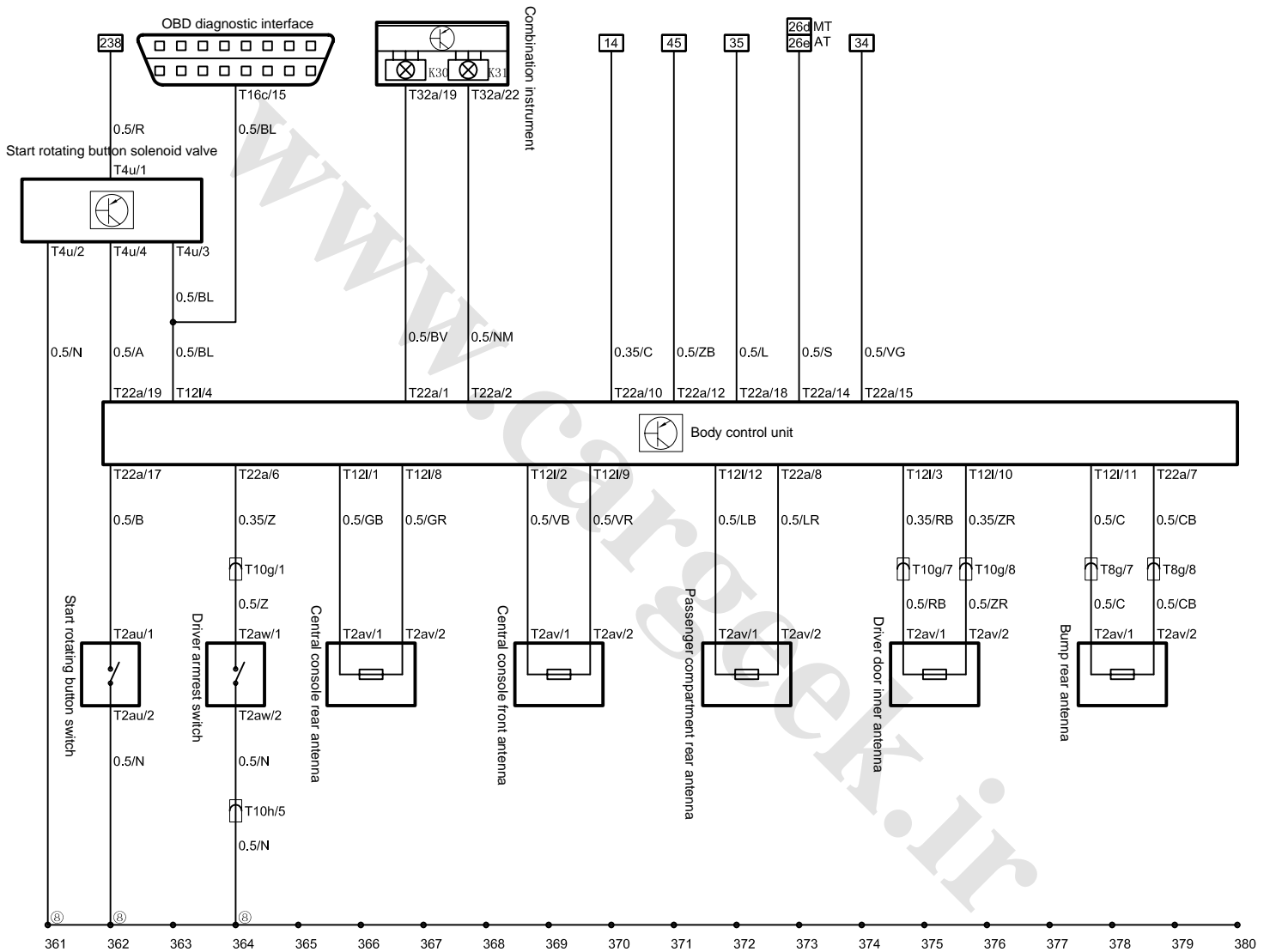
- EJB-Engine compartment fuse box
- PJB-Instrument panel fuse box
- T2f-Evaporator temperature sensor connector, 2 holes, white
- T2h-Blower connector, 2 holes, white
- T4b-A/C pressure switch connector, 4 holes, grey
- T6g-Inner and outer circulation mode motor connector, 6 holes, green
- T6h-Blower speed regulation resistance connector, 6 holes, white
- T16d-A/C control unit connector A, 16 holes, black
- T20b-Engine and main wire harness plug-in B, 20 holes, black
- EJB A-Connecting, from engine compartment fuse box to battery positive pole
- PJB D-Connecting, instrument panel fuse box binding post
- PJB F-Connecting, instrument panel fuse box binding post
- PJB G-Connecting, instrument panel fuse box binding post
- PJB H-Connecting, instrument panel fuse box binding post

- ④-Engine compartment RF ground
- ⑧-Passenger compartment LH A pillar ground
- ⑩-Instrument beam ground
- ⑯-Passenger compartment rear seat RH ground
- ⑰-Passenger compartment RH C pillar ground



EPS system

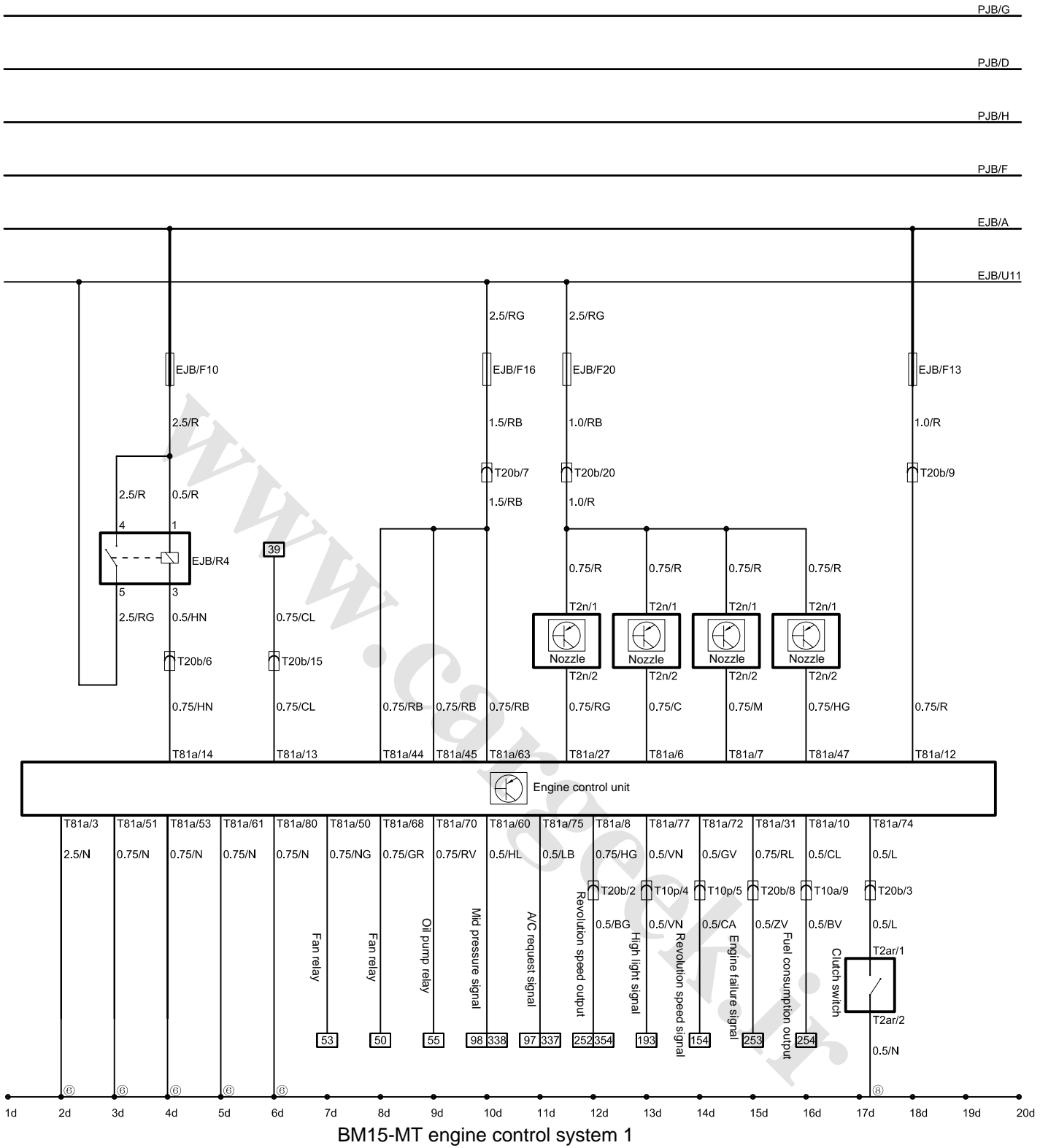
- K29-Combination instrument EPS system failure indicate
- EJB-Engine compartment fuse box
- PJB-Instrument panel fuse box
- T2aj-EPS system control unit connector C, 2 holes, black
- T2ak-EPS system control unit connector B, 2 holes, black
- T6t-EPS system rotating shaft sensor connector, 6 holes, white
- T16c-Diagnostic interface connector, 16 holes, black
- T20e-EPS system control unit connector A, 2 holes, white
- T32a-Combination instrument connector A, 32 holes, blues
- EJB A-Connecting, from engine compartment fuse box to battery positive pole
- PJB D-Connecting, instrument panel fuse box binding post
- PJB F-Connecting, instrument panel fuse box binding post
- PJB G-Connecting, instrument panel fuse box binding post
- PJB H-Connecting, instrument panel fuse box binding post
- ⑦-Passenger compartment LH a pillar ground



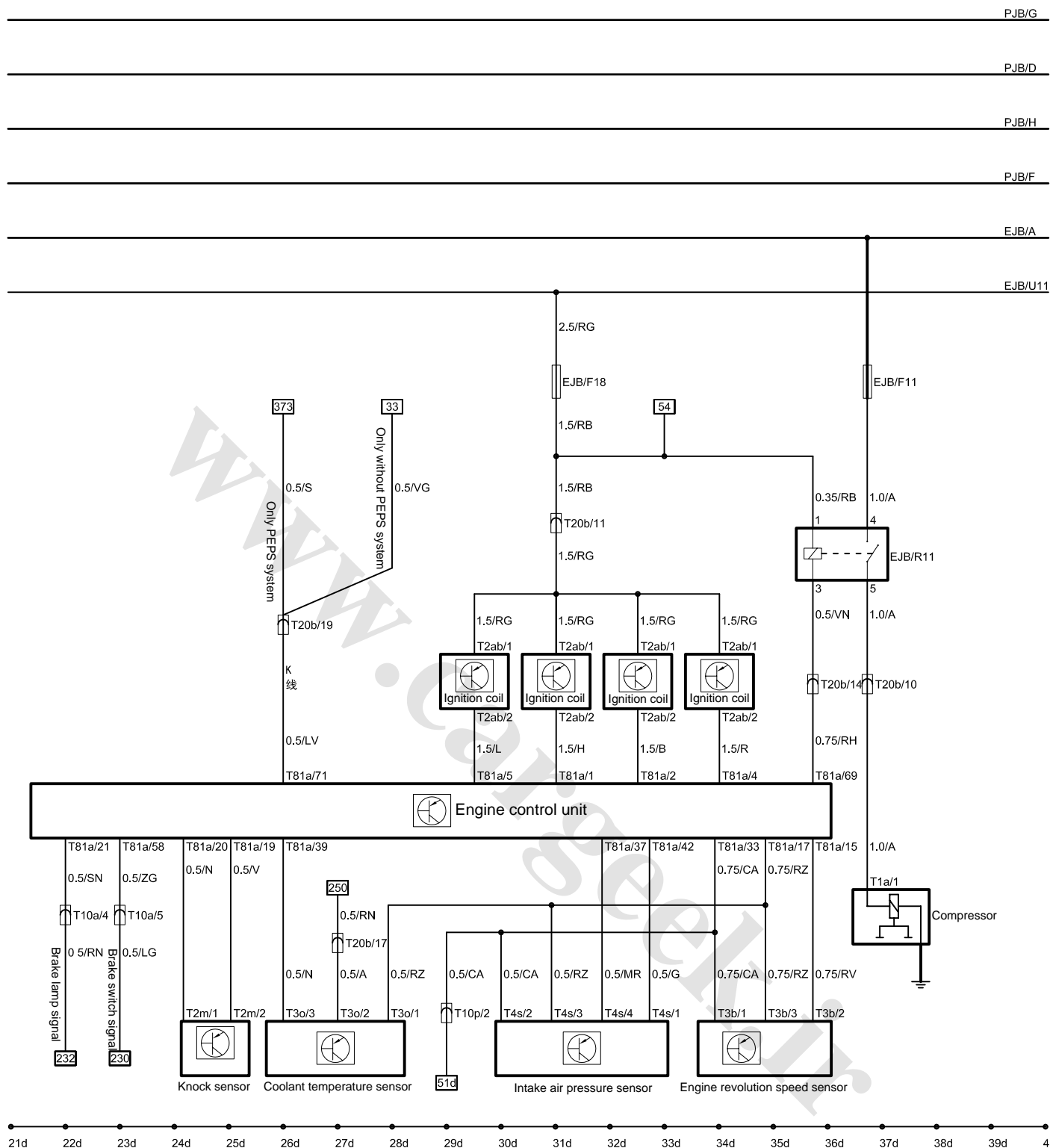
PEPS system

- K30-Combination instrument key matching right indicate
- K31-Combination instrument key matching wrong indicate
- EJB-Engine compartment fuse box
- PJB-Instrument panel fuse box
- T2au-Start rotating button switch connector, 2 holes, white
- T2av-PEPS antenna connector, 2 holes, white
- T2aw-Driver door outer armrest switch connector, 2 holes, white
- T4u-Start rotating button solenoid valve connector, 4 holes, white
- T8g-Rear bump and main wire harness plug-in B, 8 holes, white
- T10g-FL door and main wire harness plug-in C, 10 holes, orange
- T10h-FL door and main wire harness plug-in A, 10 holes, black
- T12i-Body control unit connector E, 12 holes, white
- T16c-Diagnostic interface connector, 16 holes, black
- T22a-Body control unit connector D, 22 holes, white
- T32a-Combination instrument connector A, 32 holes, blue
- EJB A-Connecting, from engine compartment fuse box to battery positive pole

- PJB D-Connecting, instrument panel fuse box binding post
- PJB F-Connecting, instrument panel fuse box binding post
- PJB G-Connecting, instrument panel fuse box binding post
- PJB H-Connecting, instrument panel fuse box binding post
- Ⓢ-Passenger compartment LH A pillar ground

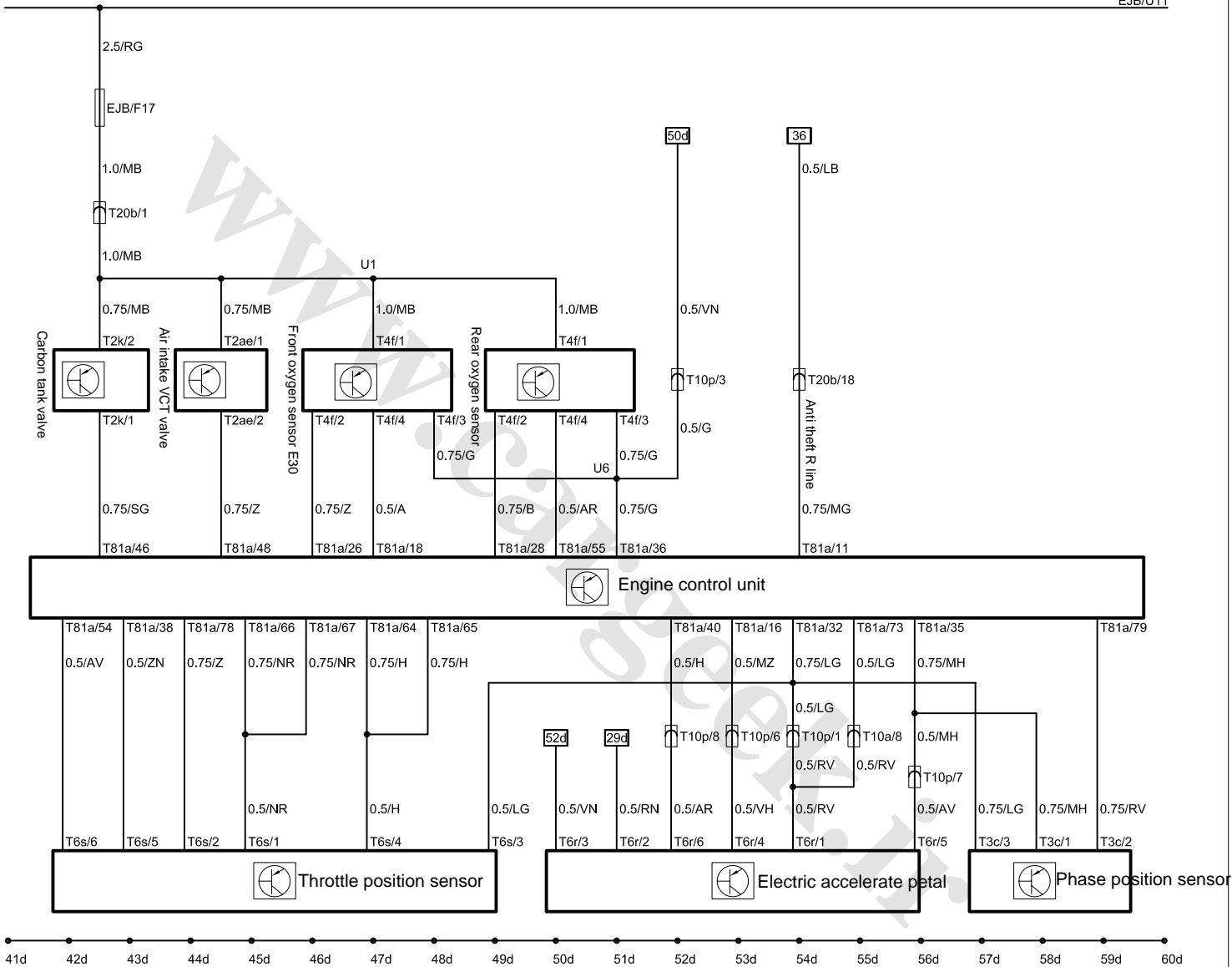


- EJB-Engine compartment fuse box
- PJB-Instrument panel fuse box
- T2n-Nozzle connector, 2 holes, black
- T2ar-Clutch switch connector, 2 holes, white
- T10a-Engine and main wire harness plug-in A, 10 holes, black
- T10p-Engine and main wire harness plug-in C, 10 holes, black
- T20b-Engine and main wire harness plug-in B, 20 holes, black
- T81a-Engine control unit connector, 81 holes, black
- EJB A-Connecting, from engine compartment fuse box to battery positive pole
- PJB D-Connecting, instrument panel fuse box binding post
- PJB F-Connecting, instrument panel fuse box binding post
- PJB G-Connecting, instrument panel fuse box binding post
- PJB H-Connecting, instrument panel fuse box binding post
- EJB U11-Connecting, engine compartment fuse box wire
- ⑥-Water channel inner engine wire harness ground
- ⑧-Passenger compartment LH A pillar ground



BM15-MT engine control system 2

- EJB-Engine compartment fuse box
- PJB-Instrument panel fuse box
- T1a-A/C compressor connector, 1 hole, grey
- T2m-Knock sensor connector, 2 holes, black
- T2ab-Ignition coil connector, 2 holes, black/grey
- T3b-Engine revolution speed sensor connector, 3 holes, black
- T3o-Coolant temperature sensor connector, 3 holes, black
- T4s-Intake air pressure sensor connector, 4 holes, black
- T10a-Engine and main wire harness plug-in A, 10 holes, black
- T10p-Engine and main wire harness plug-in C, 10 holes, black
- T20b-Engine and main wire harness plug-in B, 20 holes, black
- T81a-Engine control unit connector, 81 holes, black
- EJB A-Connecting, from engine compartment fuse box to battery positive pole
- PJB D-Connecting, instrument panel fuse box binding post
- PJB F-Connecting, instrument panel fuse box binding post
- PJB G-Connecting, instrument panel fuse box binding post
- PJB H-Connecting, instrument panel fuse box binding post
- EJB U11-Connecting, engine compartment fuse box wire



BM15-MT engine control system 3

EJB-Engine compartment fuse box

PJB-Instrument panel fuse box

T2k-Carbon tank solenoid valve connector, 2 holes, black

T2ae-Air intake VCT valve connector, 2 holes, black

T3c-Phase position sensor connector, 3 holes, black

T4f-Oxygen sensor connector, 4 holes, white

T6r-Electric accelerate pedal connector, 6 holes, black

T6s-Throttle position sensor connector, 6 holes, black

T10a-Engine and main wire harness plug-in A, 10 holes, black

T10p-Engine and main wire harness plug-in C, 10 holes, black

T20b-Engine and main wire harness plug-in B, 20 holes, black

T81a-Engine control unit connector, 81 holes, black

EJB A-Connecting, from engine compartment fuse box to battery positive pole

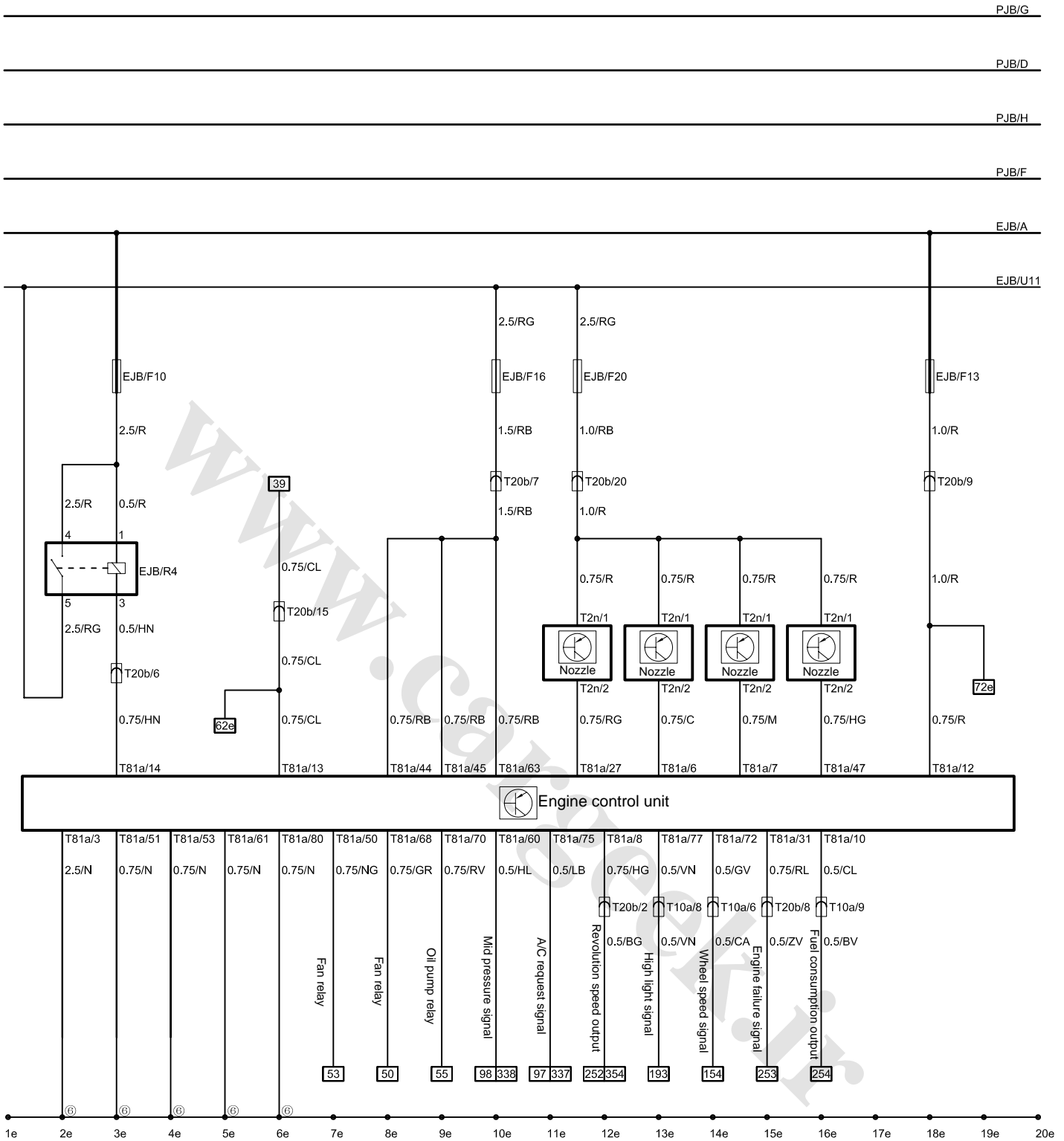
PJB D-Connecting, instrument panel fuse box binding post

PJB F-Connecting, instrument panel fuse box binding post

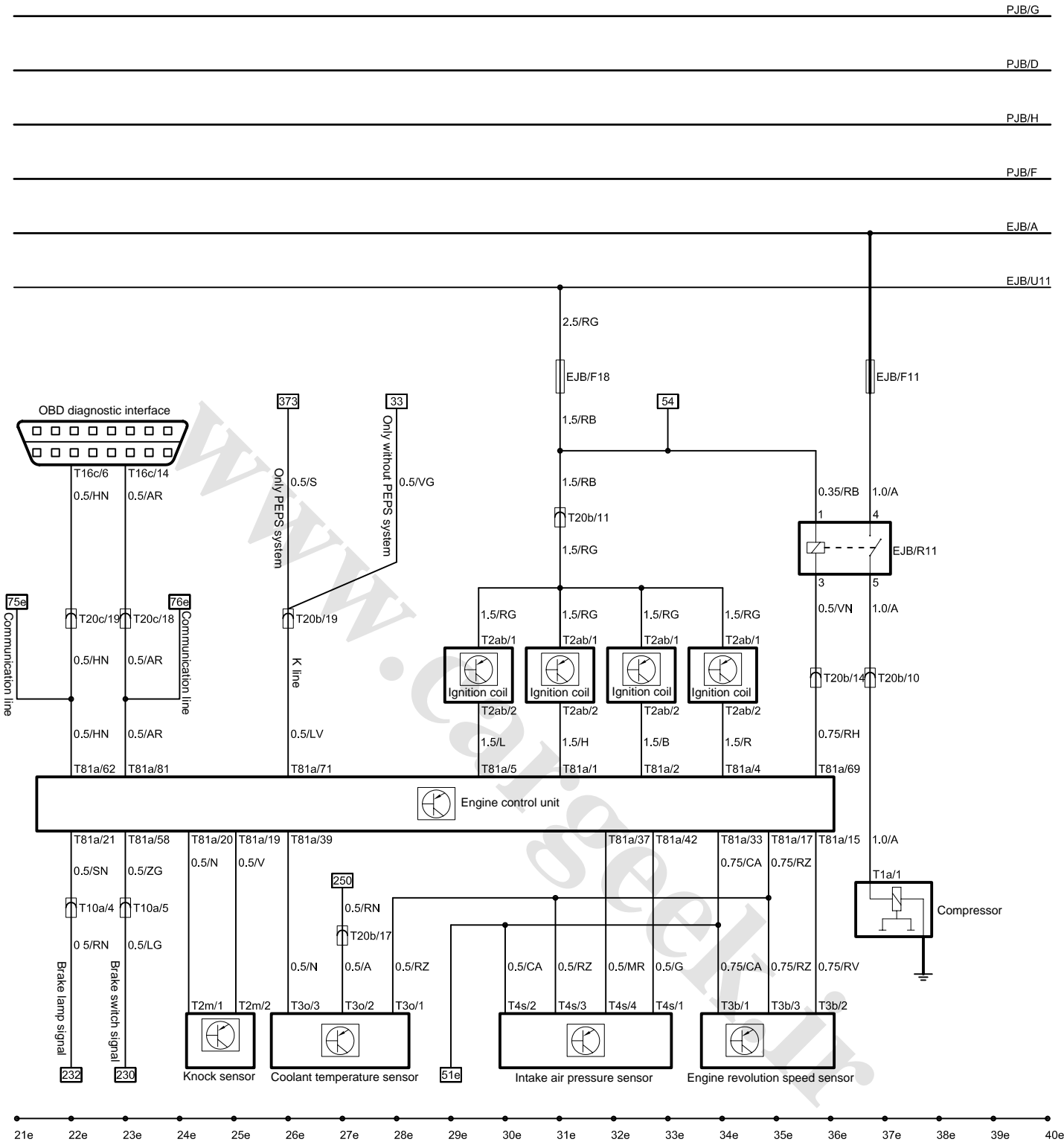
PJB G-Connecting, instrument panel fuse box binding post

PJB H-Connecting, instrument panel fuse box binding post

EJB U11-Connecting, engine compartment fuse box wire



- EJB-Engine compartment fuse box
- PJB-Instrument panel fuse box
- T2n-Nozzle connector, 2 holes, black
- T10a-Engine and main wire harness connector A, 10 holes, black
- T20b-Engine and main wire harness connector B, 20 holes, black
- T81a-Engine control unit connector, 81 holes, black
- EJB A-Connecting, from engine compartment fuse box to battery positive pole
- PJB D-Connecting, instrument panel fuse box binding post
- PJB F-Connecting, instrument panel fuse box binding post
- PJB G-Connecting, instrument panel fuse box binding post
- PJB H-Connecting, instrument panel fuse box binding post
- EJB U11-Connecting, engine compartment fuse box wire
- Ⓞ-Water channel inner engine wire harness ground



BM15-AT engine control system 2

EJB-Engine compartment fuse box

PJB-Instrument panel fuse box

T1a-A/C compressor connector, 1 hole, grey

T2m-Knock sensor connector, 2 holes, black

T2ab-Ignition coil connector, 2 holes, black/grey

T3b-Engine revolution speed sensor connector, 3 holes, black

T3o-Coolant temperature sensor connector, 3 holes, black

T4s-Intake air pressure sensor connector, 4 holes, black

T10a-Engine and main wire harness plug-in A, 10 holes, black

T16c-Diagnostic interface, 16 holes, black

T20b-Engine and main wire harness plug-in B, 20 holes, black

T20c-Engine and main wire harness plug-in E, 20 holes, blue

T81a-Engine control unit connector, 81 holes, black

EJB A-Connecting, from engine compartment fuse box to battery positive pole

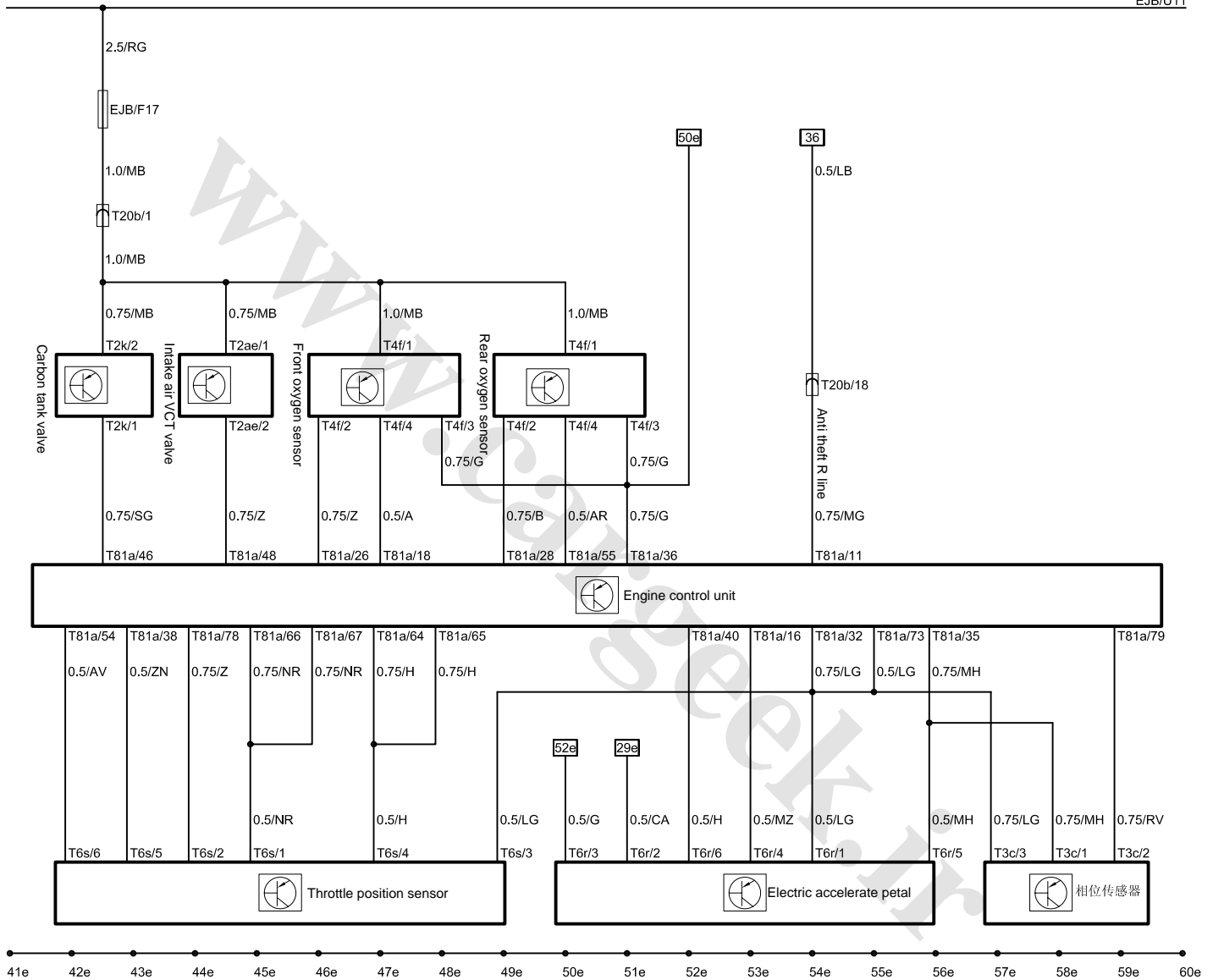
PJB D-Connecting, instrument panel fuse box binding post

PJB F-Connecting, instrument panel fuse box binding post

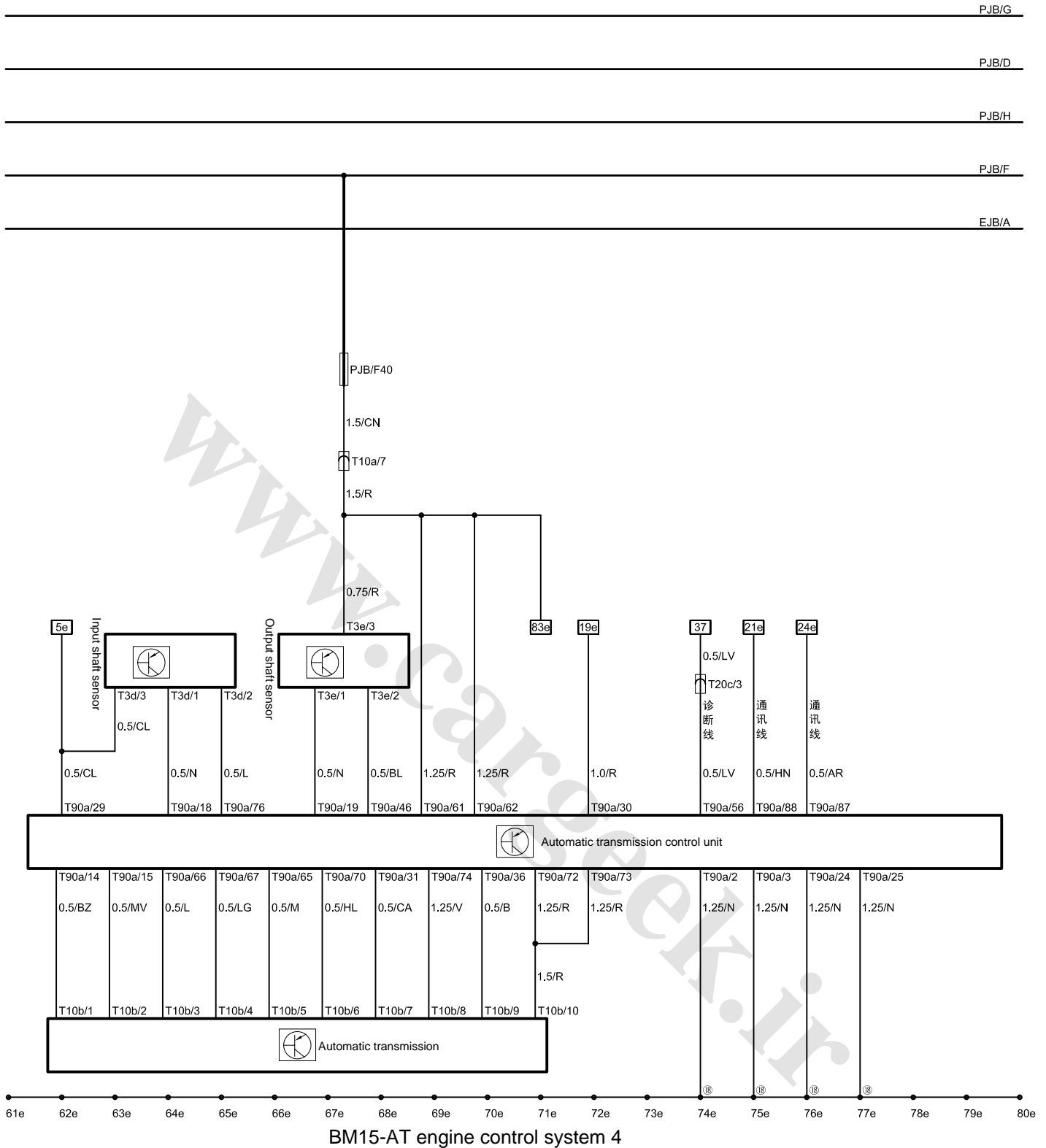
PJB G-Connecting, instrument panel fuse box binding post

PJB H-Connecting, instrument panel fuse box binding post

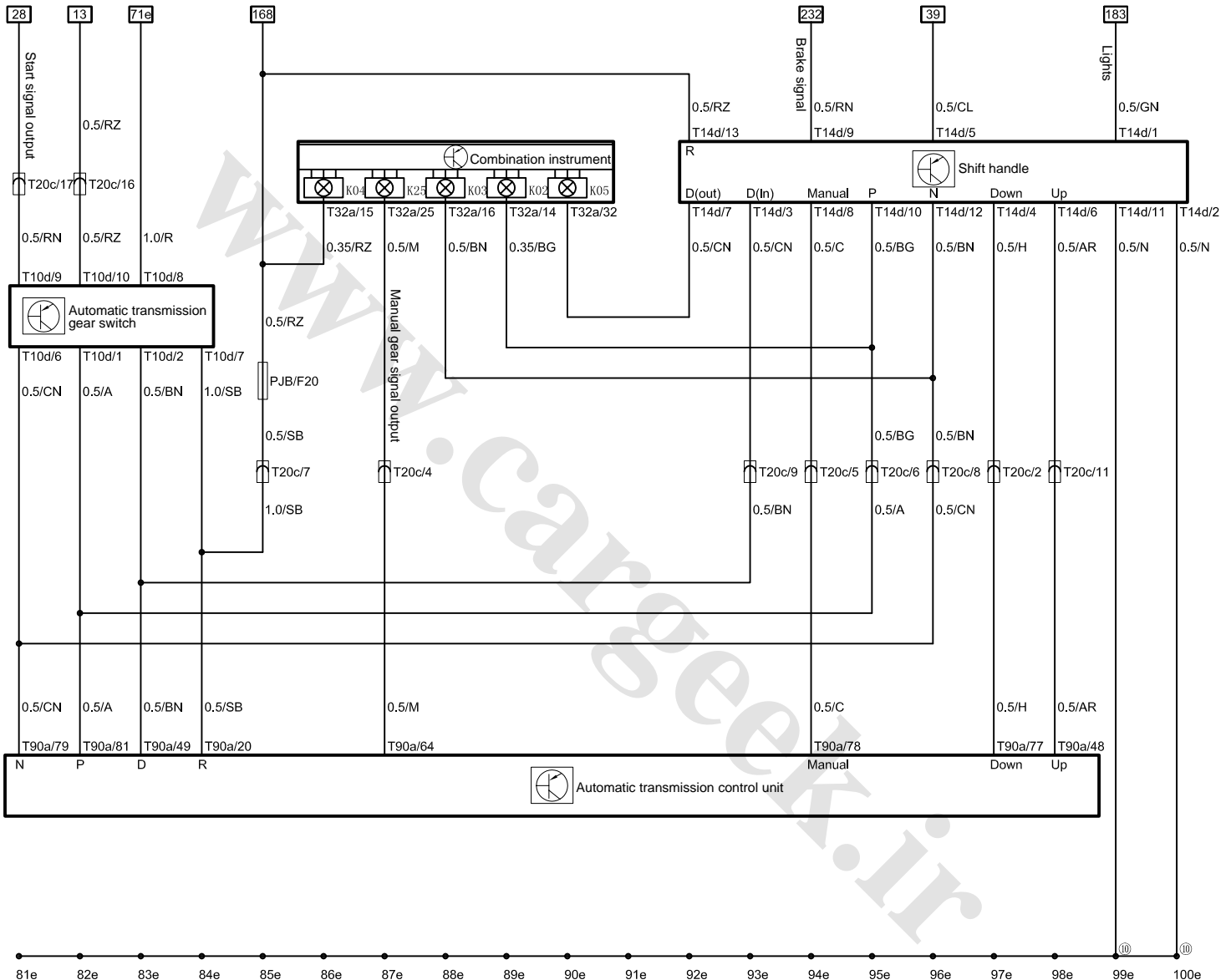
EJB U11-Connecting, engine compartment fuse box wire



- EJB-Engine compartment fuse box
- PJB-Instrument panel fuse box
- T2k-Carbon tank solenoid valve connector, 2 holes, black
- T2ae-Air intake VCT valve connector, 2 holes, black
- T3c-Phase position sensor connector, 3 holes, black
- T4f-Oxygen sensor connector, 4 holes, white
- T6r-Electric accelerate pedal connector, 6 holes, black
- T6s-Throttle position sensor connector, 6 holes, black
- T20b-Engine and main wire harness plug-in B, 20 holes, black
- T81a-Engine control unit connector, 81 holes, black
- EJB A-Connecting, from engine compartment fuse box to battery positive pole
- PJB D-Connecting, instrument panel fuse box binding post
- PJB F-Connecting, instrument panel fuse box binding post
- PJB G-Connecting, instrument panel fuse box binding post
- PJB H-Connecting, instrument panel fuse box binding post
- EJB U11-Connecting, engine compartment fuse box wire



- EJB-Engine compartment fuse box
- PJB-Instrument panel fuse box
- T3d-Input shaft sensor connector, 3 holes, black
- T3e-Output shaft sensor connector, 3 holes, black
- T10a-Engine and main wire harness plug-in A, 10 holes, black
- T10b-Automatic transmission connector, 10 holes, black
- T20c-Engine and main wire harness plug-in E, 20 holes, blue
- T90a-Automatic transmission control unit connector, 90 holes, black
- EJB A-Connecting, from engine compartment fuse box to battery positive pole
- PJB D-Connecting, instrument panel fuse box binding post
- PJB F-Connecting, instrument panel fuse box binding post
- PJB G-Connecting, instrument panel fuse box binding post
- PJB H-Connecting, instrument panel fuse box binding post
- EJB U11-Connecting, engine compartment fuse box wire
- Ⓔ-Passenger compartment LH A pillar ground



BM15-AT engine control system 5

- K02-Combination instrument P gear indicate
- K03-Combination instrument N gear indicate
- K04-Combination instrument R gear indicate
- K05-Combination instrument D gear indicate
- K25-Combination instrument manual mode gear indicate
- EJB-Engine compartment fuse box
- PJB-Instrument panel fuse box
- T10d-Automatic transmission connector, 10 holes, black
- T14d-Shift handle connector, 14 holes, white
- T20c-Engine and main wire harness plug-in E, 20 holes, blue
- T32a-Combination instrument connector A, 32 holes, blue
- T90a-Automatic transmission control unit connector, 90 holes, black
- EJB A-Connecting, from engine compartment fuse box to battery positive pole
- PJB D-Connecting, instrument panel fuse box binding post
- PJB F-Connecting, instrument panel fuse box binding post
- PJB G-Connecting, instrument panel fuse box binding post
- PJB H-Connecting, instrument panel fuse box binding post
- EJB U11-Connecting, engine compartment fuse box wire
- Ⓣ-Instrument panel beam ground

www.cargeek.ir



SAIPA YADAK

Daroupakhsh St.17th Km Karaj Mahsoos Road-TEHRAN-IRAN

www.saipayadak.org