



# Wiring Diagram

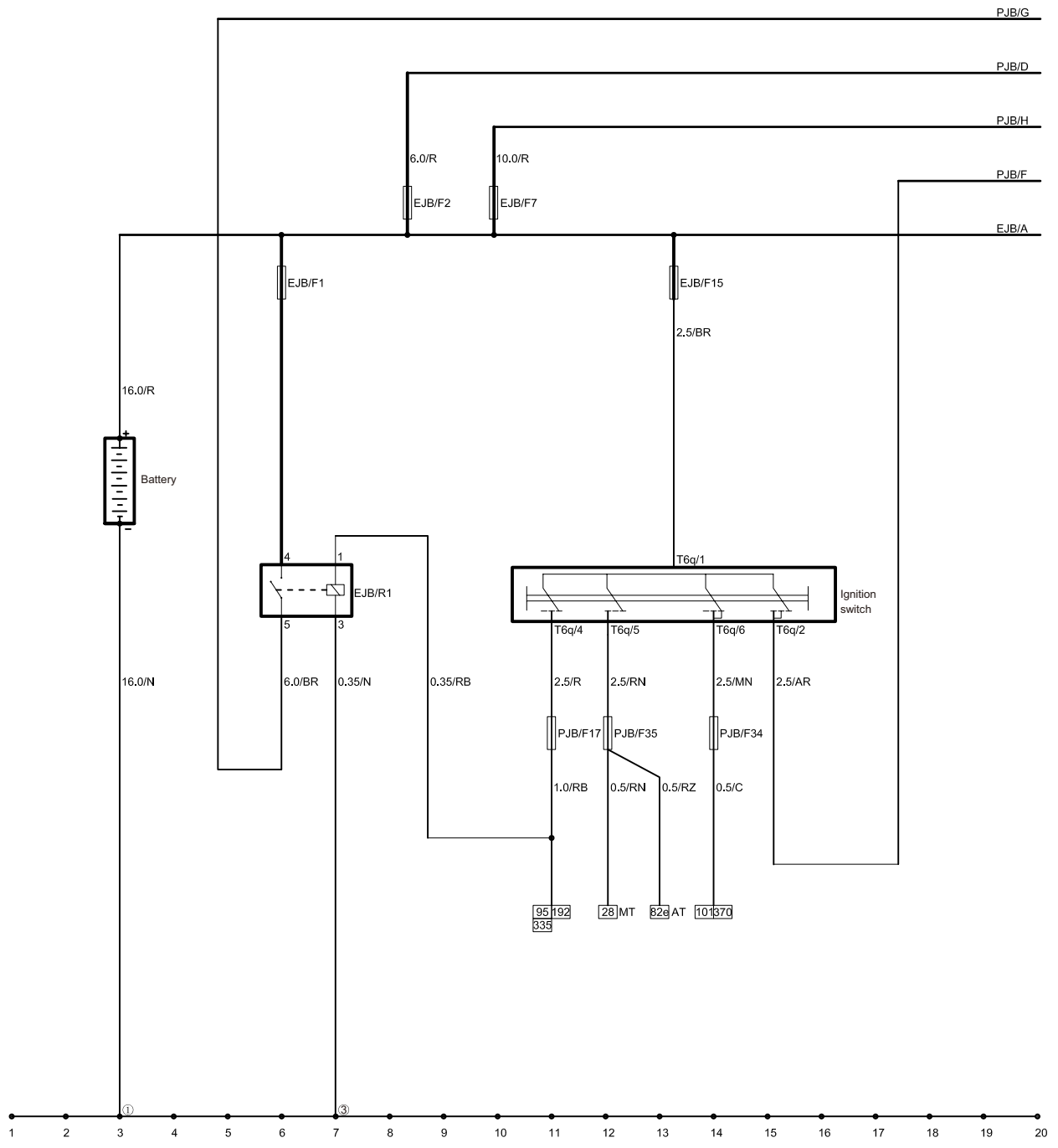
H320WD1H/2/1

# **C3 Wiring Diagram**

**(Version 1.0)**

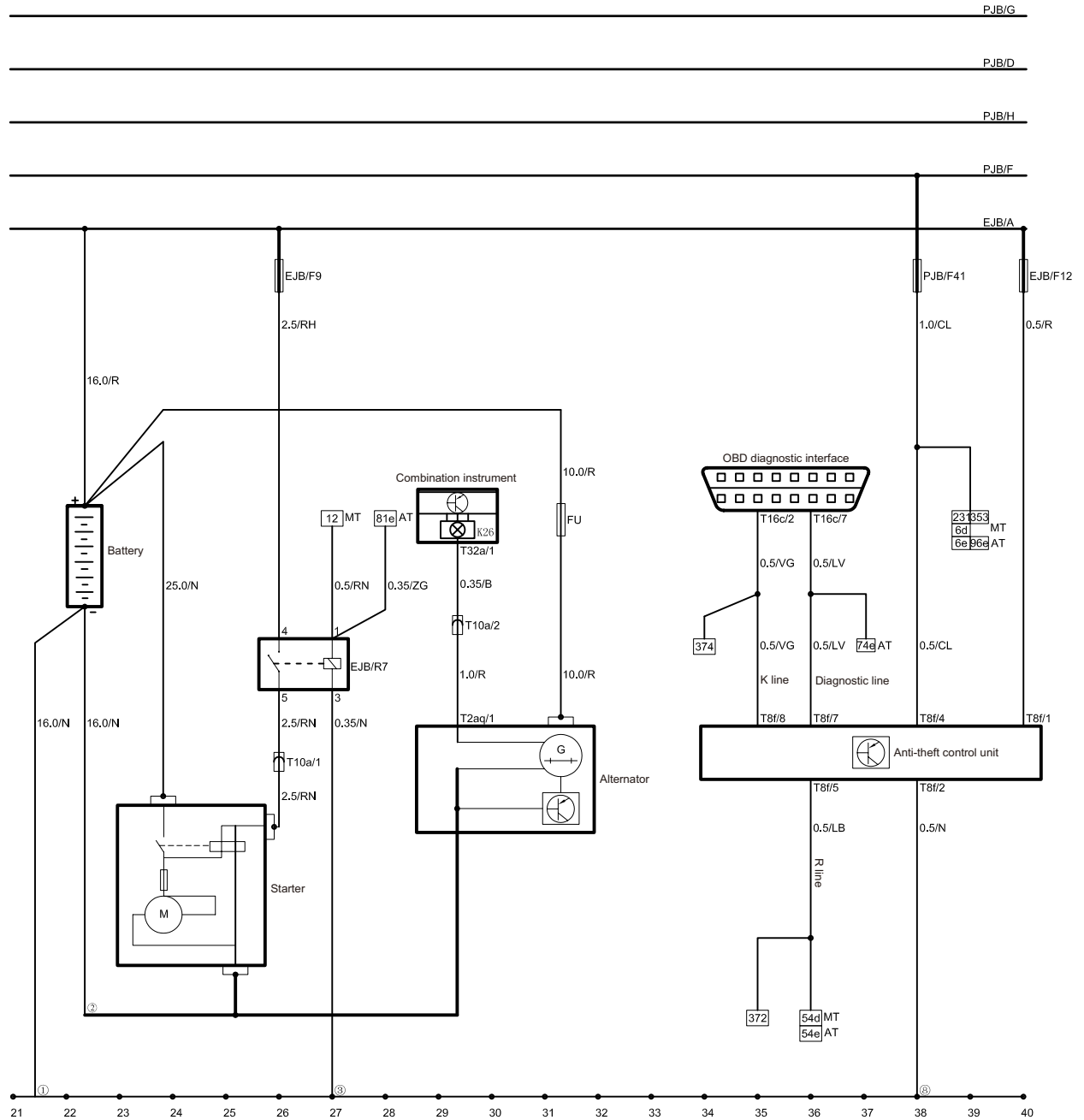
# Content

Battery, ignition switch .....	1
Alternator, starter, anti-theft system .....	2
Horn, condenser fan, fuel pump .....	3
Wiper and washer system .....	4
Automatic air conditioner, heating and defrost system .....	5
Radio, steering wheel switch, cigar lighter .....	6
Air bag system .....	7
Brake system .....	8
Reversing radar, outer rearview mirror .....	9
Lights control switch, front fog light .....	10
Front outer lights .....	11
Rear outer lights, inner lights, sunroof .....	12
Combination instrument, diagnostic interface .....	13
Power window system .....	14
Door lock system .....	15
Body control unit .....	16
Manual air conditioner, heating and defrost system .....	17
EPS system .....	18
PEPS system .....	19
BM15-MT engine control system 1 .....	20
BM15-MT engine control system 2 .....	21
BM15-MT engine control system 3 .....	22
BM15-AT engine control system 1 .....	23
BM15-AT engine control system 2 .....	24
BM15-AT engine control system 3 .....	25
BM15-AT engine control system 4 .....	26
BM15-AT engine control system 5 .....	27
PJB device specification .....	28
EJB device specification .....	29
Connector/Plug-in code list .....	30
Other code list .....	31



**Battery, ignition switch**

- EJB-Engine compartment fuse box
- PJB-Instrument panel fuse box
- T6q-Ignition switch connector, 6 holes, white
- EJB A-Connecting, from engine compartment fuse box to battery positive pole
- PJB D-Connecting, instrument fuse box binding post
- PJB F-Connecting, instrument fuse box binding post
- PJB G-Connecting, instrument fuse box binding post
- PJB H-Connecting, instrument fuse box binding post
- ①-Battery negative to body ground
- ③-FL engine compartment ground



### Alternator, starter, anti-theft system

K26-Combination instrument alternator charging indicator

EJB-Engine compartment fuse box

PJB-Instrument panel fuse box

FU-Alternator fuse, on the engine wire harness

T2aq-Alternator connector, 2 holes, black

T8f-Anti-theft control unit connector, 8 holes, black

T10a-Engine and main wire harness plug-in A, 10 holes, black

T16c-Diagnostic interface connector, 16 holes, black

T32a-Combination instrument connector A, 32 holes, blue

EJB A-Connecting, from engine compartment fuse box to battery positive pole

PJB D-Connecting, instrument panel fuse box binding post

PJB H-Connecting, instrument panel fuse box binding post

PJB G-Connecting, instrument panel fuse box binding post

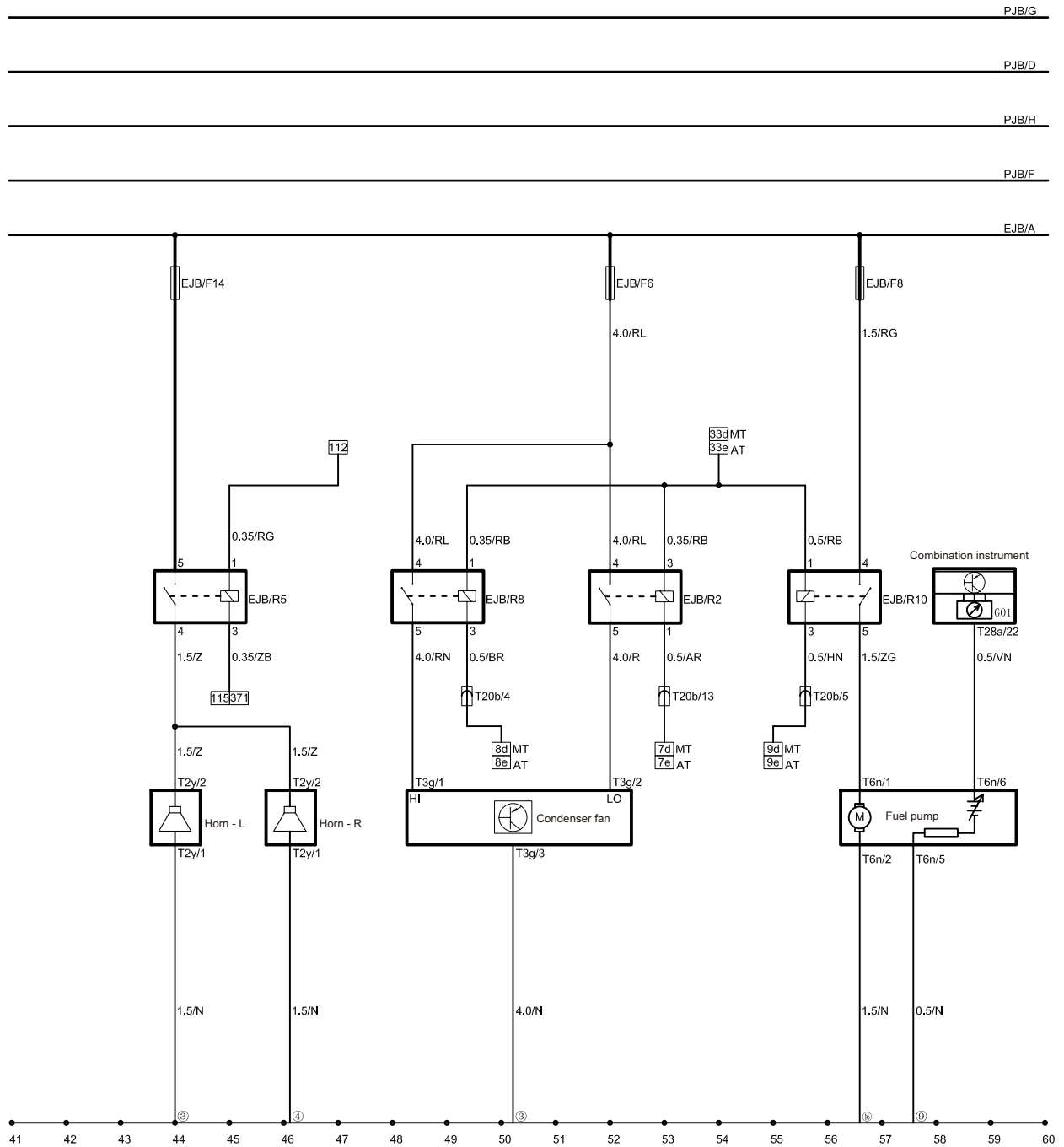
PJB F-Connecting, instrument panel fuse box binding post

①-Battery negative pole to body ground

②-Battery negative pole to engine ground

③-FL engine compartment ground

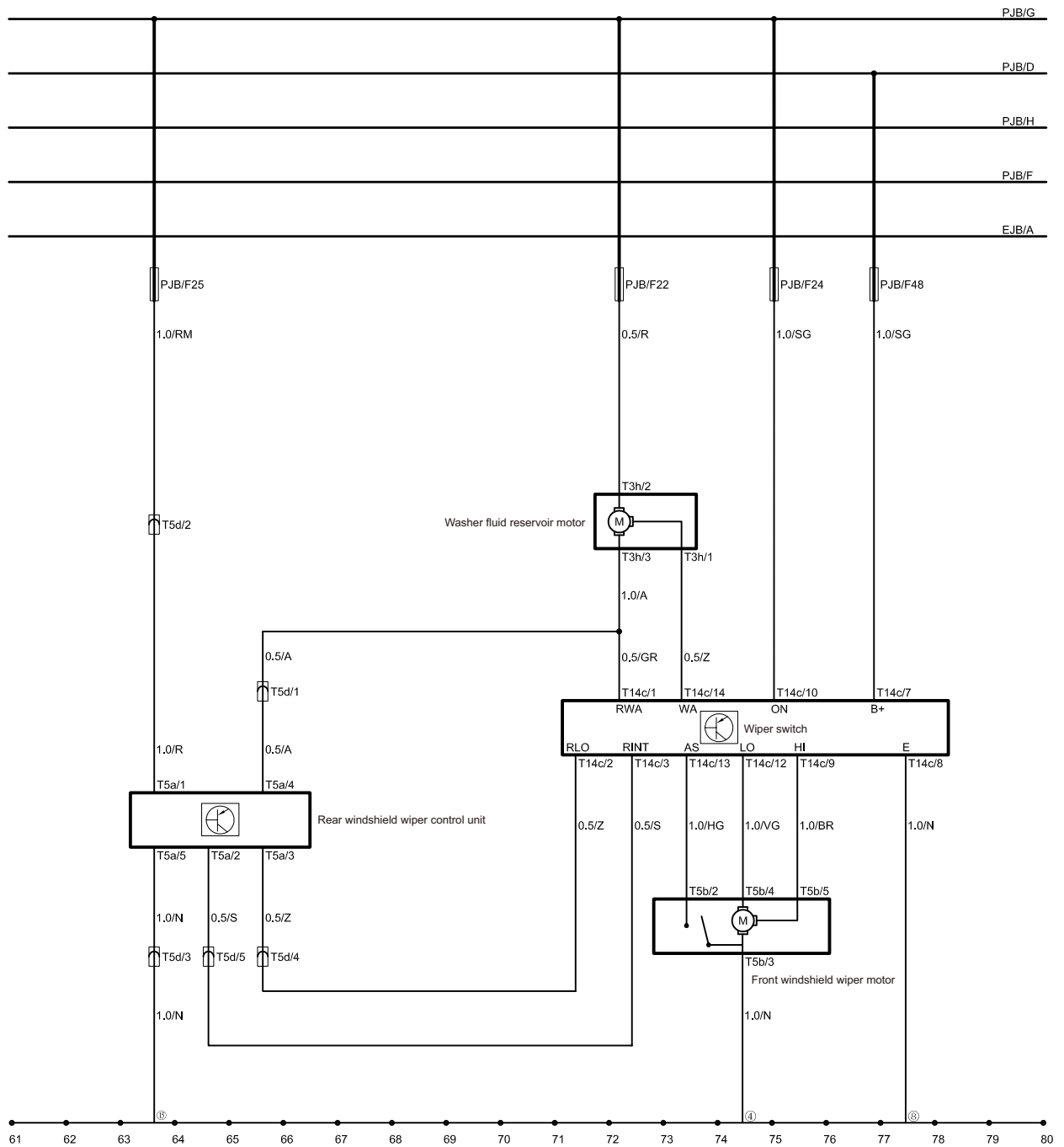
④-Passenger compartment LH A pillar ground



**Horn, condenser fan, fuel pump**

- G01-Combination instrument fuel level indicator
- EJB-Engine compartment fuse box
- PJB-Instrument panel fuse box
- T2y-Horn connector, 2 holes, black
- T3g-Condenser fan connector, 3 holes, black
- T6n-Fuel pump connector, 6 holes, brown
- T20b-Engine and main wire harness plug-in B, 20 holes, black
- T28a-Combination instrument connector B, 28 holes, black
- EJB A-Connecting, from engine compartment fuse box to battery positive pole
- PJB D-Connecting, instrument panel fuse box binding post
- PJB F-Connecting, instrument panel fuse box binding post
- PJB G-Connecting, instrument panel fuse box binding post
- PJB H-Connecting, instrument panel fuse box binding post

- ③-LF engine compartment ground
- ④-RF engine compartment ground
- ⑨-Passenger compartment RH A pillar ground
- ⑯-Passenger compartment rear seat RH ground



**Wiper and washer system**

EJB-Engine compartment fuse box

PJB-Instrument panel fuse box

T3h-Washer fluid reservoir motor connector, 3 holes, black

T5a-Rear windshield wiper control unit connector, 5 holes, grey

T5b-Front windshield wiper motor connector, 5 holes, black

T5d-LH tail gate and main wire harness plug-in B, 5 holes, brown

T14c-Wiper switch connector, 14 holes, white

EJB A-Connecting, from engine compartment fuse box to battery positive pole

PJB D-Connecting, instrument panel fuse box binding post

PJB F-Connecting, instrument panel fuse box binding post

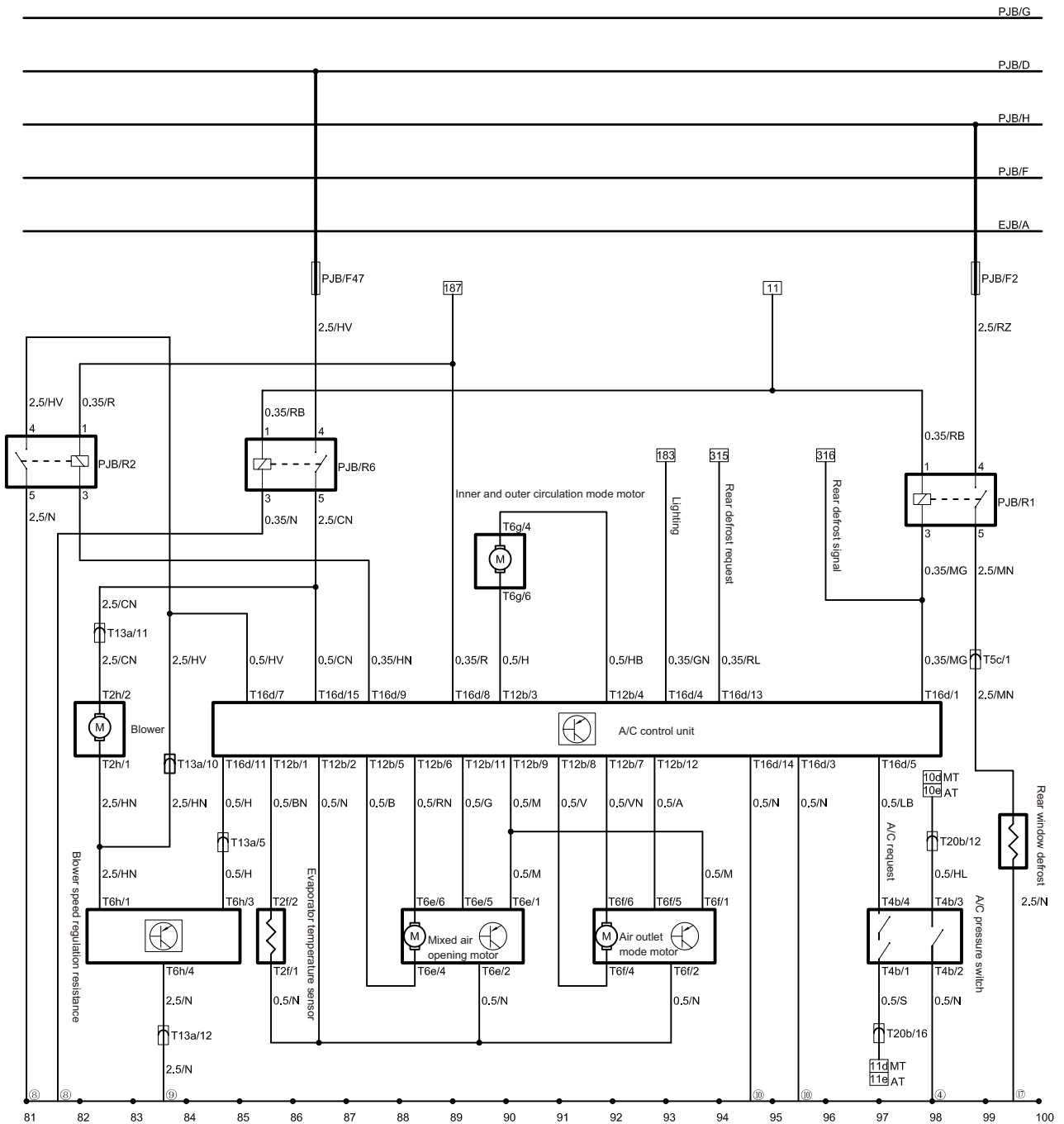
PJB G-Connecting, instrument panel fuse box binding post

PJB H-Connecting, instrument panel fuse box binding post

④-RF engine compartment ground

⑥-Passenger compartment LH A pillar ground

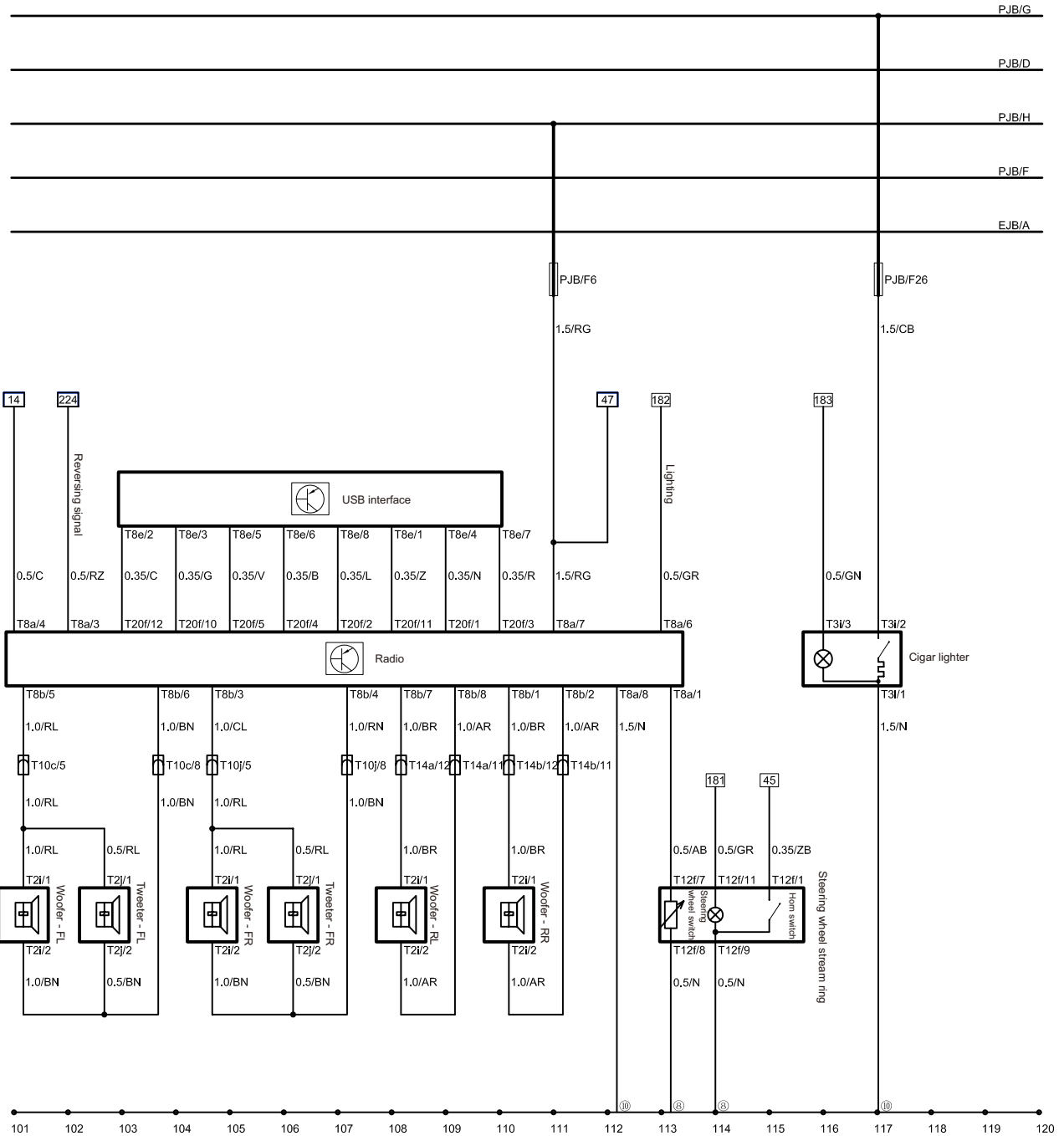
⑧-Passenger compartment rear seat LH ground



**Automatic air conditioner, heating and defrost system**

- EJB-Engine compartment fuse box
- PJB-Instrument panel fuse box
- T2f-Evaporator temperature sensor connector, 2 holes, white
- T2h-Blower connector, 2 holes, white
- T4b-A/C pressure switch connector, 4 holes, grey
- T5c-LH tail gate and main wire harness plug-in A, 5 holes, brown
- T6e-Mixed air opening motor connector, 6 holes, green
- T6f-Air outlet mode motor connector, 6 holes, green
- T6g-Inner and outer circulation mode motor connector, 6 holes, green
- T6h-Blower speed regulation resistance connector, 6 holes, white
- T12b-A/C control unit connector B, 12 holes, black
- T13a-A/C and main wire harness plug-in, 13 holes, white
- T16d-A/C control unit connector A, 16 holes, black
- T20b-Engine and main wire harness plug-in B, 20 holes, black
- EJB A-Connecting, from engine compartment fuse box to battery positive pole
- PJB D-Connecting, instrument panel fuse box binding post
- PJB F-Connecting, instrument panel fuse box binding post
- PJB G-Connecting, instrument panel fuse box binding post
- PJB H-Connecting, instrument panel fuse box binding post
- ④-RF engine compartment ground
- ⑥-Passenger compartment LH A pillar ground
- ⑨-Passenger compartment RH A pillar ground
- ⑩-Instrument panel beam ground
- ⑰-Passenger compartment RH C pillar ground





**Radio, steering wheel switch, cigar lighter**

EJB-Engine compartment fuse box

PJB-Instrument panel fuse box

T2i-Woofers connector, 2 holes, black

T2j-Tweeter connector, 2 holes, black

T3i-Cigar lighter connector, 3 holes, white

T8a-Radio connector A, 8 holes, white

T8b-Radio connector B, 8 holes, black

T8e-USB interface connector, 8 holes, black

T10c-LF door and main wire harness plug-in B, 10 holes, white

T10j-RF door and main wire harness plug-in B, 10 holes, white

T12f-Steering wheel stream ring connector, 12 holes, white

T14a-RL door and main wire harness plug-in, 14 holes, white

T14b-RR door and main wire harness plug-in, 14 holes, white

T20f-Radio connector C, 20 holes, multi-color

EJB A-Connecting, from engine compartment fuse box to battery positive pole

PJB D-Connecting, instrument panel fuse box binding post

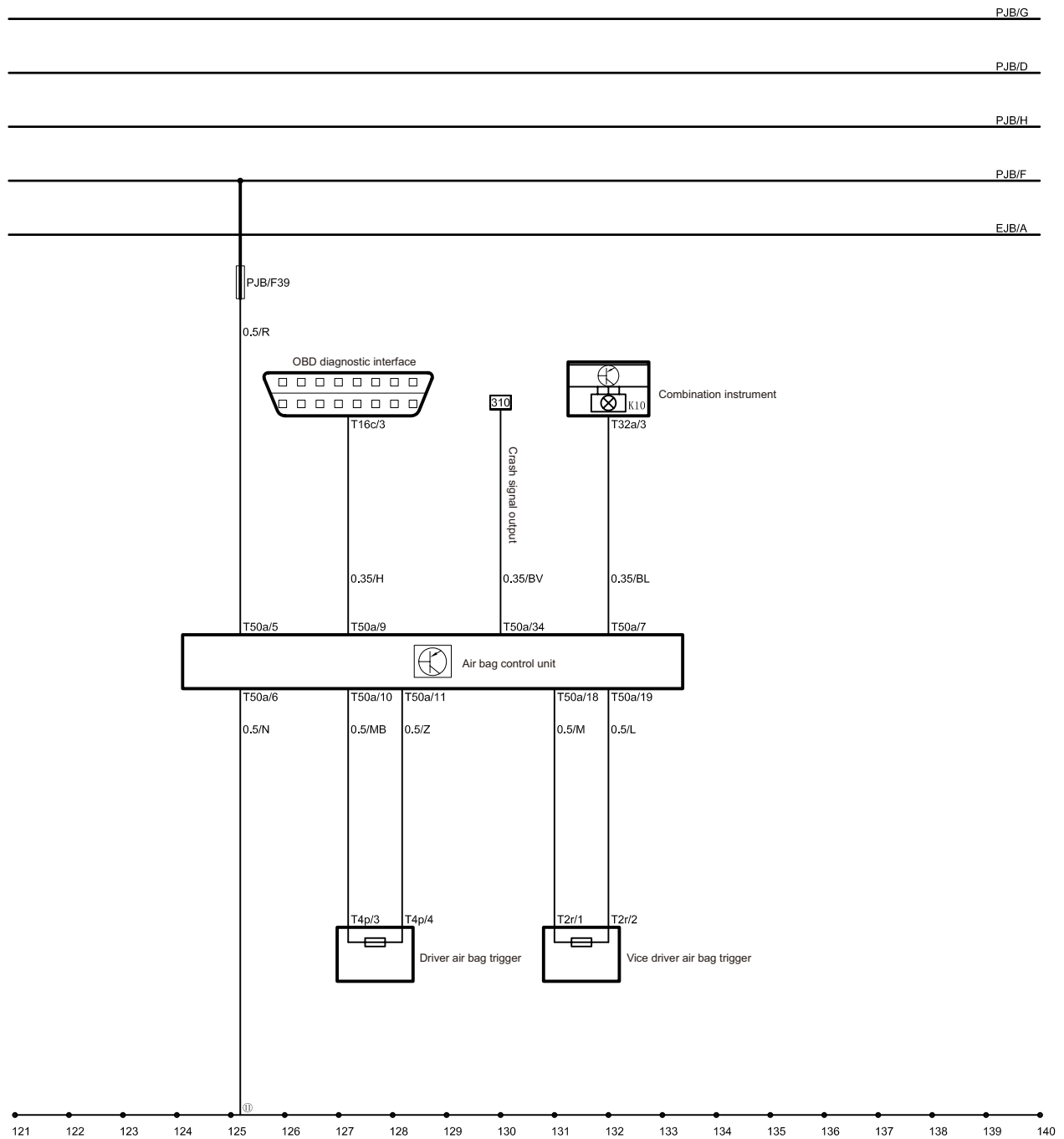
PJB F-Connecting, instrument panel fuse box binding post

PJB G-Connecting, instrument panel fuse box binding post

PJB H-Connecting, instrument panel fuse box binding post

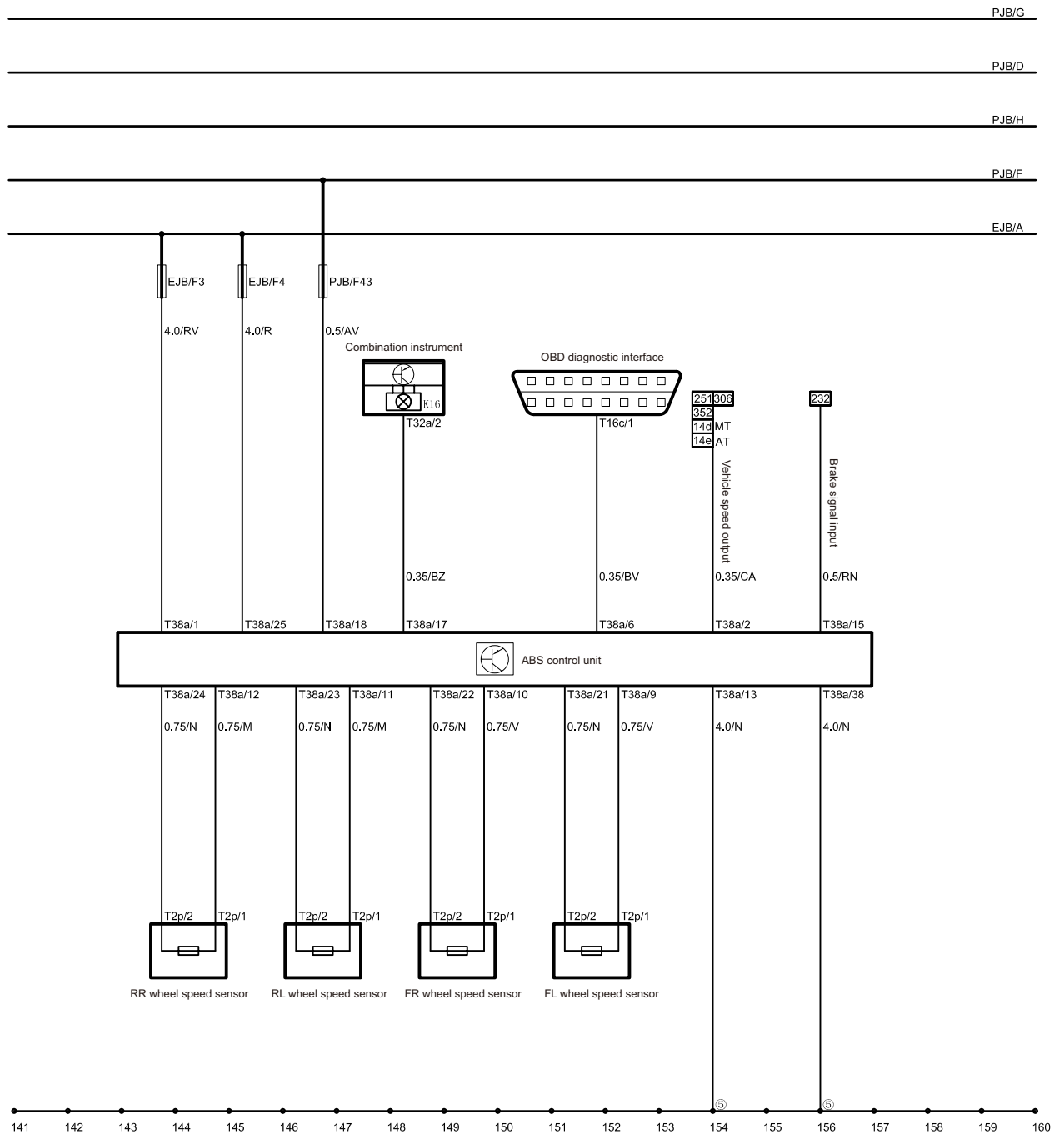
Ⓢ -Passenger compartment LH A pillar ground

Ⓣ -Instrument panel beam ground



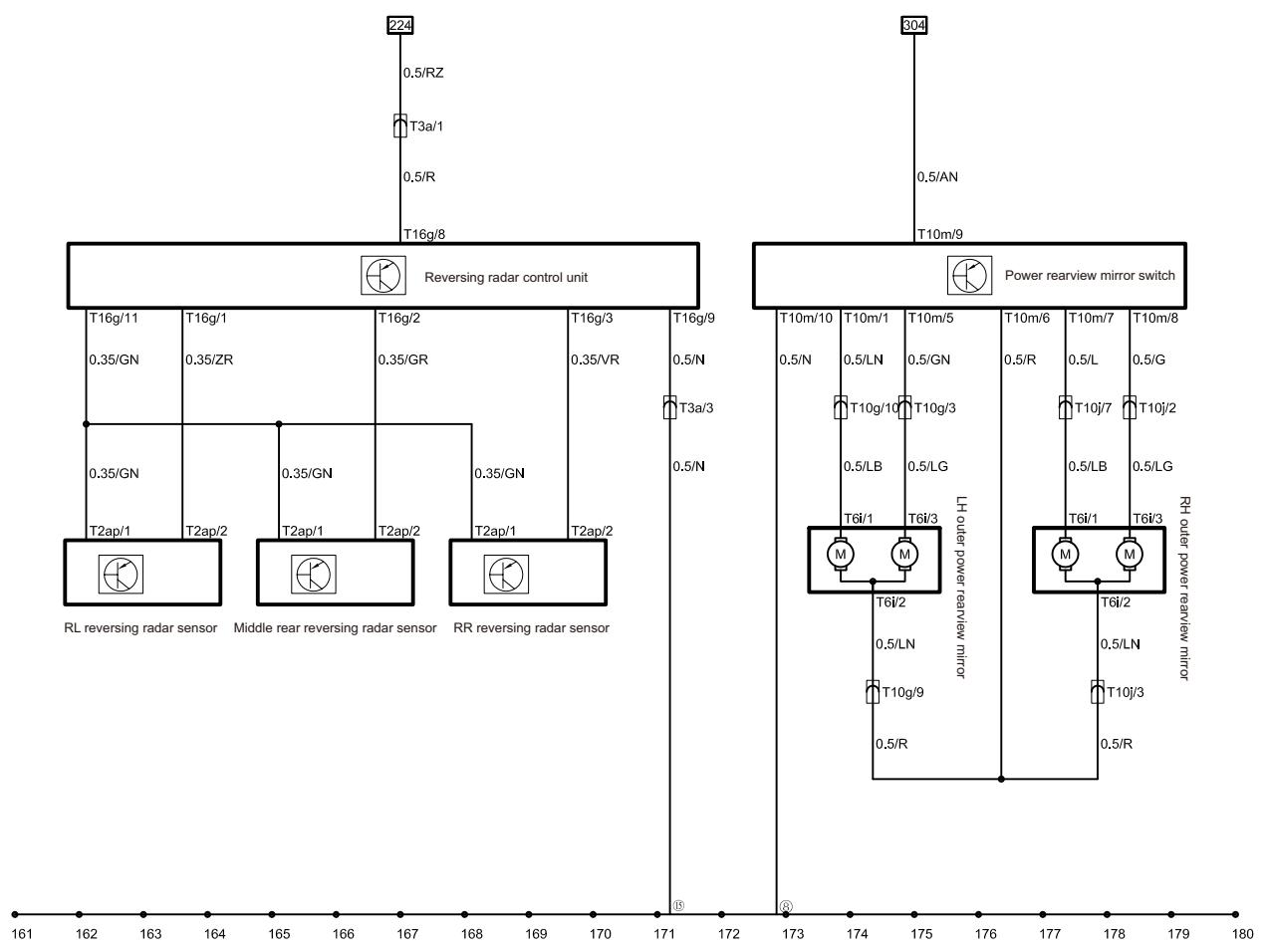
### Air bag system

- K10-Combination instrument air bag failure indicator
- EJB-Engine compartment fuse box
- PJB-Instrument panel fuse box
- T2r-Vice driver air bag trigger connector, 2 holes, yellow
- T4p-Driver air bag trigger connector, 4 holes, yellow
- T16c-Diagnostic interface connector, 16 holes, black
- T32a-Combination instrument connector A, 32 holes, blue
- T50a-Double way air bag control unit connector, 50 holes, yellow
- EJB A-Connecting, from engine compartment fuse box to battery positive pole
- PJB D-Connecting, instrument panel fuse box binding post
- PJB F-Connecting, instrument panel fuse box binding post
- PJB G-Connecting, instrument panel fuse box binding post
- PJB H-Connecting, instrument panel fuse box binding post
- Ⓜ-Air bag control unit ground



**Brake system**

- K16-Combination instrument brake system failure indicate
- EJB-Engine compartment fuse box
- PJB-Instrument panel fuse box
- T2p-Wheel speed sensor connector, 2 holes, black
- T16c-Diagnostic interface connector, 16 holes, black
- T32a-Combination instrument connector A, 32 holes, blue
- T38a-Brake system control unit connector, 38 holes, black
- EJB A-Connecting, from engine compartment fuse box to battery positive pole
- PJB D-Connecting, instrument panel fuse box binding post
- PJB F-Connecting, instrument panel fuse box binding post
- PJB G-Connecting, instrument panel fuse box binding post
- PJB H-Connecting, instrument panel fuse box binding post
- Ⓟ-Brake system ground inside the water flow channel



**Reversing radar, outer rearview mirror**

EJB-Engine compartment fuse box

PJB-Instrument panel fuse box

T2ap-Reversing radar sensor connector, 2 holes, white

T3a-Reversing radar and main wire harness plug-in 3 holes, white

T6i-Outer power rearview mirror connector C, 6 holes, white

T10g-LF door and main wire harness plug-in C, 10 holes, orange

T10j-RF door and main wire harness plug-in B, 10 holes, white

T10m-Power rearview mirror switch connector, 10 holes, white

T10p-Engine and main wire harness plug-in C, 10 holes, black

T16g-Reversing radar control unit connector, 16 holes, black

EJB A-Connecting, from engine compartment fuse box to battery positive pole

PJB D-Connecting, instrument panel fuse box binding post

PJB F-Connecting, instrument panel fuse box binding post

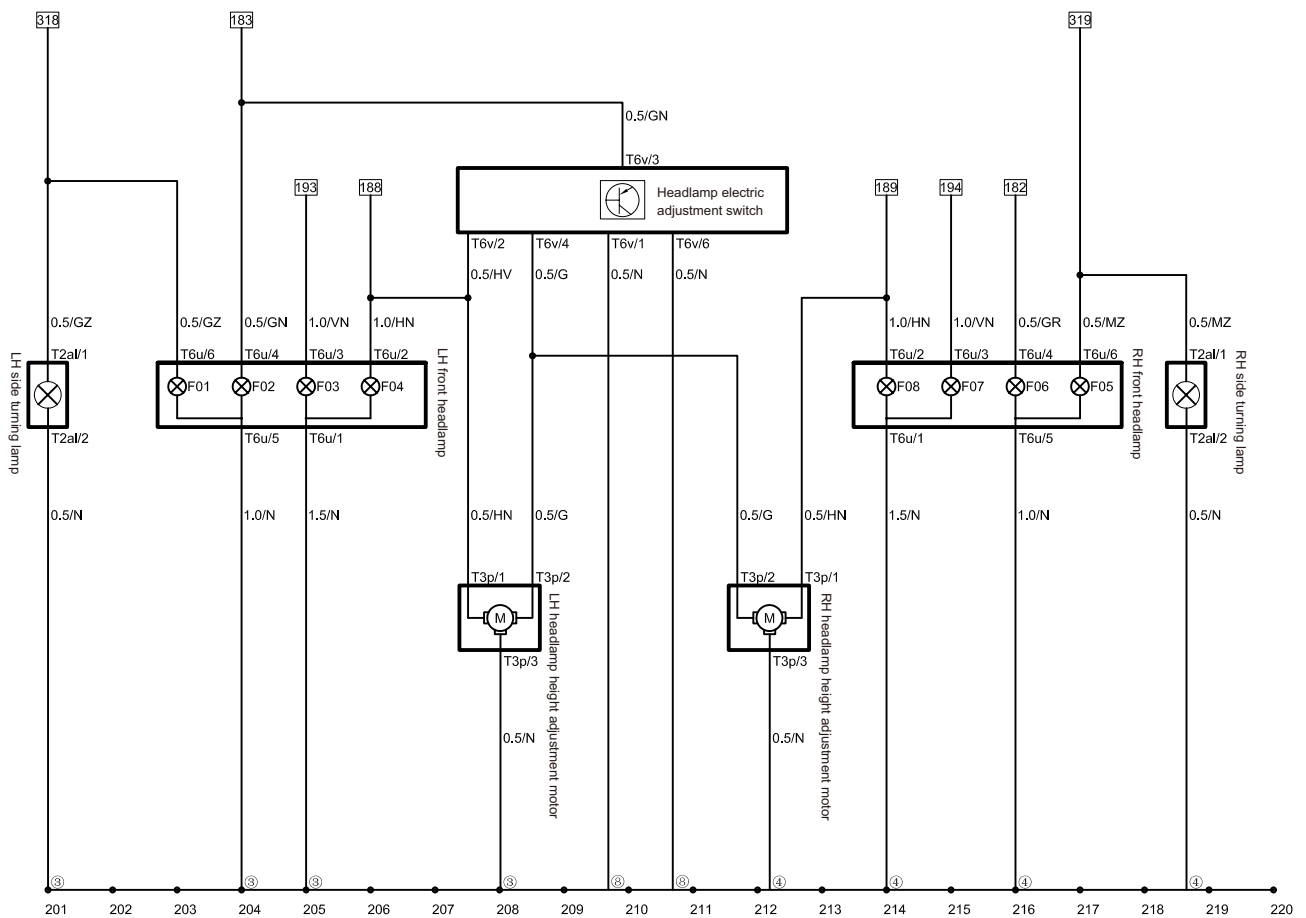
PJB G-Connecting, instrument panel fuse box binding post

PJB H-Connecting, instrument panel fuse box binding post

Ⓢ-Passenger compartment LH A pillar ground

Ⓣ-Passenger compartment rear seat LH ground

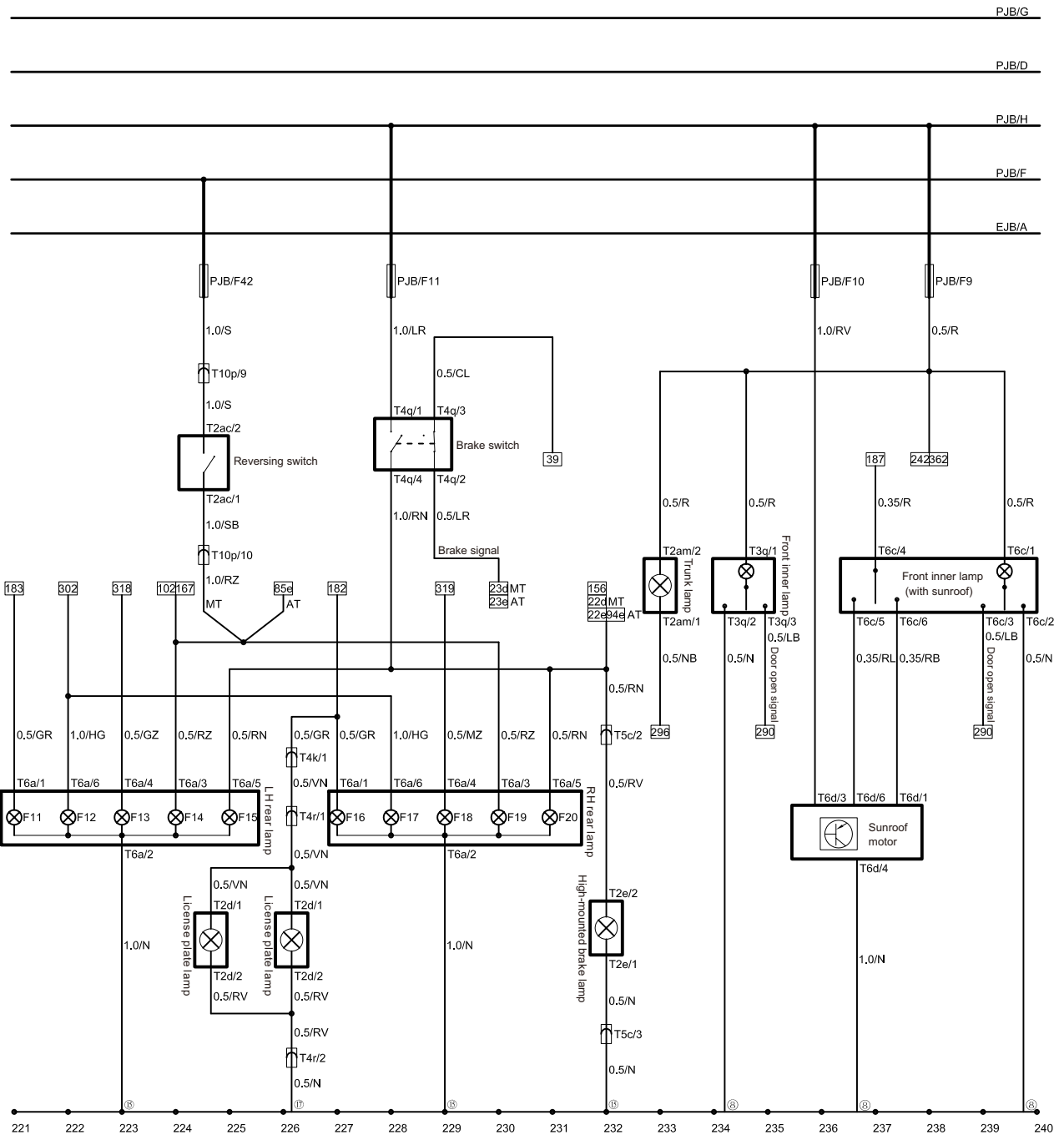




**Front outer lights**

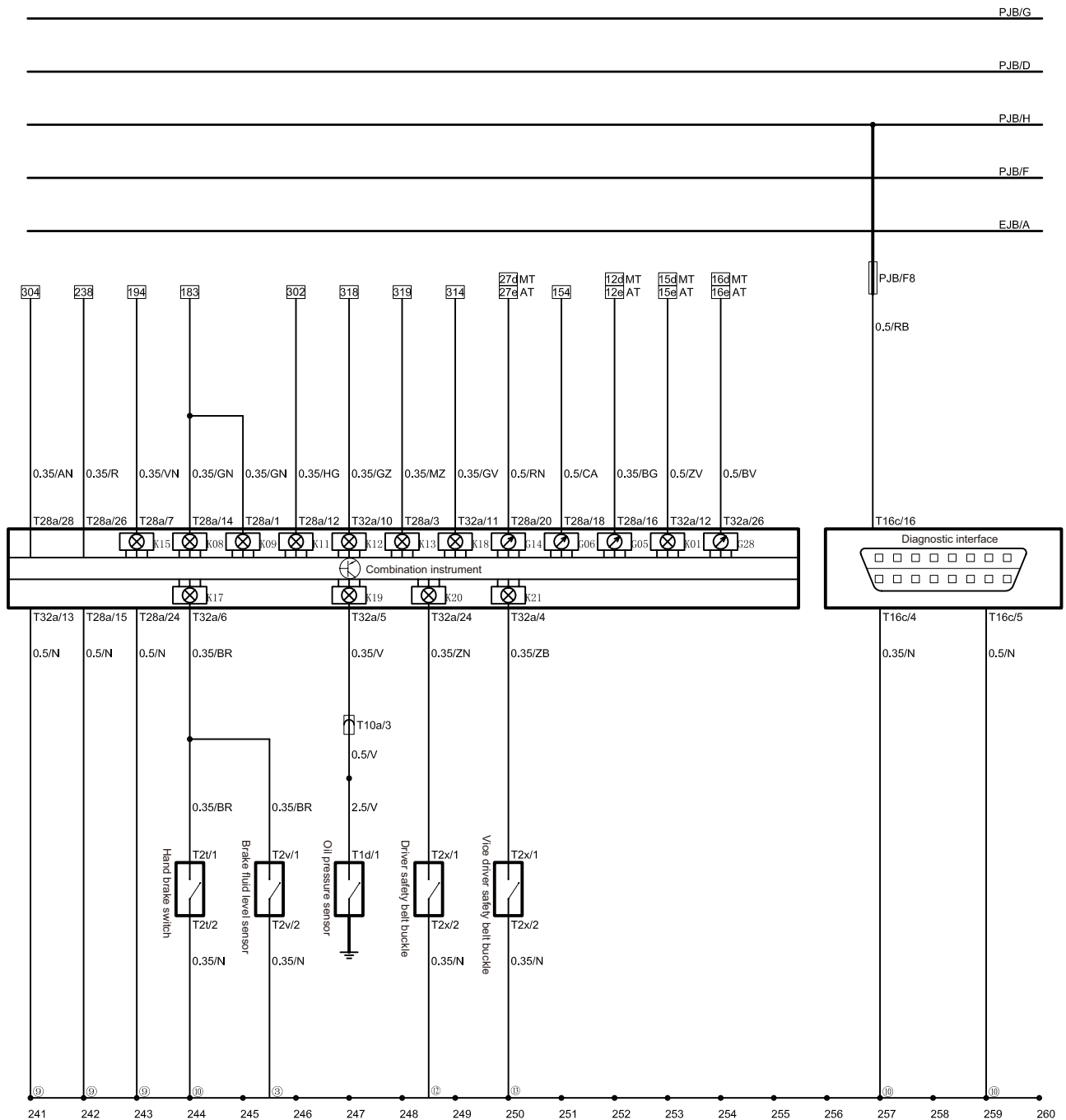
- F01-LF turning lamp
- F02-LF position lamp
- F03-LF headlamp - high beam
- F04-LF headlamp - low beam
- F05-RF turning lamp
- F06-RF position lamp
- F07-RF headlamp - high beam
- F08-RF headlamp - low beam
- EJB-Engine compartment fuse box
- PJB-Instrument panel fuse box
- T2al-Side turning lamp connector, 2 holes, black
- T3p-Headlamp height adjustment motor connector, 3 holes, black
- T6u-Front headlamp connector, 6 holes, black
- T6v-Headlamp electric adjustment switch connector, 6 holes, white
- T28a- Combination instrument connector B, 28 holes, black
- EJB A-Connecting, from engine compartment fuse box to battery positive pole

- PJB D-Connecting, instrument panel fuse box binding post
- PJB F-Connecting, instrument panel fuse box binding post
- PJB G-Connecting, instrument panel fuse box binding post
- PJB H-Connecting, instrument panel fuse box binding post
- ③-LF engine compartment ground
- ④-RF engine compartment ground
- Ⓢ-Passenger compartment LH A pillar ground



**Rear outer lights, inner lights, sunroof**

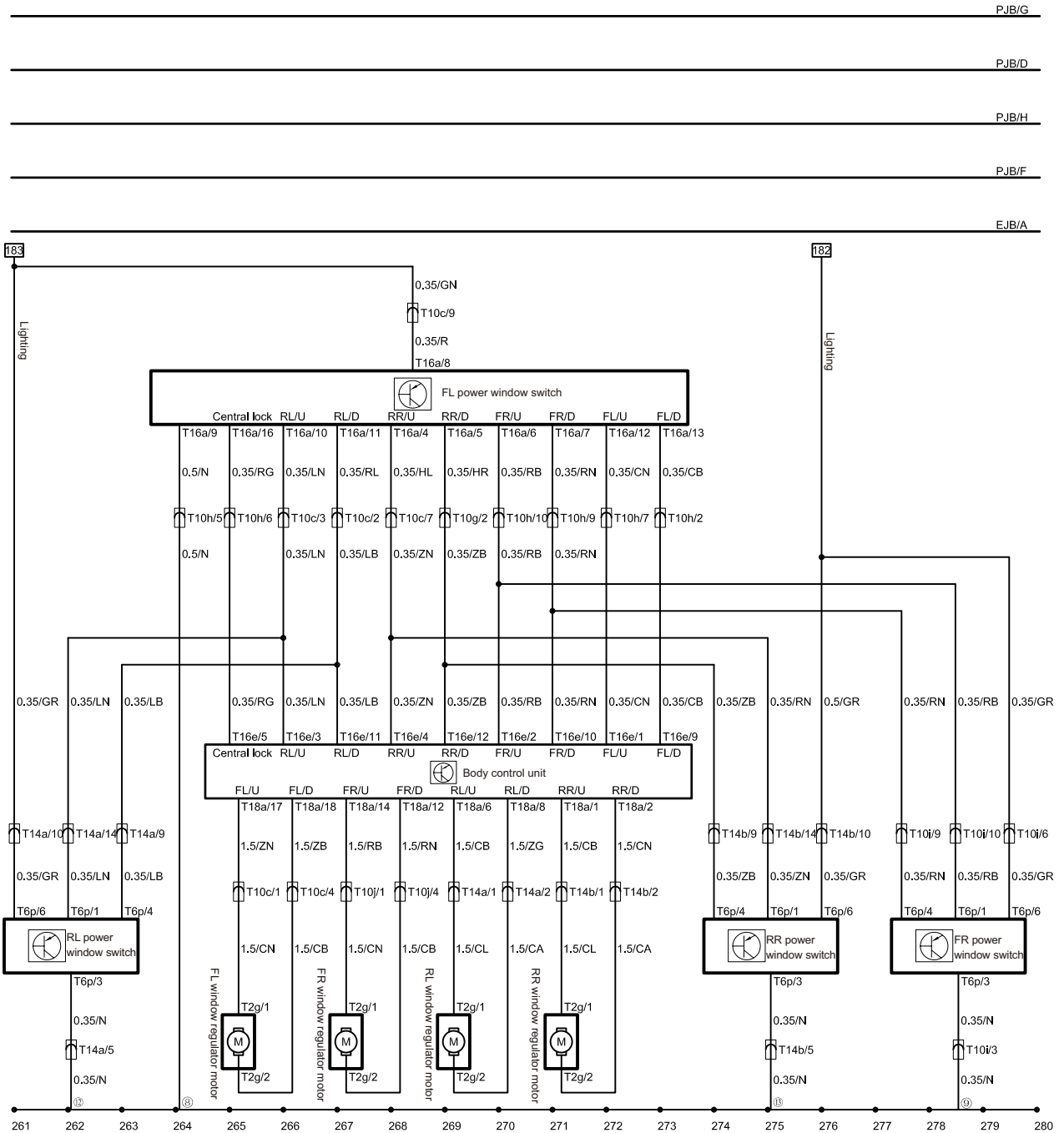
- F11-RL position lamp
- F12-RL fog lamp
- F13-RL turning lamp
- F14-RL reversing lamp
- F15-RL brake lamp
- F16-RR position lamp
- F17-RR fog lamp
- F18-RR turning lamp
- F19-RR reversing lamp
- F20-RR brake lamp
- EJB-Engine compartment fuse box
- PJB-Instrument panel fuse box
- T2d-License plate lamp connector, 2 holes, black
- T2e-High-mounted brake lamp connector, 2 holes, white
- T2ac-Reversing switch connector, 2 holes, black (only for MT model)
- T2am-Trunk lamp connector, 2 holes, white
- T3q-Front inner lamp (without sunroof) connector, 3 holes, white
- T4K-RH tail gate and main wire harness plug-in, 4 holes, white
- T4q-Brake switch connector, 4 holes, black
- T4r-License plate lamp and RH tail gate wire harness plug-in, 4 holes, white
- T5c-LH tail gate and main wire harness plug-in A, 5 holes, black
- T6a-Rear lamp connector, 6 holes, white
- T6c-Front inner lamp (with sunroof) connector, 6 holes, white
- T6d-Sunroof motor connector, 6 holes, grey
- T10p-Engine and main wire harness plug-in, 10 holes, black
- EJB A-Connecting, from engine compartment fuse box to battery positive pole
- PJB D-Connecting, instrument panel fuse box binding post
- PJB F-Connecting, instrument panel fuse box binding post
- PJB G-Connecting, instrument panel fuse box binding post
- PJB H-Connecting, instrument panel fuse box binding post
- Ⓟ-Passenger compartment LH A pillar ground
- Ⓟ-Passenger compartment rear seat LH ground
- Ⓡ-Passenger compartment RH C pillar ground



**Combination instrument, diagnostic interface**

- K01-Engine failure indicator
- K08-Background light
- K09-Position lamp indicator
- K11-Rear fog lamp indicator
- K12-Turn left indicator
- K13-Turn right indicator
- K15-High beam indicator
- K17-Brake system indicator
- K18-Door opening indicator
- K19-Oil pressure alarm indicator
- K20-Driver safety belt indicator
- K21-Vice driver safety belt indicator
- G05-Revolution speed indication
- G06-Vehicle speed indication
- G14-Coolant temperature indication
- G28-Instantaneous fuel consumption indication
- EJB-Engine compartment fuse box
- PJB-Instrument panel fuse box
- T1d-Oil pressure sensor connector, 1 hole
- T2t-Hand brake switch connector, 2 holes, black
- T2v-Brake fluid level sensor connector, 2 holes, grey
- T2x-Safety belt buckle connector, 2 holes, white
- T10a-Engine and main wire harness plug-in A, 10 holes, black
- T16c-Diagnostic interface connector, 16 holes, black
- T28a-Combination instrument connector B, 28 holes, black
- T32a-Combination instrument connector A, 32 holes, blue
- EJB A-Connecting, from engine compartment fuse box to battery positive pole
- PJB D-Connecting, instrument panel fuse box binding post
- PJB F-Connecting, instrument panel fuse box binding post
- PJB G-Connecting, instrument panel fuse box binding post
- PJB H-Connecting, instrument panel fuse box binding post
- ③-FL engine compartment ground
- ⑨-Passenger compartment RH A pillar ground
- ⑩-Instrument beam ground
- ⑫-Passenger compartment LH B pillar ground
- ⑬-Passenger compartment RH B pillar ground





### Power window system

EJB-Engine compartment fuse box

PJB-Instrument panel fuse box

T2g-Window regulator motor connector, 2 holes, white

T6p-Power window switch connector, 6 holes, black

T10c-FL door and main wire harness plug-in B, 10 holes, white

T10g-FL door and main wire harness plug-in C, 10 holes, orange

T10h-FL door and main wire harness plug-in A, 10 holes, black

T10i-FR door and main wire harness plug-in A, 10 holes, black

T10j-FR door and main wire harness plug-in B, 10 holes, white

T14a-RL door and main wire harness plug-in, 14 holes, white

T14b-RR door and main wire harness plug-in, 14 holes, white

T16a-FL power window switch connector, 16 holes, brown

T16e-Body control unit connector C, 16 holes, white

T18a-Body control unit connector A, 18 holes, black

EJB A-Connecting, from engine compartment fuse box to battery positive pole

PJB D-Connecting, instrument panel fuse box binding post

PJB F-Connecting, instrument panel fuse box binding post

PJB G-Connecting, instrument panel fuse box binding post

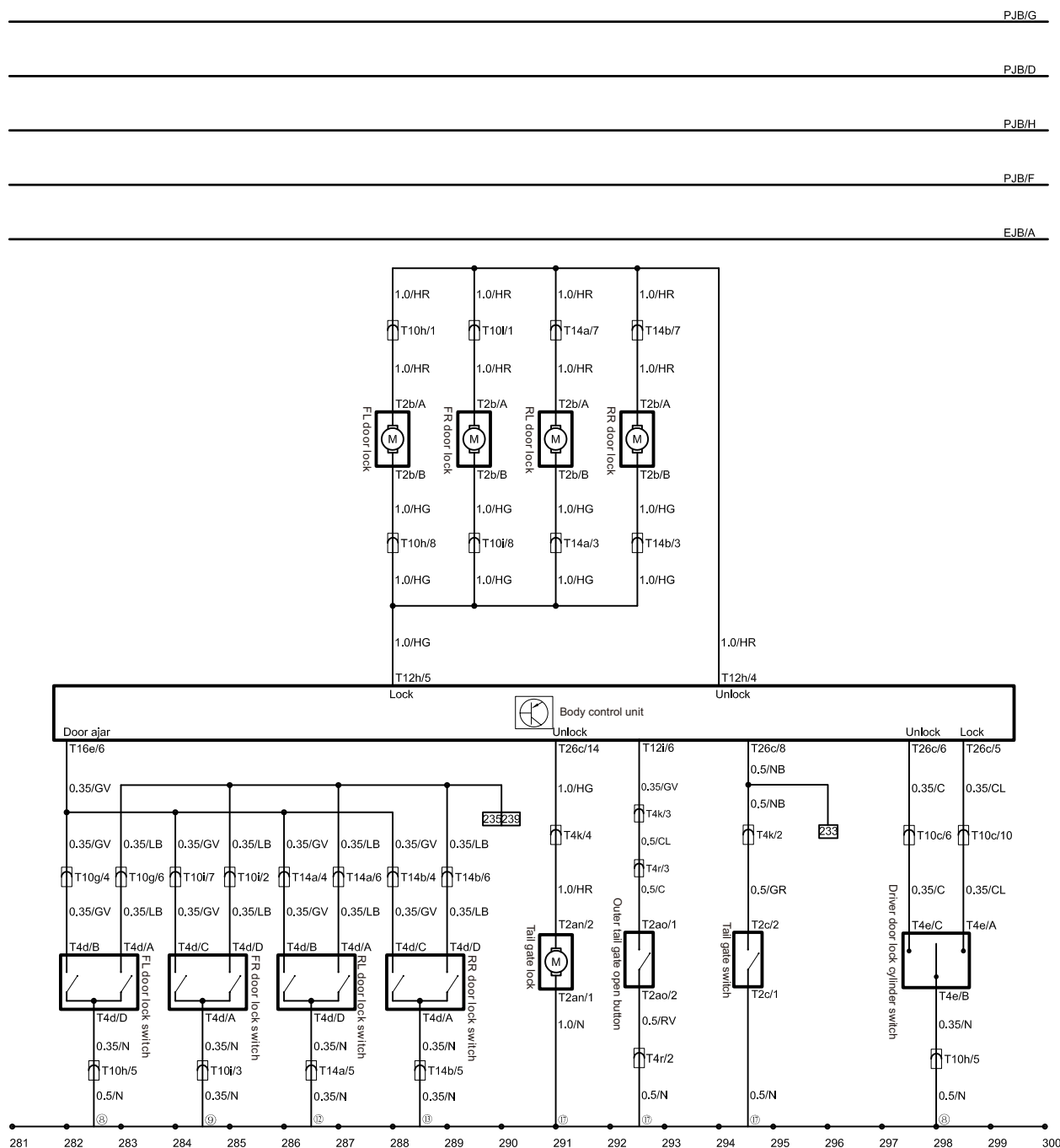
PJB H-Connecting, instrument panel fuse box binding post

Ⓢ-Passenger compartment LH A pillar ground

Ⓣ-Passenger compartment RH A pillar ground

Ⓤ-Passenger compartment LH B pillar ground

ⓖ-Passenger compartment RH B pillar ground



### Door lock system

EJB-Engine compartment fuse box

PJB-Instrument panel fuse box

T2b-Door lock motor connector, 2 holes, black

T2ao-Outer tail gate open button connector, 2 holes, white

T4d-Door lock micro switch connector, 4 holes, black

T4e-Driver door lock cylinder switch connector, 4 holes, grey

T2an-Tail gate lock motor connector, 2 holes, white

T4k-RH tail gate and main wire harness plug-in, 4 holes, white

T4r-License plate lamp and RH tail gate wire harness plug-in, 4 holes, white

T10c-FL door and main wire harness plug-in B, 10 holes, white

T10g-FL door and main wire harness plug-in C, 10 holes, orange

T10h-FL door and main wire harness plug-in A, 10 holes, black

T10i-FR door and main wire harness plug-in A, 10 holes, black

T12h-Body control unit connector A, 12 holes, white

T12i-Body control unit connector E, 12 holes, white

T14a-RL door and main wire harness plug-in, 14 holes, white

T14b-RR door and main wire harness plug-in, 14 holes, white

T16e-Body control unit connector C, 16 holes, white

T26c-Body control unit connector B, 26 holes, white

EJB A-Connecting, from engine compartment fuse box to battery positive pole

PJB D-Connecting, instrument panel fuse box binding post

PJB F-Connecting, instrument panel fuse box binding post

PJB G-Connecting, instrument panel fuse box binding post

PJB H-Connecting, instrument panel fuse box binding post

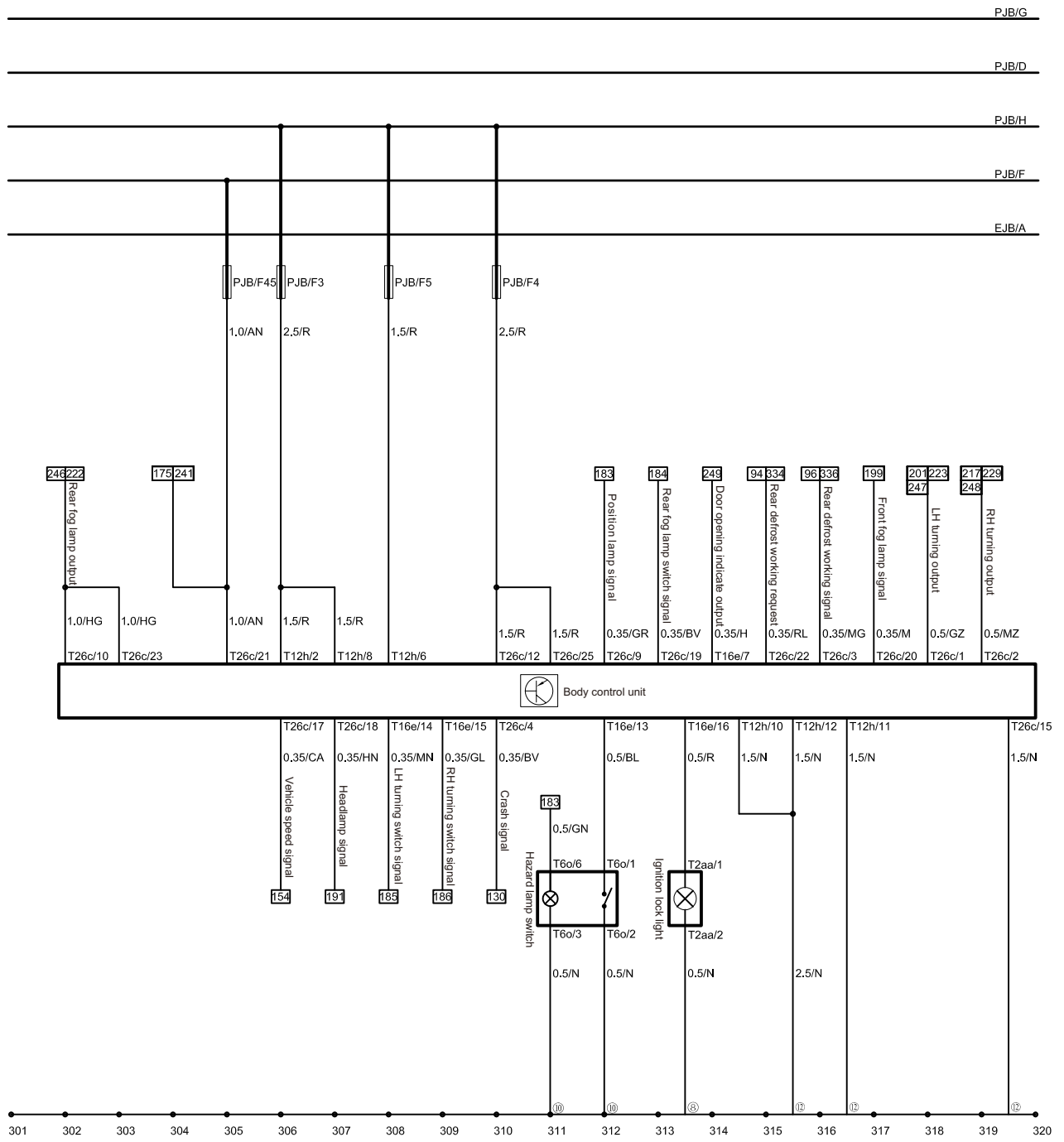
⑧-Passenger compartment LH A pillar ground

⑨-Passenger compartment RH A pillar ground

⑫-Passenger compartment LH B pillar ground

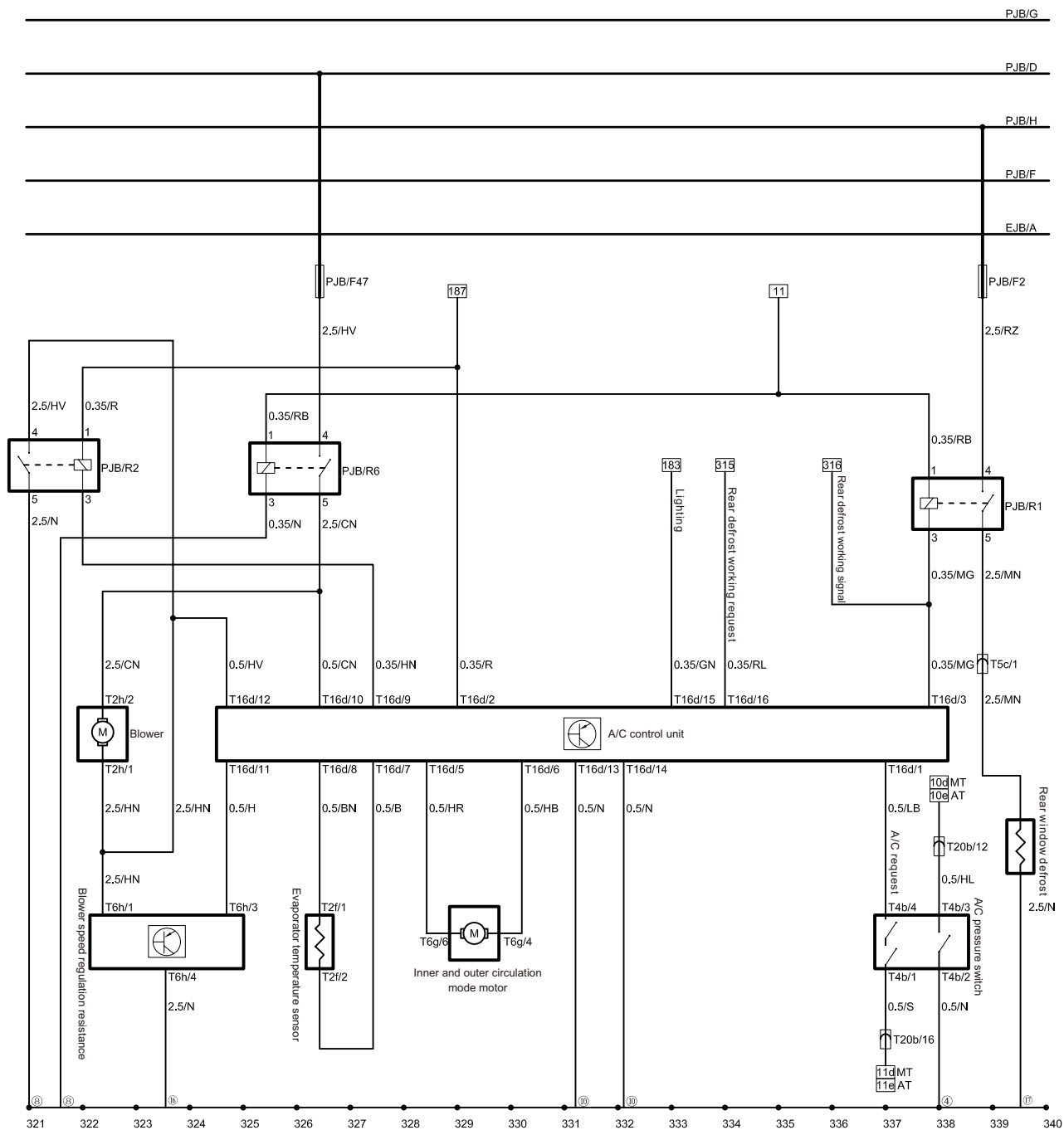
⑬-Passenger compartment RH B pillar ground

⑰-Passenger compartment RH C pillar ground



**Body control unit**

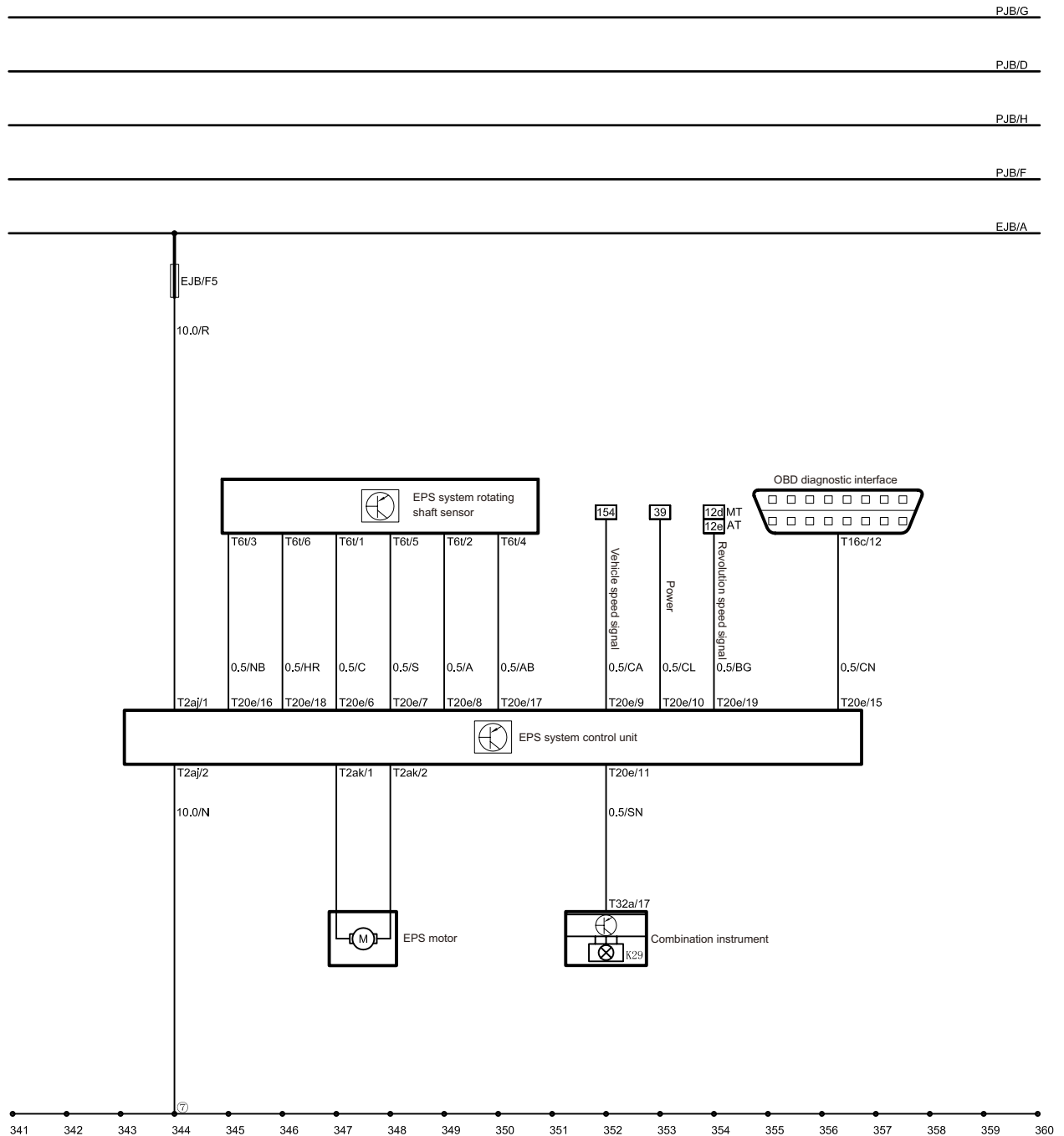
- EJB-Engine compartment fuse box
- PJB-Instrument panel fuse box
- T2aa-Ignition lock light connector, 2 holes, white
- T4k-RH tail gate and main wire harness plug-in, 4 holes, white
- T5c-LH tail gate and main wire harness plug-in A, 5 holes, brown
- T6o-Hazard warning switch connector, 6 holes, blue
- T12h-Body control unit connector A, 12 holes, white
- T16e-Body control unit connector C, 16 holes, white
- T26c-Body control unit connector B, 26 holes, white
- EJB A-Connecting, from engine compartment fuse box to battery positive pole
- PJB D-Connecting, instrument panel fuse box binding post
- PJB F-Connecting, instrument panel fuse box binding post
- PJB G-Connecting, instrument panel fuse box binding post
- PJB H-Connecting, instrument panel fuse box binding post
- ⑥-Passenger compartment LH A pillar ground
- ⑩-Instrument beam ground
- ⑫-Passenger compartment LH B pillar ground



**Manual air conditioner, heating and defrost system**

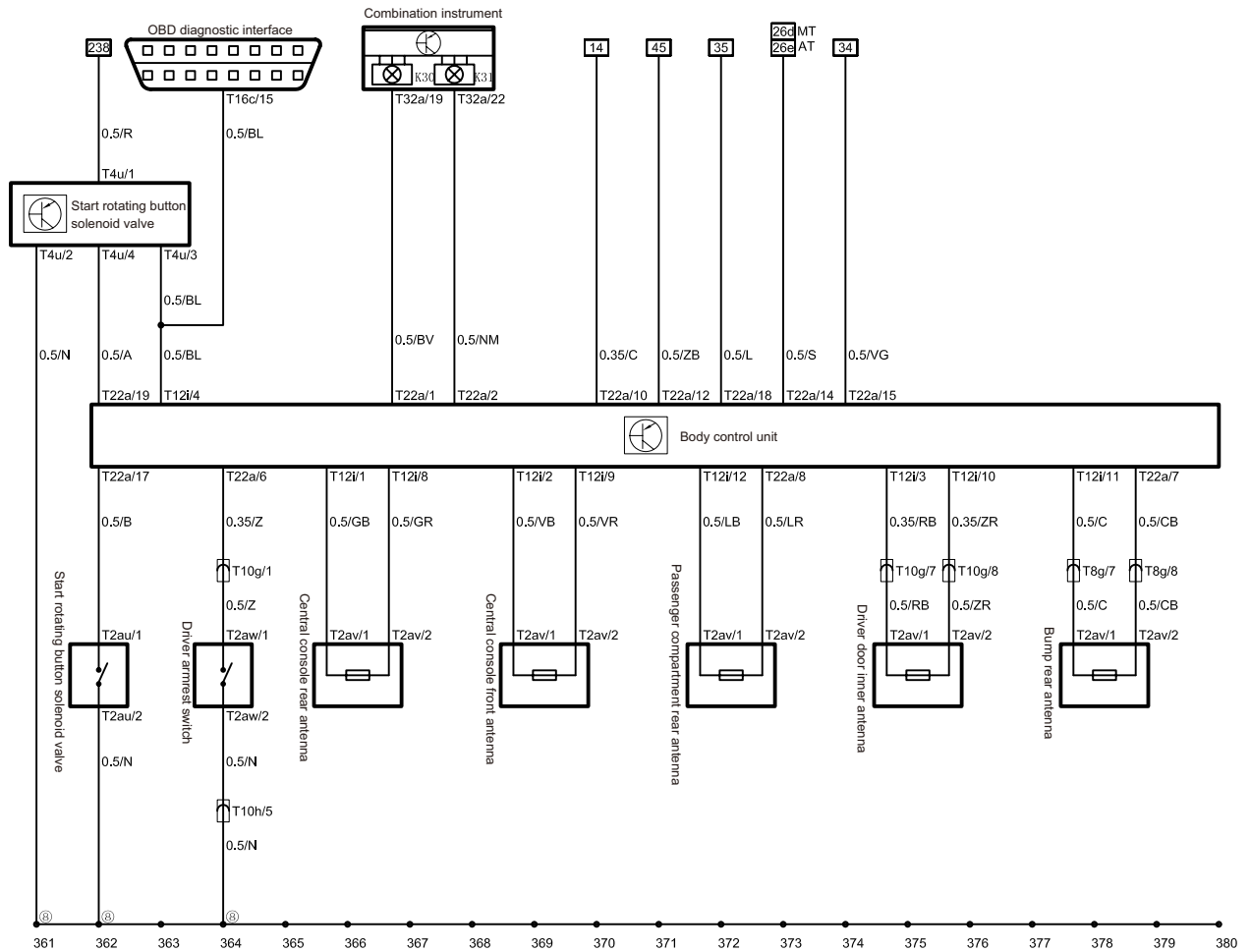
- EJB-Engine compartment fuse box
- PJB-Instrument panel fuse box
- T2f-Evaporator temperature sensor connector, 2 holes, white
- T2h-Blower connector, 2 holes, white
- T4b-A/C pressure switch connector, 4 holes, grey
- T15c-LH tail gate and main wire harness plug-in A, 5 holes, black
- T6g-Inner and outer circulation mode motor connector, 6 holes, green
- T6h-Blower speed regulation resistance connector, 6 holes, white
- T16d-A/C control unit connector A, 16 holes, black
- T20b-Engine and main wire harness plug-in B, 20 holes, black
- EJB A-Connecting, from engine compartment fuse box to battery positive pole
- PJB D-Connecting, instrument panel fuse box binding post
- PJB F-Connecting, instrument panel fuse box binding post
- PJB G-Connecting, instrument panel fuse box binding post
- PJB H-Connecting, instrument panel fuse box binding post

- ④-Engine compartment RF ground
- ⑧ -Passenger compartment LH A pillar ground
- ⑩ -Instrument beam ground
- ⑬ -Passenger compartment rear seat RH ground
- ⑰ -Passenger compartment RH C pillar ground



### EPS system

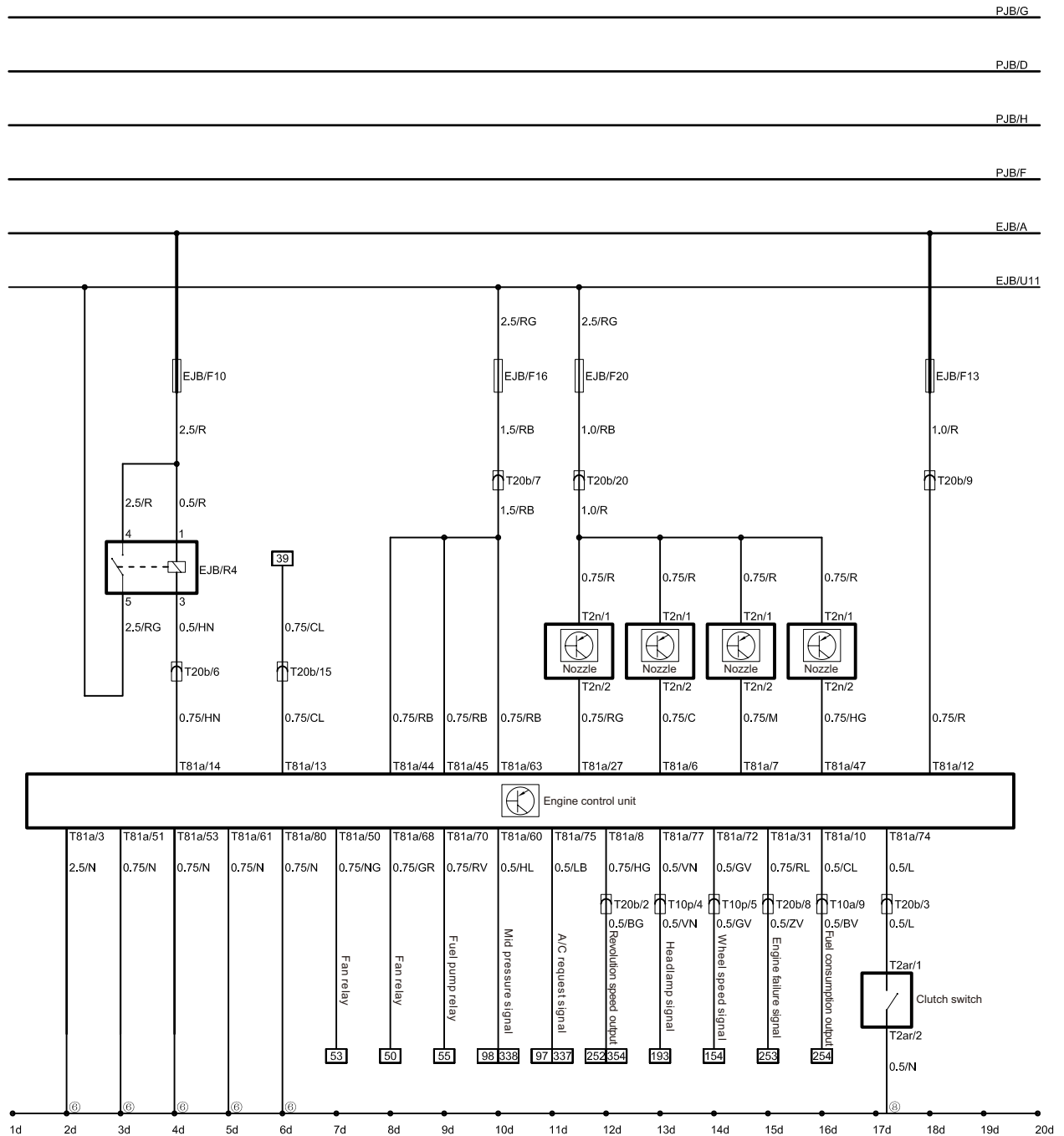
- K29-Combination instrument EPS system failure indicate
- EJB-Engine compartment fuse box
- PJB-Instrument panel fuse box
- T2aj-EPS system control unit connector C, 2 holes, black
- T2ak-EPS system control unit connector B, 2 holes, black
- T6t-EPS system rotating shaft sensor connector, 6 holes, white
- T16c-Diagnostic interface connector, 16 holes, black
- T20e-EPS system control unit connector A, 20 holes, white
- T32a-Combination instrument connector A, 32 holes, blues
- EJB A-Connecting, from engine compartment fuse box to battery positive pole
- PJB D-Connecting, instrument panel fuse box binding post
- PJB F-Connecting, instrument panel fuse box binding post
- PJB G-Connecting, instrument panel fuse box binding post
- PJB H-Connecting, instrument panel fuse box binding post
- ⑦-Passenger compartment LH a pillar ground



### PEPS system

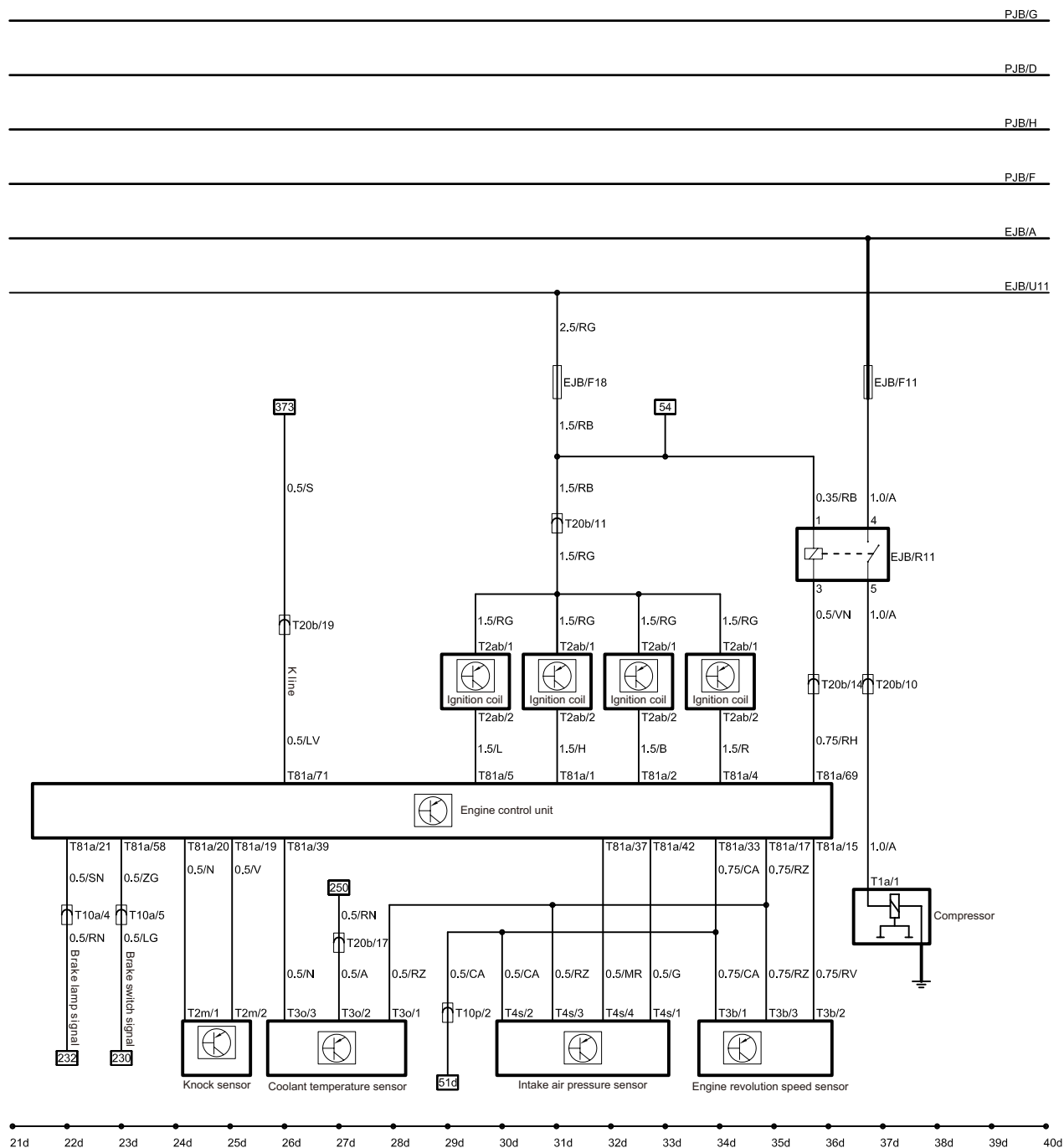
- K30-Combination instrument key matching right indicate
- K31-Combination instrument key matching wrong indicate
- EJB-Engine compartment fuse box
- PJB-Instrument panel fuse box
- T2au-Start rotating button switch connector, 2 holes, white
- T2av-PEPS antenna connector, 2 holes, white
- T2aw-Driver door outer armrest switch connector, 2 holes, white
- T4u-Start rotating button solenoid valve connector, 4 holes, white
- T8g-Rear bump and main wire harness plug-in B, 8 holes, white
- T10g-FL door and main wire harness plug-in C, 10 holes, orange
- T10h-FL door and main wire harness plug-in A, 10 holes, black
- T12i-Body control unit connector E, 12 holes, white
- T16c-Diagnostic interface connector, 16 holes, black
- T22a-Body control unit connector D, 22 holes, white
- T32a-Combination instrument connector A, 32 holes, blue
- EJB A-Connecting, from engine compartment fuse box to battery positive pole

- PJB D-Connecting, instrument panel fuse box binding post
- PJB F-Connecting, instrument panel fuse box binding post
- PJB G-Connecting, instrument panel fuse box binding post
- PJB H-Connecting, instrument panel fuse box binding post
- Ⓢ-Passenger compartment LH A pillar ground



**BM15-MT engine control system 1**

- EJB-Engine compartment fuse box
- PJB-Instrument panel fuse box
- T2n-Nozzle connector, 2 holes, black
- T2ar-Clutch switch connector, 2 holes, white
- T10a-Engine and main wire harness plug-in A, 10 holes, black
- T10p-Engine and main wire harness plug-in C, 10 holes, black
- T20b-Engine and main wire harness plug-in B, 20 holes, black
- T81a-Engine control unit connector, 81 holes, black
- EJB A-Connecting, from engine compartment fuse box to battery positive pole
- PJB D-Connecting, instrument panel fuse box binding post
- PJB F-Connecting, instrument panel fuse box binding post
- PJB G-Connecting, instrument panel fuse box binding post
- PJB H-Connecting, instrument panel fuse box binding post
- EJB U11-Connecting, engine compartment fuse box wire
- ⑥-Water channel inner engine wire harness ground
- ⑧-Passenger compartment LH A pillar ground



### BM15-MT engine control system 2

EJB-Engine compartment fuse box

PJB-Instrument panel fuse box

T1a-A/C compressor connector, 1 hole, grey

T2m-Knock sensor connector, 2 holes, black

T2ab-Ignition coil connector, 2 holes, black/grey

T3b-Engine revolution speed sensor connector, 3 holes, black

T3o-Coolant temperature sensor connector, 3 holes, black

T4s-Intake air pressure sensor connector, 4 holes, black

T10a-Engine and main wire harness plug-in A, 10 holes, black

T10p-Engine and main wire harness plug-in C, 10 holes, black

T20b-Engine and main wire harness plug-in B, 20 holes, black

T81a-Engine control unit connector, 81 holes, black

EJB A-Connecting, from engine compartment fuse box to battery positive pole

PJB D-Connecting, instrument panel fuse box binding post

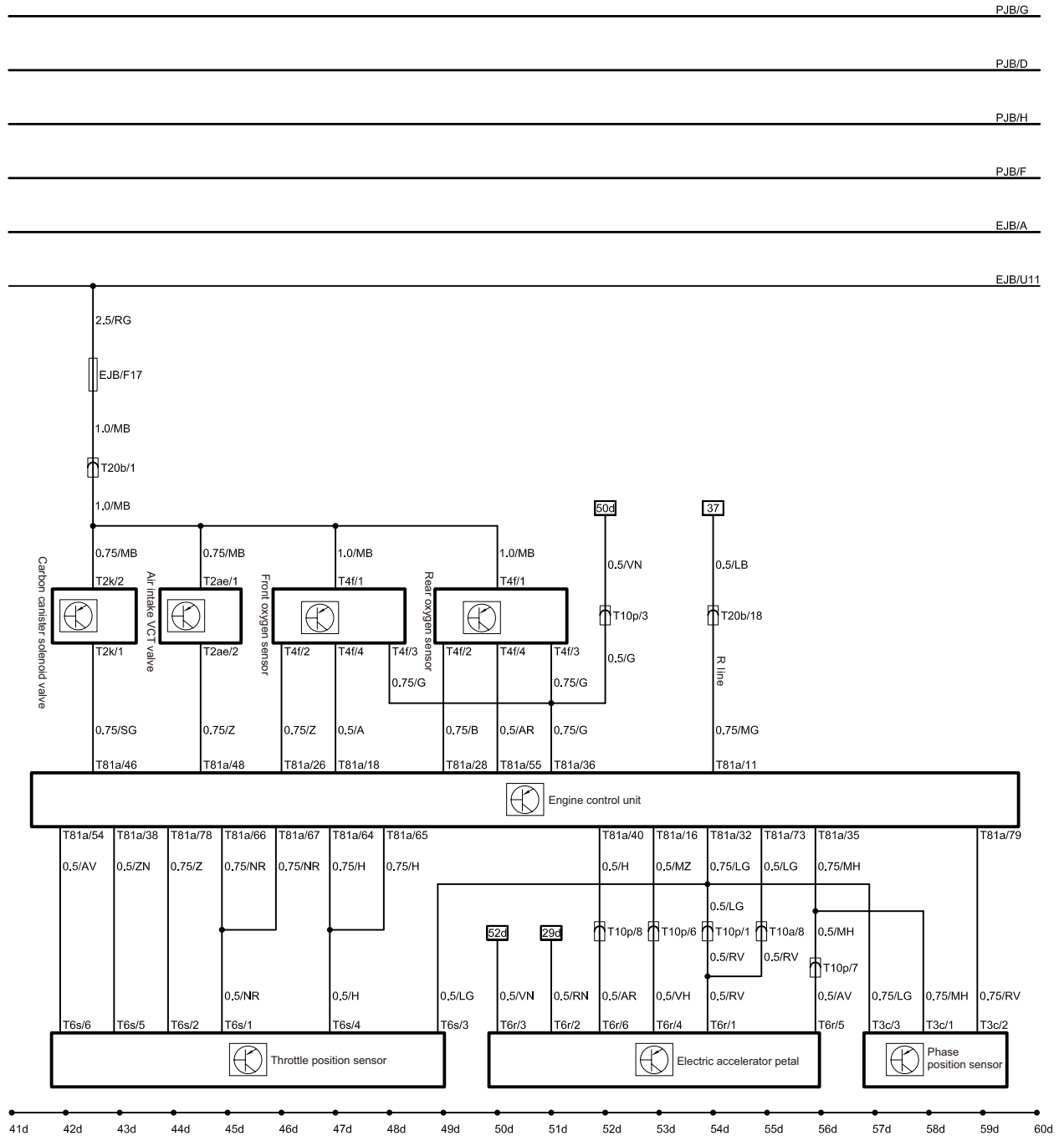
PJB F-Connecting, instrument panel fuse box binding post

PJB G-Connecting, instrument panel fuse box binding post

PJB H-Connecting, instrument panel fuse box binding post

EJB U11-Connecting, engine compartment fuse box wire





### BM15-MT engine control system 3

EJB-Engine compartment fuse box

PJB-Instrument panel fuse box

T2k-Carbon canister solenoid valve connector, 2 holes, black

T2ae-Air intake VCT valve connector, 2 holes, black

T3c-Phase position sensor connector, 3 holes, black

T4f-Oxygen sensor connector, 4 holes, white

T6r-Electric accelerator pedal connector, 6 holes, black

T6s-Throttle position sensor connector, 6 holes, black

T10a-Engine and main wire harness plug-in A, 10 holes, black

T10p-Engine and main wire harness plug-in C, 10 holes, black

T20b-Engine and main wire harness plug-in B, 20 holes, black

T81a-Engine control unit connector, 81 holes, black

EJB A-Connecting, from engine compartment fuse box to battery positive pole

PJB D-Connecting, instrument panel fuse box binding post

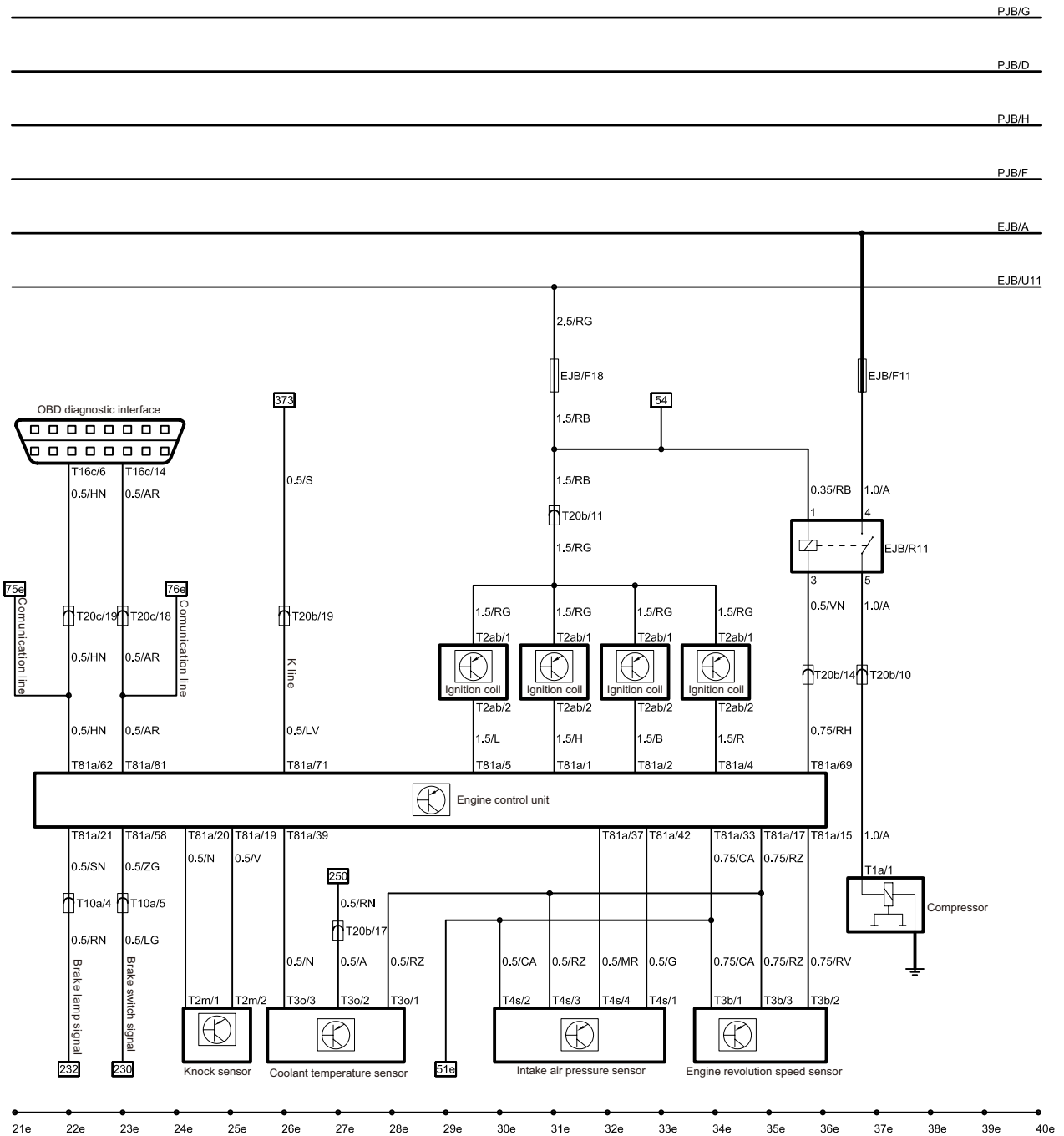
PJB F-Connecting, instrument panel fuse box binding post

PJB G-Connecting, instrument panel fuse box binding post

PJB H-Connecting, instrument panel fuse box binding post

EJB U11-Connecting, engine compartment fuse box wire





### BM15-AT engine control system 2

EJB-Engine compartment fuse box

PJB-Instrument panel fuse box

T1a-A/C compressor connector, 1 hole, grey

T2m-Knock sensor connector, 2 holes, black

T2ab-Ignition coil connector, 2 holes, black/grey

T3b-Engine revolution speed sensor connector, 3 holes, black

T3o-Coolant temperature sensor connector, 3 holes, black

T4s-Intake air pressure sensor connector, 4 holes, black

T10a-Engine and main wire harness plug-in A, 10 holes, black

T16c-Diagnostic interface connector, 16 holes, black

T20b-Engine and main wire harness plug-in B, 20 holes, black

T20c- Engine and main wire harness plug-in E, 20 holes, blue

T81a-Engine control unit connector, 81 holes, black

EJB A-Connecting, from engine compartment fuse box to battery positive pole

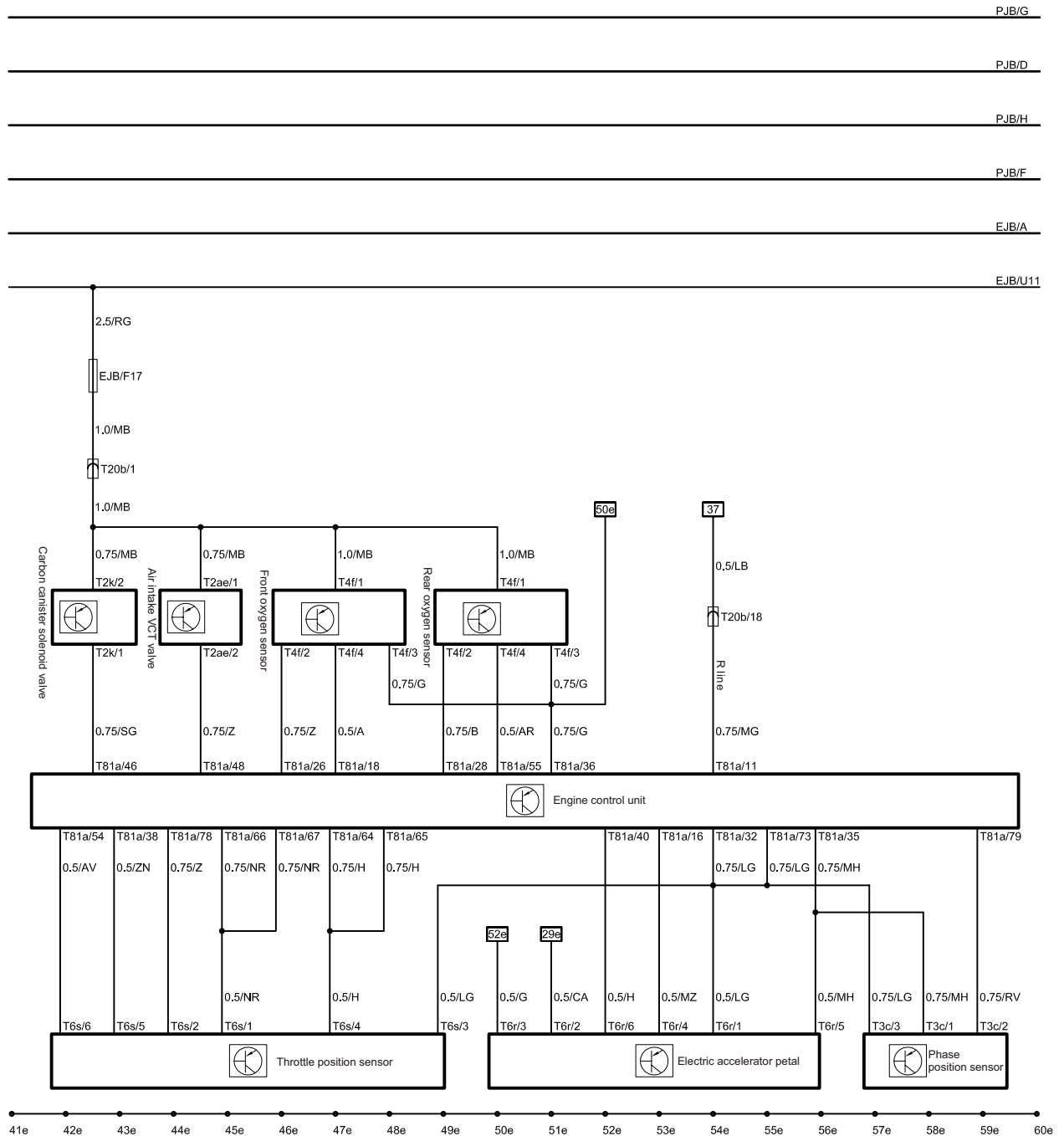
PJB D-Connecting, instrument panel fuse box binding post

PJB F-Connecting, instrument panel fuse box binding post

PJB G-Connecting, instrument panel fuse box binding post

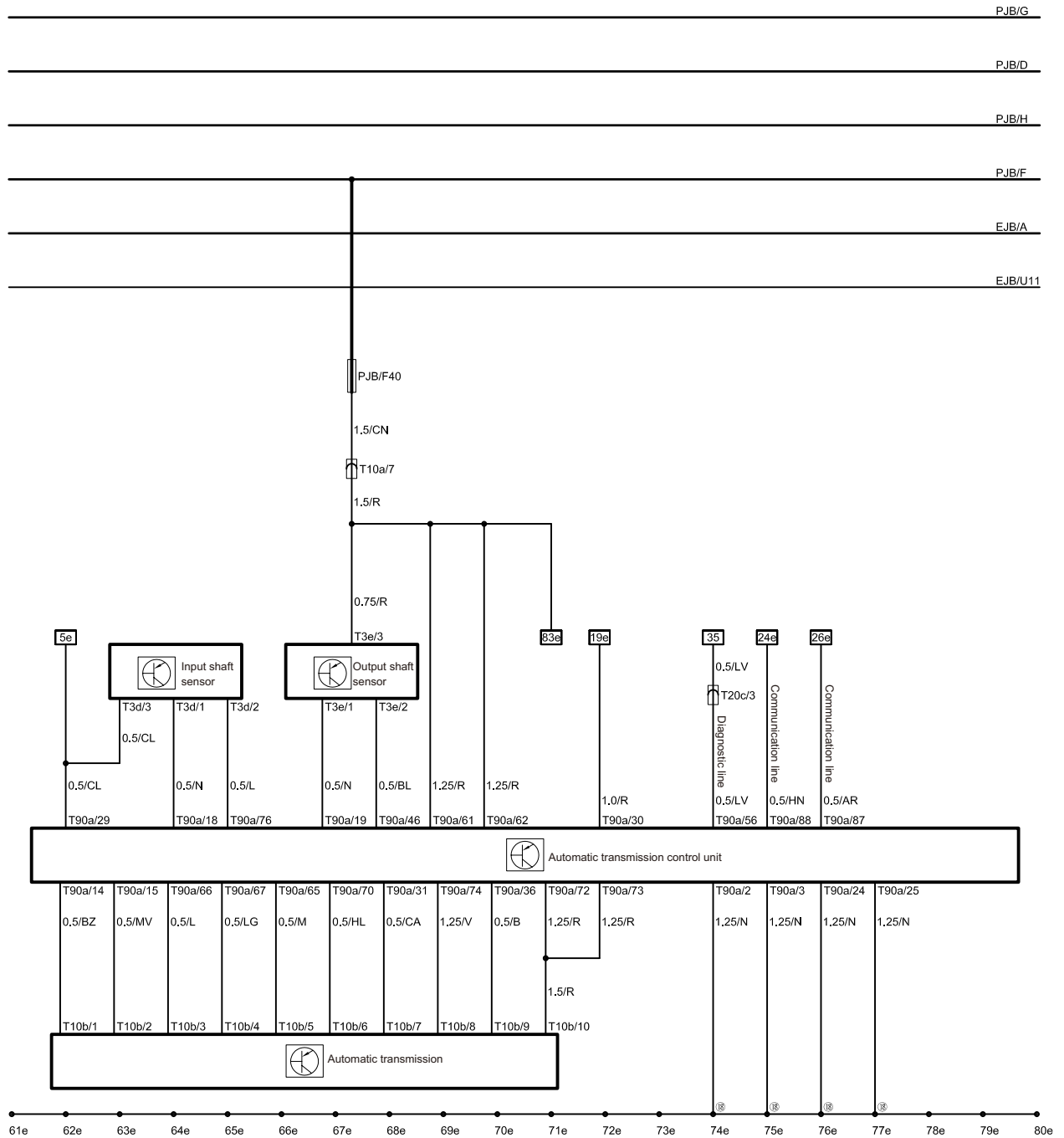
PJB H-Connecting, instrument panel fuse box binding post

EJB U11-Connecting, engine compartment fuse box wire



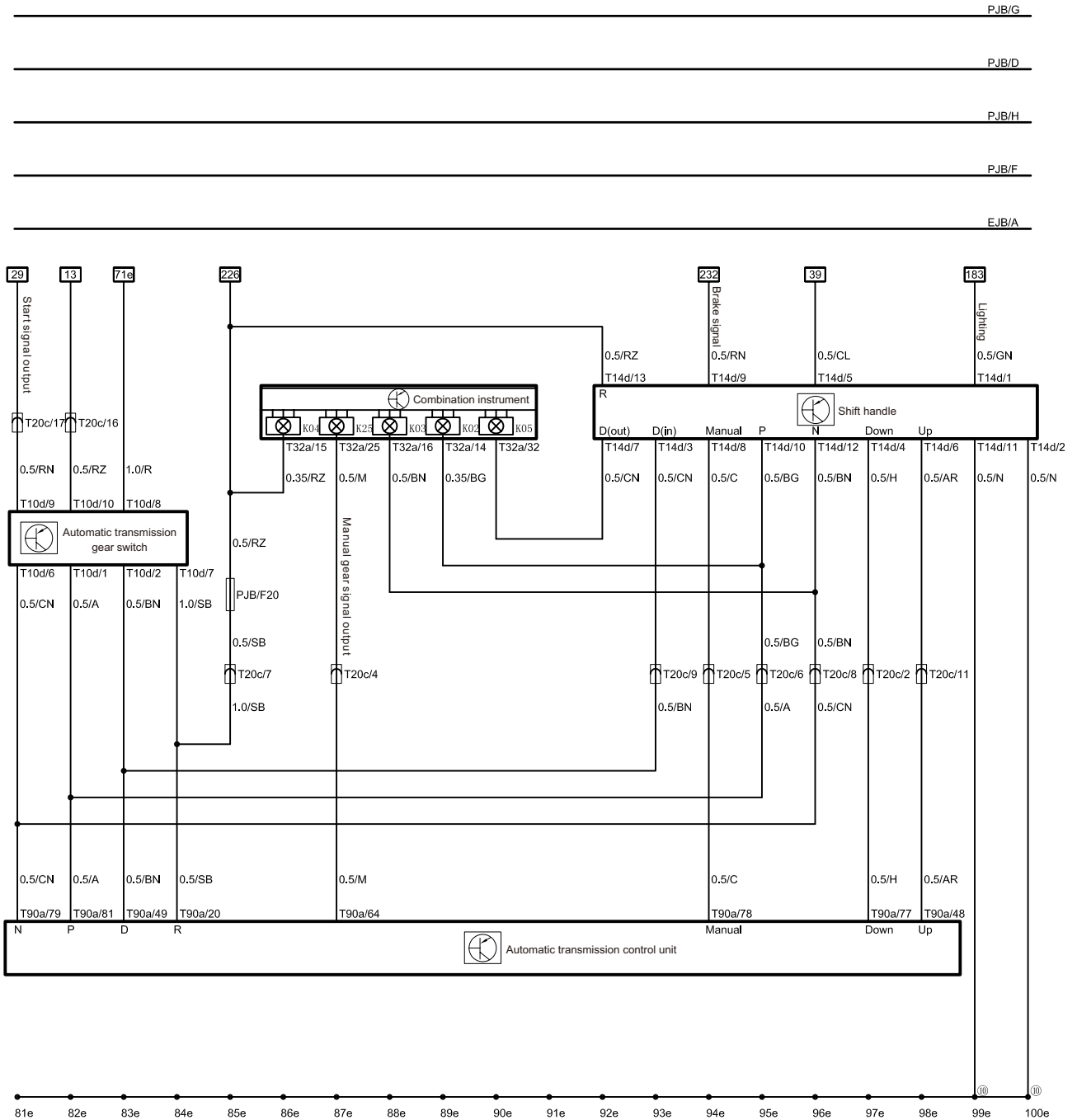
**BM15-AT engine control system 3**

- EJB-Engine compartment fuse box
- PJB-Instrument panel fuse box
- T2k-Carbon canister solenoid valve connector, 2 holes, black
- T2ae-Air intake VCT valve connector, 2 holes, black
- T3c-Phase position sensor connector, 3 holes, black
- T4f-Oxygen sensor connector, 4 holes, white
- T6r-Electric accelerator pedal connector, 6 holes, black
- T6s-Throttle position sensor connector, 6 holes, black
- T10a-Engine and main wire harness plug-in A, 10 holes, black
- T10p-Engine and main wire harness plug-in C, 10 holes, black
- T20b-Engine and main wire harness plug-in B, 20 holes, black
- T81a-Engine control unit connector, 81 holes, black
- EJB A-Connecting, from engine compartment fuse box to battery positive pole
- PJB D-Connecting, instrument panel fuse box binding post
- PJB F-Connecting, instrument panel fuse box binding post
- PJB G-Connecting, instrument panel fuse box binding post
- PJB H-Connecting, instrument panel fuse box binding post
- EJB U11-Connecting, engine compartment fuse box wire



### BM15-AT engine control system 4

- EJB-Engine compartment fuse box
- PJB-Instrument panel fuse box
- T3d-Input shaft sensor connector, 3 holes, black
- T3e-Output shaft sensor connector, 3 holes, black
- T10a-Engine and main wire harness plug-in A, 10 holes, black
- T10b-Automatic transmission connector, 10 holes, black
- T20c-Engine and main wire harness plug-in E, 20 holes, blue
- T90a-Automatic transmission control unit connector, 90 holes, black
- EJB A-Connecting, from engine compartment fuse box to battery positive pole
- PJB D-Connecting, instrument panel fuse box binding post
- PJB F-Connecting, instrument panel fuse box binding post
- PJB G-Connecting, instrument panel fuse box binding post
- PJB H-Connecting, instrument panel fuse box binding post
- EJB U11-Connecting, engine compartment fuse box wire
- Ⓟ-Passenger compartment LH A pillar ground

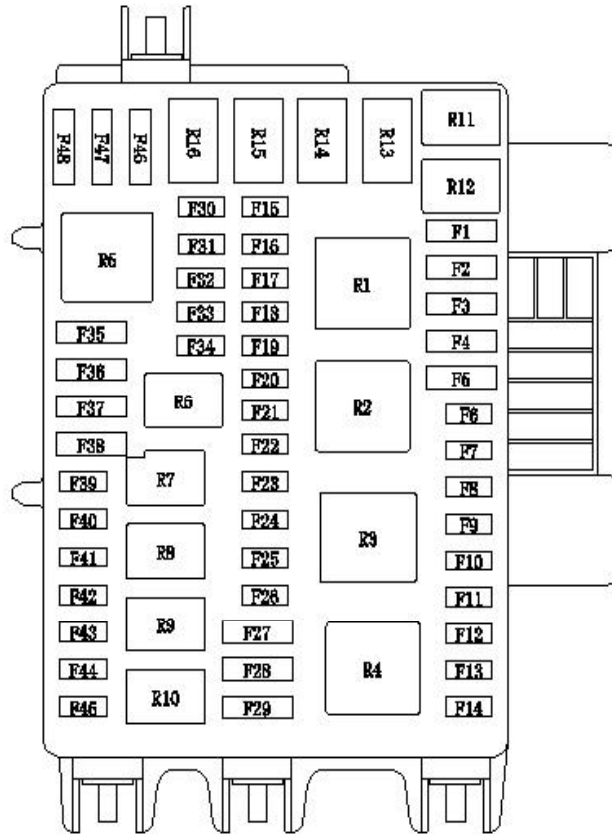


### BM15-AT engine control system 5

K02-Combination instrument P gear indicate  
 K03-Combination instrument N gear indicate  
 K04-Combination instrument R gear indicate  
 K05-Combination instrument D gear indicate  
 K25-Combination instrument manual mode gear indicate  
 EJB-Engine compartment fuse box  
 PJB-Instrument panel fuse box

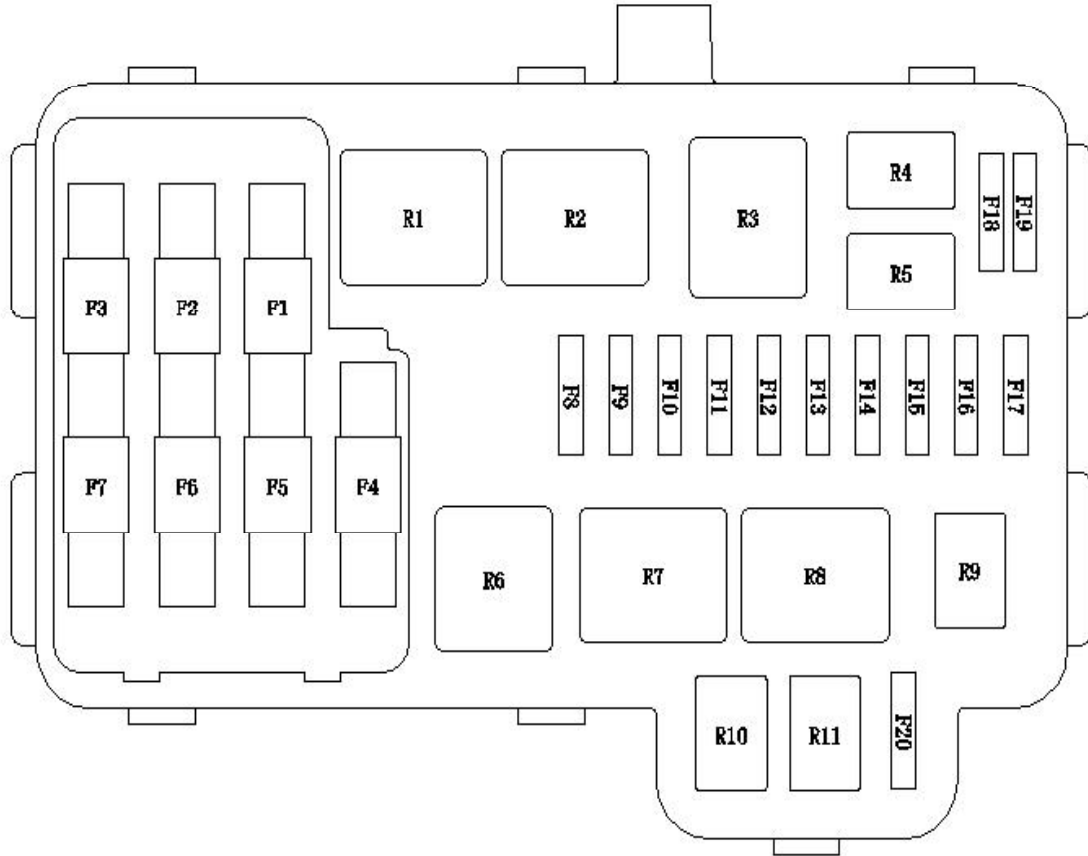
PJB D-Connecting, instrument panel fuse box binding post  
 PJB F-Connecting, instrument panel fuse box binding post  
 PJB G-Connecting, instrument panel fuse box binding post  
 PJB H-Connecting, instrument panel fuse box binding post  
 EJB U11-Connecting, engine compartment fuse box wire  
 Ⓣ-Instrument panel beam ground

T10d-Automatic transmission connector, 10 holes, black  
 T14d-Shift handle connector, 14 holes, white  
 T20c-Engine and main wire harness plug-in E, 20 holes, blue  
 T32a-Combination instrument connector A, 32 holes, blue  
 T90a-Automatic transmission control unit connector, 90 holes, black  
 EJB A-Connecting, from engine compartment fuse box to battery positive pole



PJB specification

No.	Spec.	Function	No.	Spec.	Function	No.	Spec.	Function
F1			F26	15A	Cigar lighter fuse	R1	70A	Rear defrost relay
F2	30A	Rear defrost fuse	F27			R2	40A	Blower relay
F3	20A	BCM fuse	F28			R3		
F4	20A	BCM fuse	F29			R4		
F5	20A	BCM fuse	F30	10A	LH headlamp - high beam	R5		
F6	10A	Radio fuse	F31	10A	RH headlamp - high beam	R6	30A	Blower relay
F7			F32			R7		
F8	10A	Diagnostic fuse	F33			R8		
F9	5A	Inner lamp fuse	F34	7.5A	Ignition switch (ACC) fuse	R9	30A	Position lamp relay
F10	15A	Sunroof fuse	F35	10A	Ignition switch (ST) fuse	R10		
F11	10A	Brake lamp fuse	F36			R11	30A	Front fog lamp relay
F12			F37			R12		
F13	15A	Front fog lamp fuse	F38			R13		
F14			F39	7.5A	Air bag fuse	R14	30A	Headlamp - low beam relay
F15	10A	RH headlamp - low beam fuse	F40	20A	TCU fuse (AT)	R15		
F16	10A	LH headlamp - high beam fuse	F41	10A	Ignition switch (ON) fuse	R16	30A	Headlamp - high beam relay
F17	10A	Ignition switch (ON) fuse	F42	5A	Reversing lamp fuse (MT)			
F18	10A	LH position lamp fuse	F43	10A	ABS fuse			
F19	10A	RH position lamp fuse	F44					
F20	7.5A	Reversing lamp fuse	F45	7.5A	Ignition switch (ON) fuse			
F21			F46	15A	Lights switch fuse			
F22	10A	Washer fluid reservoir motor fuse	F47	30A	Blower fuse			
F23	5A	Signal fuse	F48	15A	Wiper repair fuse			
F24	15A	Front wiper fuse						
F25	15A	Rear wiper fuse						



### EJB specification

No.	Spec.	Function	No.	Spec.	Function
F1	60A	Load relay fuse	R1	70A	Load relay
F2	60A	KL30 fuse	R2	40A	Cooling fan relay
F3	40A	ABS fuse	R3		
F4	40A	ABS fuse	R4	30A	Main relay
F5	70A	EPS fuse	R5	30A	Horn relay
F6	50A	Cooling fan fuse	R6		
F7	70A	KL30 fuse	R7	40A	Starter relay
F8	15A	Fuel pump fuse	R8	40A	Cooling fan relay
F9	30A	Stator relay fuse	R9		
F10	30A	Main relay fuse	R10	30A	Fuel pump relay
F11	10A	A/C compressor fuse	R11	30A	A/C compressor relay
F12	10A	IMMO fuse			
F13	15A	ECU/TCU fuse			
F14	10A	Horn fuse			
F15	30A	Ignition switch fuse			
F16	20A	ECU fuse			
F17	15A	Oxygen sensor fuse			
F18	10A	Ignition coil fuse			
F19					
F20	10A	Nozzle fuse			



## Connector/Plug-in code list

Code	Description	Code	Description	Code	Description
T1a	A/C compressor connector, 1 hole, grey	T3e	Output shaft sensor connector, 3 holes, black	T8f	Anti-theft control unit connector, 8 holes, black
T1d	Oil pressure sensor connector, 1 hole	T3g	Condenser fan connector, 3 holes, black	T8g	Rear bump and main wire harness plug-in B, 8 holes, white
T2b	Door lock motor connector, 2 holes, black	T3h	Washer fluid reservoir motor connector, 3 holes, black	T10a	Engine and main wire harness plug-in A, 10 holes, black
T2c	Tail gate switch connector, 2 holes, white	T3i	Cigar lighter connector, 3 holes, white	T10b	Automatic transmission connector, 10 holes, black
T2d	License plate lamp connector, 2 holes, black	T3o	Coolant temperature sensor connector, 3 holes, black	T10c	FL door and main wire harness plug-in B, 10 holes, white
T2e	High-mounted brake lamp connector, 2 holes, white	T3p	Headlamp height adjustment motor connector, 3 holes, black	T10d	Automatic transmission connector, 10 holes, black
T2f	Evaporator temperature sensor connector, 2 holes, white	T3q	Front inner lamp (without sunroof) connector, 3 holes, white	T10g	FL door and main wire harness plug-in C, 10 holes, orange
T2g	Window regulator motor connector, 2 holes, white	T4b	A/C pressure switch connector, 4 holes, grey	T10h	FL door and main wire harness plug-in A, 10 holes, black
T2h	Blower connector, 2 holes, white	T4d	Door lock micro switch connector, 4 holes, black	T10i	FR door and main wire harness plug-in A, 10 holes, black
T2i	Woofer connector, 2 holes, black	T4e	Driver door lock cylinder switch connector, 4 holes, grey	T10j	FR door and main wire harness plug-in B, 10 holes, white
T2j	Tweeter connector, 2 holes, black	T4f	Oxygen sensor connector, 4 holes, white	T10m	Power rearview mirror switch connector, 10 holes, white
T2k	Carbon canister solenoid valve connector, 2 holes, black	T4k	RH tail gate and main wire harness plug-in, 4 holes, white	T10p	Engine and main wire harness plug-in C, 10 holes, black
T2m	Knock sensor connector, 2 holes, black	T4p	Driver air bag trigger connector, 4 holes, yellow	T12b	A/C control unit connector B, 12 holes, black
T2n	Nozzle connector, 2 holes, black	T4q	Brake switch connector, 4 holes, black	T12f	Steering wheel stream ring connector, 12 holes, white
T2p	Wheel speed sensor connector, 2 holes, black	T4r	License plate lamp and RH tail gate wire harness plug-in, 4 holes, white	T12g	Remote control receiver connector, 12 holes, white
T2r	Vice driver air bag trigger connector, 2 holes, yellow	T4s	Intake air pressure sensor connector, 4 holes, black	T12h	Body control unit connector A, 12 holes, white
T2l	Hand brake switch connector, 2 holes, black	T4u	Start rotating button solenoid valve connector, 4 holes, white	T12i	Body control unit connector E, 12 holes, white
T2v	Brake fluid level sensor connector, 2 holes, grey	T5a	Rear windshield wiper control unit connector, 5 holes, grey	T13a	A/C and main wire harness plug-in, 13 holes, white
T2x	Safety belt buckle connector, 2 holes, white	T5b	Front windshield wiper motor connector, 5 holes, black	T14a	RL door and main wire harness plug-in, 14 holes, white
T2y	Horn connector, 2 holes, black	T5c	LH tail gate and main wire harness plug-in A, 5 holes, brown	T14b	RR door and main wire harness plug-in, 14 holes, white
T2z	Front fog lamp connector, 2 holes, black	T5d	LH tail gate and main wire harness plug-in B, 5 holes, brown	T14c	Wiper switch connector, 14 holes, white
T2aa	Ignition lock light connector, 2 holes, white	T6a	Rear lamp connector, 6 holes, white	T14d	Shift handle connector, 14 holes, white
T2ab	Ignition coil connector, 2 holes, black/grey	T6c	Front inner lamp (with sunroof) connector, 6 holes, white	T16a	FL power window switch connector, 16 holes, brown
T2ac	Reversing switch connector, 2 holes, black (only for MT model)	T6d	Sunroof motor connector, 6 holes, grey	T16c	Diagnostic interface connector, 16 holes, black
T2ae	Air intake VCT valve connector, 2 holes, black	T6e	Mixed air opening motor connector, 6 holes, green	T16d	A/C control unit connector A, 16 holes, black
T2aj	EPS system control unit connector C, 2 holes, black	T6f	Air outlet mode motor connector, 6 holes, green	T16e	Body control unit connector C, 16 holes, white
T2ak	EPS system control unit connector B, 2 holes, black	T6g	Inner and outer circulation mode motor connector, 6 holes, green	T16f	Lights combination switch connector, 16 holes, black
T2al	Side turning lamp connector, 2 holes, black	T6h	Blower speed regulation resistance connector, 6 holes, white	T16g	Reversing radar control unit connector, 16 holes, black
T2am	Trunk lamp connector, 2 holes, white	T6i	Outer power rearview mirror connector C, 6 holes, white	T18a	Body control unit connector A, 18 holes, black
T2an	Tail gate lock motor connector, 2 holes, white	T6n	Fuel pump connector, 6 holes, brown	T20b	Engine and main wire harness plug-in B, 20 holes, black
T2ao	Tail gate outer open button connector, 2 holes, white	T6o	Hazard warning switch connector, 6 holes, blue	T20c	Engine and main wire harness plug-in E, 20 holes, blue
T2ap	Reversing radar sensor connector, 2 holes, white	T6p	Power window switch connector, 6 holes, black	T20e	EPS system control unit connector A, 20 holes, white
T2aq	Alternator connector, 2 holes, black	T6q	Ignition switch connector, 6 holes, white	T20f	Radio connector C, 20 holes, multi-color
T2ar	Clutch switch connector, 2 holes, white	T6r	Electric accelerator pedal connector, 6 holes, black	T22a	Body control unit connector D, 22 holes, white
T2au	Start rotating button switch connector, 2 holes, white	T6s	Throttle position sensor connector, 6 holes, black	T26c	Body control unit connector B, 26 holes, white
T2av	PEPS antenna connector, 2 holes, white	T6t	EPS system rotating shaft sensor connector, 6 holes, white	T28a	Combination instrument connector B, 28 holes, black
T2aw	Driver door outer armrest switch connector, 2 holes, white	T6v	Front headlamp connector, 6 holes, black	T32a	Combination instrument connector A, 32 holes, blue
T3a	Reversing radar and main wire harness plug-in 3 holes, white	T6v	Headlamp electric adjustment switch connector, 6 holes, white	T38a	Brake system control unit connector, 38 holes, black
T3b	Engine revolution speed sensor connector, 3 holes, black	T8a	Radio connector A, 8 holes, white	T50a	Double way air bag control unit connector, 50 holes, yellow
T3c	Phase position sensor connector, 3 holes, black	T8b	Radio connector B, 8 holes, black	T81a	Engine control unit connector, 81 holes, black
T3d	Input shaft sensor connector, 3 holes, black	T8e	USB interface connector, 8 holes, black	T90a	Automatic transmission control unit connector, 90 holes, black

Other code list

Outer lamp inner function code		Combination instrument inner function code		Wire color code	
Code	Description	Code	Description	Code	Description
F01	LF turning lamp	G01	Combination instrument fuel level indicator	A	Light blue
F02	LF position lamp	G05	Revolution speed indication	B	White
F03	LF headlamp - high beam	G06	Vehicle speed indication	C	Orange
F04	LF headlamp - low beam	G14	Coolant temperature indication	G	Yellow
F05	RF turning lamp	G28	Instantaneous fuel consumption indication	H	Grey
F06	RF position lamp	K01	Engine failure indicator	L	Blue
F07	RF headlamp - high beam	K02	Combination instrument P gear indicate	M	Brown
F08	RF headlamp - low beam	K03	Combination instrument N gear indicate	N	Black
F11	RL position lamp	K04	Combination instrument R gear indicate	R	Red
F12	RL fog lamp	K05	Combination instrument D gear indicate	S	Pink
F13	RL turning lamp	K08	Background light	V	Green
F14	RL reversing lamp	K09	Position lamp indicator	Z	Violet
F15	RL brake lamp	K10	Combination instrument air bag failure indicator		
F16	RR position lamp	K11	Rear fog lamp indicator		
F17	RR fog lamp	K12	Turn left indicator		
F18	RR turning lamp	K13	Turn right indicator		
F19	RR reversing lamp	K14	Combination instrument front fog lamp indicator		
F20	RR brake lamp	K15	High beam indicator		
		K16	Combination instrument brake system failure indicate		
		K17	Brake system indicator		
		K18	Door opening indicator		
		K19	Oil pressure alarm indicator		
		K20	Driver safety belt indicator		
		K21	Vice driver safety belt indicator		
		K25	Combination instrument manual mode gear indicate		
		K26	Combination instrument alternator charging indicator		
		K29	Combination instrument EPS system failure indicate		
		K30	Combination instrument key matching right indicate		
		K31	Combination instrument key matching wrong indicate		

